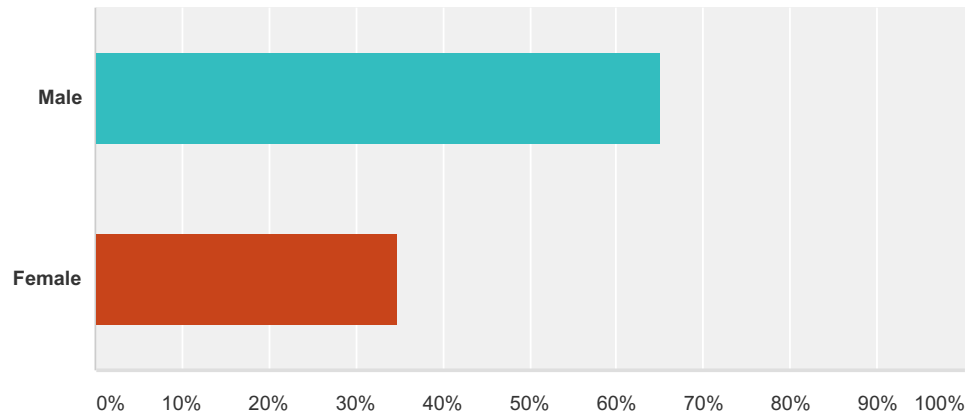


Youth Life Skills Survey 2014

Q1 Gender

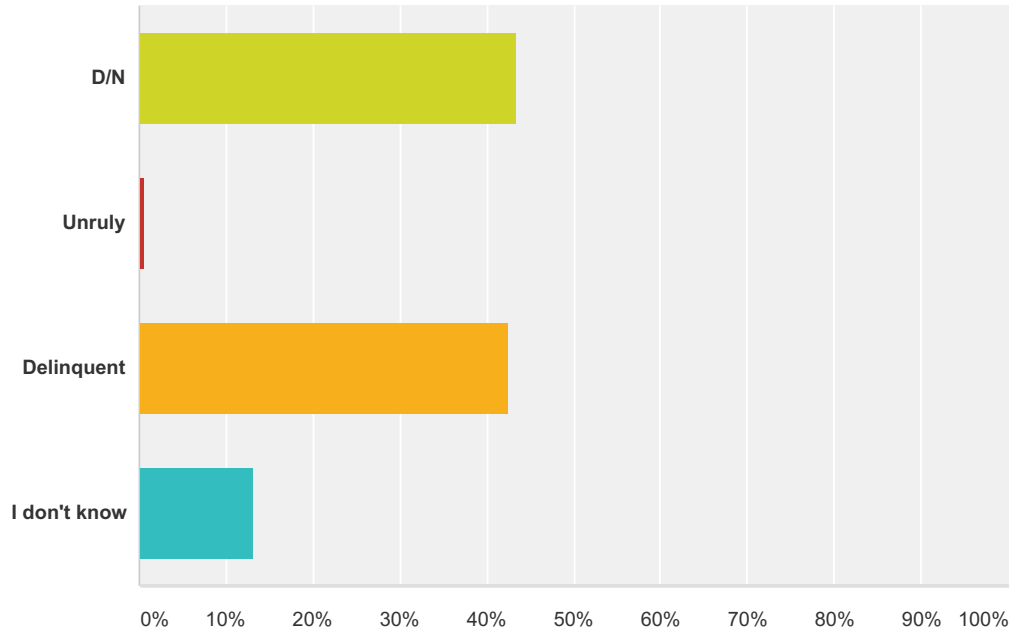
Answered: 582 Skipped: 34



| Answer Choices | Responses |
|----------------|------------|
| Male | 65.12% 379 |
| Female | 34.88% 203 |
| Total | 582 |

Q2 Adjudication:

Answered: 469 Skipped: 147



| Answer Choices | Responses | |
|----------------|-----------|------------|
| D/N | 43.50% | 204 |
| Unruly | 0.64% | 3 |
| Delinquent | 42.64% | 200 |
| I don't know | 13.22% | 62 |
| Total | | 469 |

Q3 City/County you live in now:

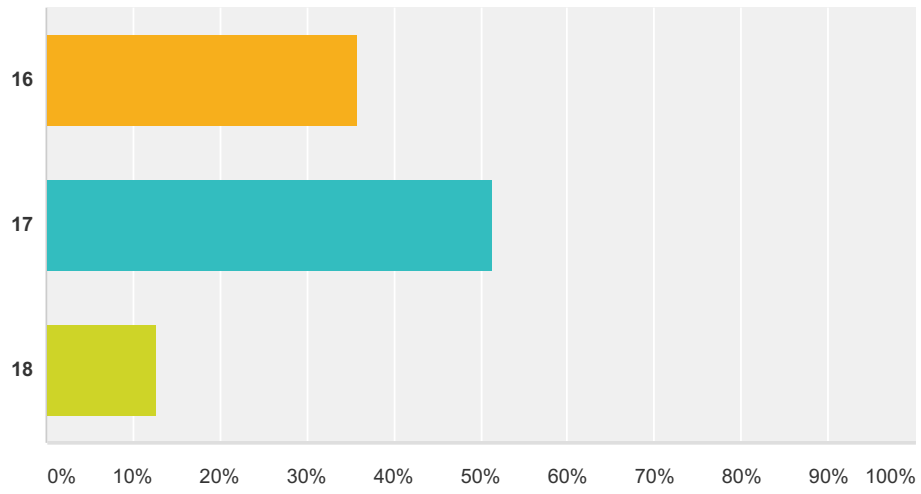
Answered: 491 Skipped: 125

| Answer Choices | Responses | |
|----------------|-----------|-----|
| City | 76.58% | 376 |
| County | 81.47% | 400 |

Youth Life Skills Survey 2014

Q4 Age

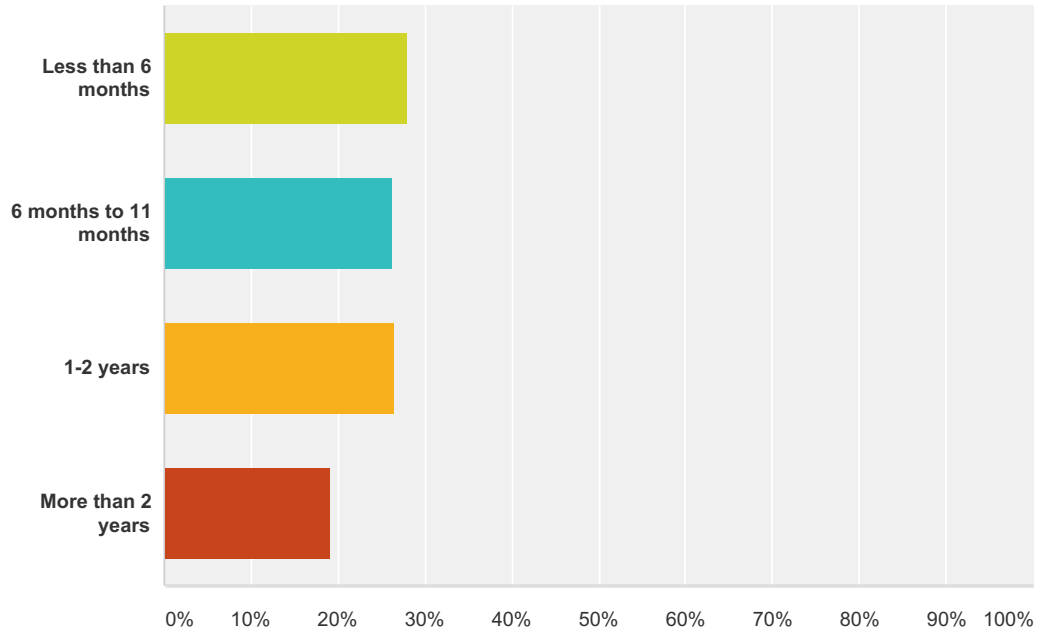
Answered: 616 Skipped: 0



| Answer Choices | Responses |
|----------------|------------|
| 16 | 35.88% 221 |
| 17 | 51.30% 316 |
| 18 | 12.82% 79 |
| Total | 616 |

Q5 Time in DCS Custody

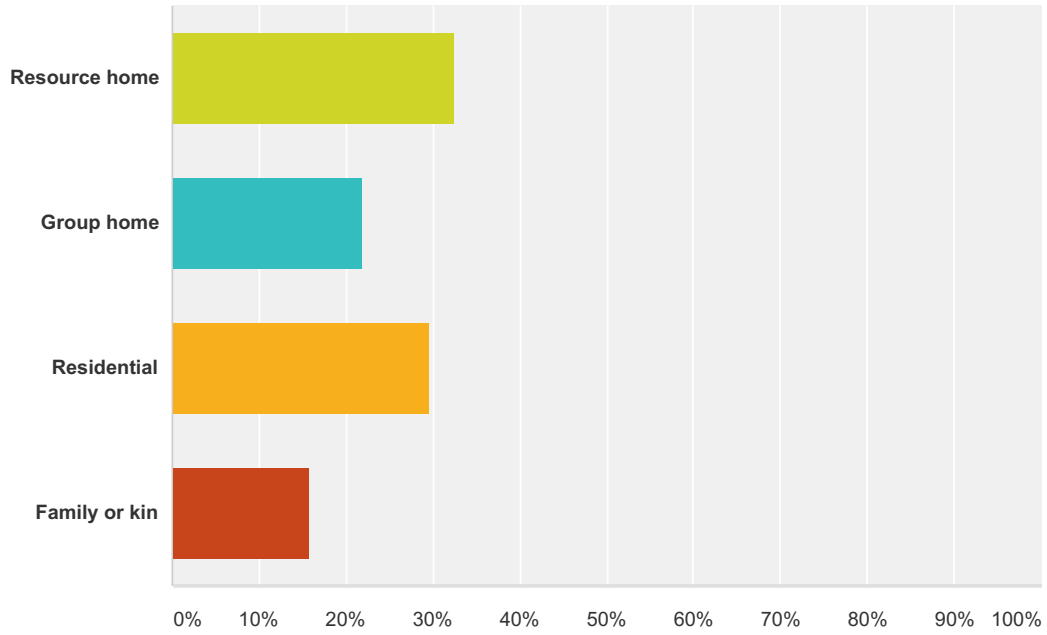
Answered: 560 Skipped: 56



| Answer Choices | Responses |
|-----------------------|------------|
| Less than 6 months | 28.04% 157 |
| 6 months to 11 months | 26.25% 147 |
| 1-2 years | 26.61% 149 |
| More than 2 years | 19.11% 107 |
| Total | 560 |

Q6 Where do you live?

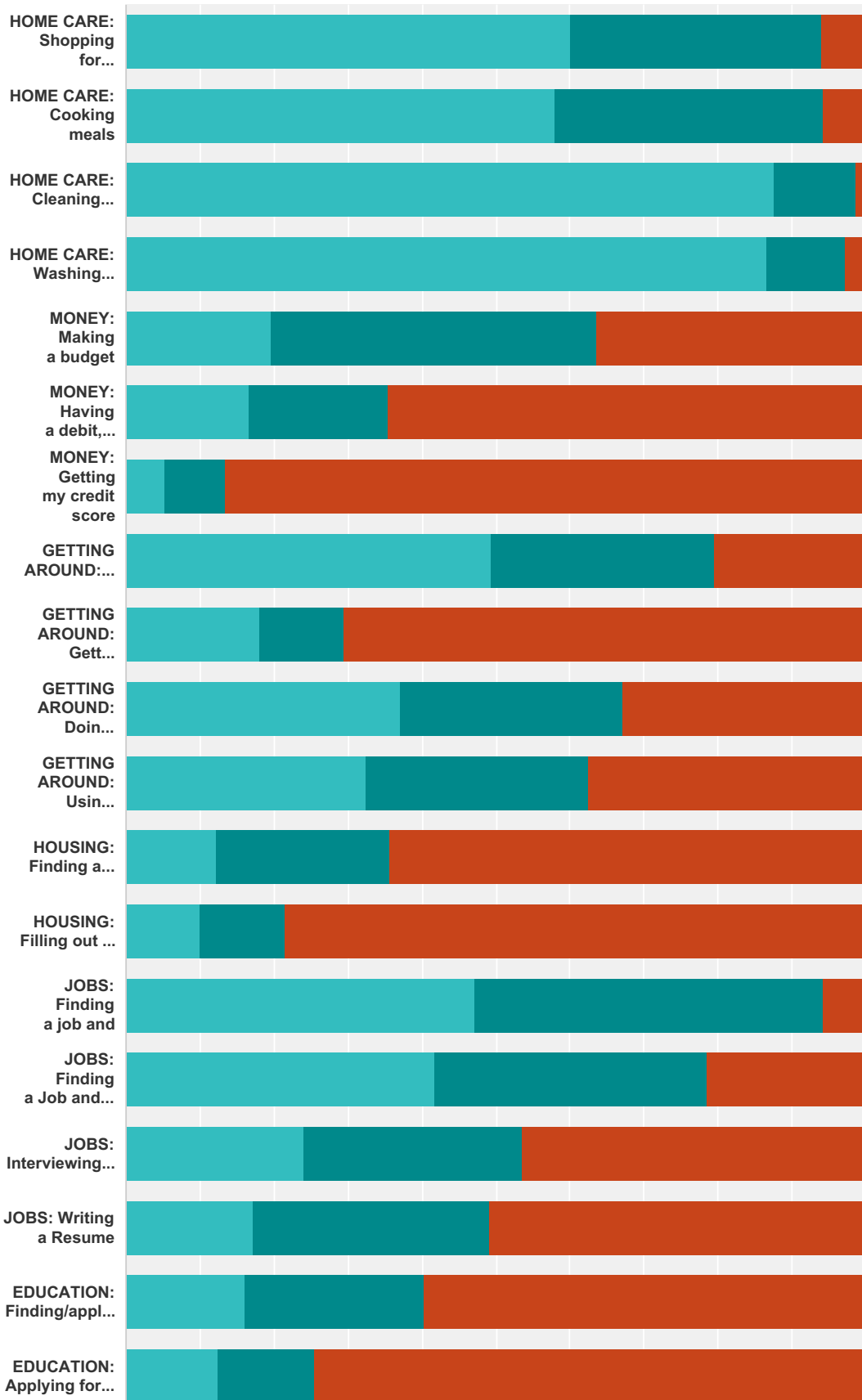
Answered: 558 Skipped: 58



| Answer Choices | Responses |
|----------------|------------|
| Resource home | 32.62% 182 |
| Group home | 21.86% 122 |
| Residential | 29.57% 165 |
| Family or kin | 15.95% 89 |
| Total | 558 |

Q7 How often have you done these things?

Answered: 615 Skipped: 1



Youth Life Skills Survey 2014

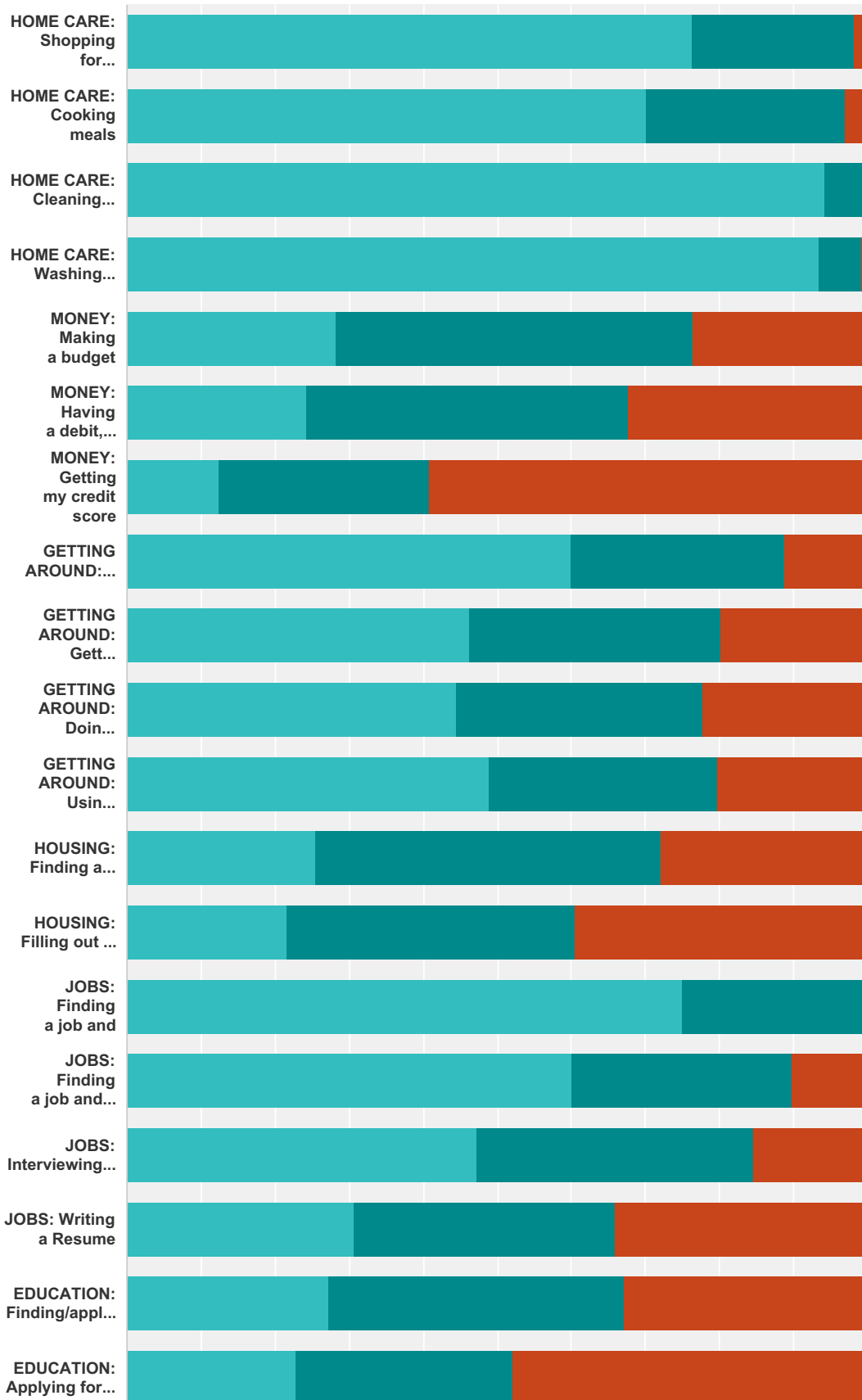
0% 10% 20% 30% 40% 50% 60% 70% 80% 90% 100%

■ A lot
 ■ 1, 2, or a few times
 ■ Never

| | A lot | 1, 2, or a few times | Never | Total |
|--|---------------|----------------------|---------------|-------|
| HOME CARE: Shopping for food | 60.20% 366 | 33.88% 206 | 5.92% 36 | 608 |
| HOME CARE: Cooking meals | 57.88% 349 | 36.32% 219 | 5.80% 35 | 603 |
| HOME CARE: Cleaning (sweep/ mop/remove trash) | 87.54% 527 | 11.13% 67 | 1.33% 8 | 602 |
| HOME CARE: Washing dishes/clothes | 86.60% 517 | 10.55% 63 | 2.85% 17 | 597 |
| MONEY: Making a budget | 19.60% 118 | 43.85% 264 | 36.54% 220 | 602 |
| MONEY: Having a debit, savings or checking account | 16.64% 100 | 18.80% 113 | 64.56% 388 | 601 |
| MONEY: Getting my credit score | 5.17% 31 | 8.17% 49 | 86.67% 520 | 600 |
| GETTING AROUND: Learning to drive a car | 49.26% 298 | 30.25% 183 | 20.50% 124 | 605 |
| GETTING AROUND: Getting a driver's license | 18.00% 108 | 11.50% 69 | 70.50% 423 | 600 |
| GETTING AROUND: Doing basic car maintenance(checking/ changing oil, checking tire pressure/changing a tire, and getting gas) | 37.02% 224 | 30.08% 182 | 32.89% 199 | 605 |
| GETTING AROUND: Using public transportation | 32.50% 194 | 29.98% 179 | 37.52% 224 | 597 |
| HOUSING: Finding a house/apartment/ other place to live | 12.29% 74 | 23.42% 141 | 64.29% 387 | 602 |
| HOUSING: Filling out an application for housing | 9.93% 60 | 11.59% 70 | 78.48% 474 | 604 |
| JOB: Finding a job and | 47.06% 8 | 47.06% 8 | 5.88% 1 | 17 |
| JOB: Finding a Job and Filling out a job application | 41.71% 254 | 36.95% 225 | 21.35% 130 | 609 |
| JOB: Interviewing for a job | 24.09% 145 | 29.40% 177 | 46.51% 280 | 602 |
| JOB: Writing a Resume | 17.33% 104 | 31.67% 190 | 51.00% 306 | 600 |
| EDUCATION: Finding/applying to a college/vocational school or training program | 16.01% 97 | 24.26% 147 | 59.74% 362 | 606 |
| EDUCATION: Applying for financial aid (FAFSA) | 12.52% 75 | 12.85% 77 | 74.62% 447 | 599 |

Q8 How confident are you in these skills?

Answered: 582 Skipped: 34



Youth Life Skills Survey 2014

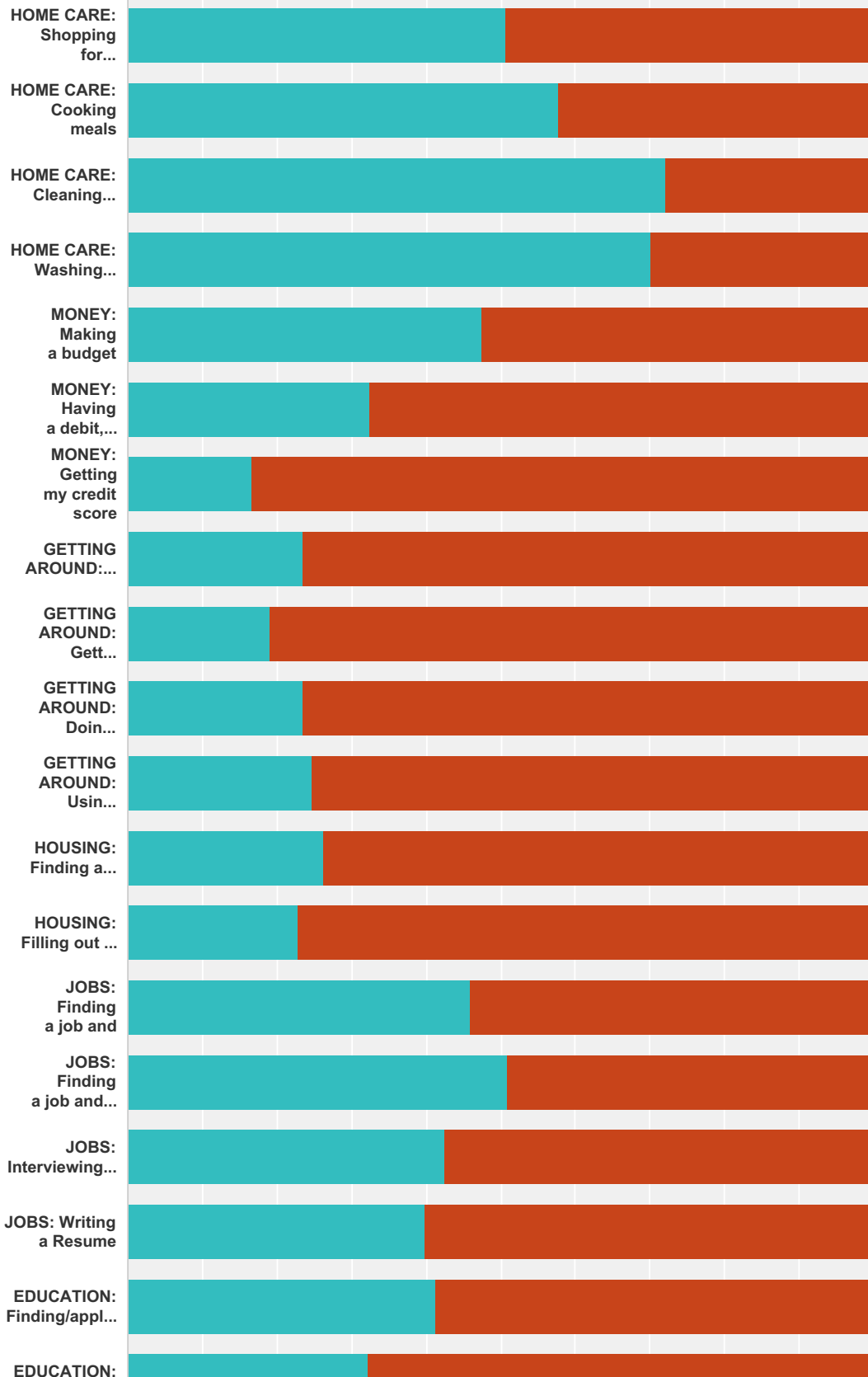
0% 10% 20% 30% 40% 50% 60% 70% 80% 90% 100%

■ I've got this
 ■ Some idea
 ■ Clueless

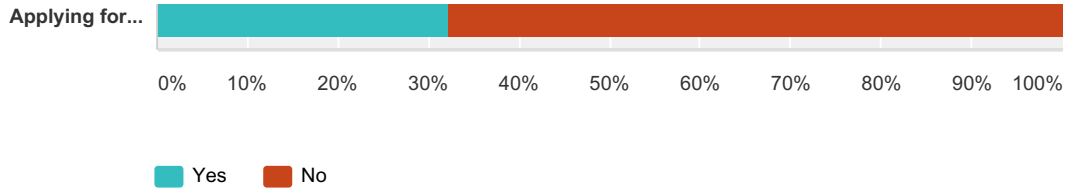
| | I've got this | Some idea | Clueless | Total |
|--|----------------------|----------------------|----------------------|-------|
| HOME CARE: Shopping for food | 76.36% 436 | 21.89% 125 | 1.75% 10 | 571 |
| HOME CARE: Cooking meals | 70.23% 394 | 26.74% 150 | 3.03% 17 | 561 |
| HOME CARE: Cleaning (sweep/ mop/remove trash) | 94.16% 532 | 5.49% 31 | 0.35% 2 | 565 |
| HOME CARE: Washing dishes/clothes | 93.38% 522 | 5.90% 33 | 0.72% 4 | 559 |
| MONEY: Making a budget | 28.26% 158 | 48.12% 269 | 23.61% 132 | 559 |
| MONEY: Having a debit, savings or checking account | 24.33% 136 | 43.47% 243 | 32.20% 180 | 559 |
| MONEY: Getting my credit score | 12.39% 68 | 28.42% 156 | 59.20% 325 | 549 |
| GETTING AROUND: Learning to drive a car | 59.93% 335 | 28.80% 161 | 11.27% 63 | 559 |
| GETTING AROUND: Getting a driver's license | 46.36% 255 | 33.82% 186 | 19.82% 109 | 550 |
| GETTING AROUND: Doing basic car maintenance(checking/ changing oil, checking tire pressure/changing a tire, and getting gas) | 44.56% 250 | 33.16% 186 | 22.28% 125 | 561 |
| GETTING AROUND: Using public transportation | 48.91% 269 | 30.91% 170 | 20.18% 111 | 550 |
| HOUSING: Finding a house/apartment/ other place to live | 25.40% 142 | 46.69% 261 | 27.91% 156 | 559 |
| HOUSING: Filling out an application for housing | 21.66% 120 | 38.81% 215 | 39.53% 219 | 554 |
| JOBS: Finding a job and | 75.00% 12 | 25.00% 4 | 0.00% 0 | 16 |
| JOBS: Finding a job and Filling out a job application | 60.07% 337 | 29.77% 167 | 10.16% 57 | 561 |
| JOBS: Interviewing for a job | 47.22% 263 | 37.34% 208 | 15.44% 86 | 557 |
| JOBS: Writing a Resume | 30.66% 168 | 35.22% 193 | 34.12% 187 | 548 |
| EDUCATION: Finding/applying to a college/vocational school or training program | 27.31% 151 | 39.78% 220 | 32.91% 182 | 553 |
| EDUCATION: Applying for financial aid (FAFSA) | 22.78% 126 | 29.29% 162 | 47.92% 265 | 553 |

Q9 Participated or learned this while in DCS Custody:

Answered: 563 Skipped: 53



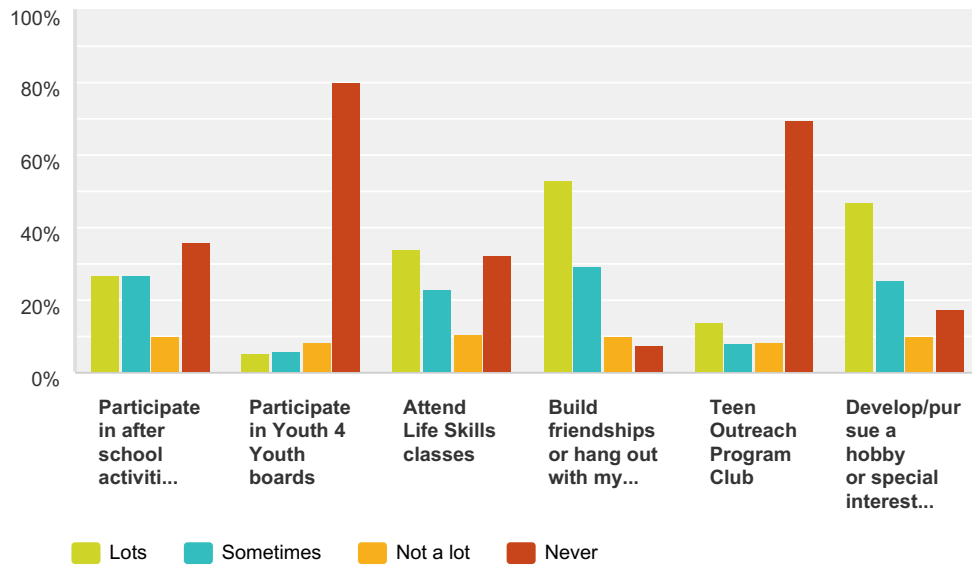
Youth Life Skills Survey 2014



| | Yes | No | Total |
|--|---------------|---------------|-------|
| HOME CARE: Shopping for food | 50.72% 281 | 49.28% 273 | 554 |
| HOME CARE: Cooking meals | 57.79% 319 | 42.21% 233 | 552 |
| HOME CARE: Cleaning (sweep/ mop/remove trash) | 72.20% 400 | 27.80% 154 | 554 |
| HOME CARE: Washing dishes/clothes | 70.09% 382 | 29.91% 163 | 545 |
| MONEY: Making a budget | 47.43% 258 | 52.57% 286 | 544 |
| MONEY: Having a debit, savings or checking account | 32.47% 176 | 67.53% 366 | 542 |
| MONEY: Getting my credit score | 16.67% 89 | 83.33% 445 | 534 |
| GETTING AROUND: Learning to drive a car | 23.49% 128 | 76.51% 417 | 545 |
| GETTING AROUND: Getting a driver's license | 19.05% 104 | 80.95% 442 | 546 |
| GETTING AROUND: Doing basic car maintenance(checking/ changing oil, checking tire pressure/changing a tire, and getting gas) | 23.40% 128 | 76.60% 419 | 547 |
| GETTING AROUND: Using public transportation | 24.68% 134 | 75.32% 409 | 543 |
| HOUSING: Finding a house/apartment/ other place to live | 26.19% 143 | 73.81% 403 | 546 |
| HOUSING: Filling out an application for housing | 22.75% 124 | 77.25% 421 | 545 |
| JOBS: Finding a job and | 45.83% 11 | 54.17% 13 | 24 |
| JOBS: Finding a job and Filling out a job application | 50.91% 281 | 49.09% 271 | 552 |
| JOBS: Interviewing for a job | 42.47% 234 | 57.53% 317 | 551 |
| JOBS: Writing a Resume | 39.89% 217 | 60.11% 327 | 544 |
| EDUCATION: Finding/applying to a college/vocational school or training program | 41.24% 226 | 58.76% 322 | 548 |
| EDUCATION: Applying for financial aid (FAFSA) | 32.29% 175 | 67.71% 367 | 542 |

Q10 While in DCS Custody, I do or did the following:

Answered: 615 Skipped: 1



| | Lots | Sometimes | Not a lot | Never | Total |
|---|---------------|---------------|--------------|---------------|-------|
| Participate in after school activities (extracurricular clubs, activities, teams) | 26.83% 165 | 26.99% 166 | 10.24% 63 | 35.93% 221 | 615 |
| Participate in Youth 4 Youth boards | 5.44% 33 | 6.10% 37 | 8.57% 52 | 79.90% 485 | 607 |
| Attend Life Skills classes | 34.10% 208 | 23.11% 141 | 10.49% 64 | 32.30% 197 | 610 |
| Build friendships or hang out with my friends | 53.19% 325 | 29.30% 179 | 9.82% 60 | 7.69% 47 | 611 |
| Teen Outreach Program Club | 13.88% 83 | 7.86% 47 | 8.70% 52 | 69.57% 416 | 598 |
| Develop/pursue a hobby or special interest (singing, playing an instrument, dancing, drawing, painting, etc.) | 46.84% 282 | 25.75% 155 | 9.97% 60 | 17.44% 105 | 602 |