

# State of Tennessee



## 2006

### Annual Juvenile Court Statistical Report Executive Summary



# **2006 Annual Juvenile Court Statistical Report Executive Summary**

## **2006 DATA LIMITATIONS**

The AOC was able to collect more complete juvenile court data in 2006 than they have in the past; however, please note that data from 2005 has not been included in the trend information charts. In 2005, one of the larger juvenile courts submitted their data in a summarized format which could not be included in the database. The lack of data from this court would have skewed the data giving a false representation of juvenile trend factors within the State. To overcome this challenge, the AOC chose the trend range of 1996 through 2004 and 2006, allowing for 10 years of accumulated facts that present the juvenile court data in the most meaningful way.

## **2006 Annual Juvenile Court Statistical Report Executive Summary**

The Tennessee Council of Juvenile and Family Court Judges (TCJFCJ), was created by the Tennessee General Assembly through legislation that was effective July 1, 1982. The TCJFCJ is the official organization of Tennessee judges having juvenile court jurisdiction. Throughout its history the Council has represented juvenile court judges and court staff, providing an independent voice regarding issues affecting children, youth, families and communities. The juvenile courts and the clerks of the courts provide juvenile court data as set out in the Tennessee Code Annotated § 37-1-506. The Administrative Office of the Courts (AOC) assumed administrative support responsibility for the TCJFCJ in April 2005. The report for calendar year 2006 marks the third TCJFCJ annual report published by the AOC. The bullet points and charts on the following pages contain general points and graphic illustrations taken from 2006 data. For more detailed statistics, please see the full report at the following location:

<http://www.tennessee.gov/tcjfcj/annualrpt.html>

### **TCJFCJ EXECUTIVE COUNCIL**

**President:** Honorable Rachel Anthony – Lauderdale County

**Vice President:** Honorable Ken Witcher – Macon County

**Secretary/Treasurer:** Honorable Ray Grimes – Montgomery County

#### **Directors**

**Immediate Past President:** Honorable James F. Watson – McMinn County

Honorable Wayne Shelton – Montgomery County

Honorable Betty Adams Green – Davidson County

Honorable Nolan Goolsby – Putnam County

Honorable Dennis Humphrey – Roane County

Honorable Larry J. Logan – Carroll County

Honorable A. Andrew Jackson – Dickson County

Honorable Jeff D. Rader – Sevier County

### **AOC POSITIONS**

**Executive Director:** Elizabeth A. Sykes

**General Counsel:** David Haines

**Juvenile Court Program Specialist:** Elvira Newcomb

**Director, Information Technology:** Ann Lynn Walker

#### **Juvenile Team:**

Peach McComb – Lead Systems Analyst

Beverly Edmonds – Juvenile Data Analyst

Cheryl Patterson – Juvenile Business Analyst

# 2006 Annual Juvenile Court Statistical Report

## Executive Summary

### REFERRAL INFORMATION

In the 2006 calendar year, there were a total of **161,631** referrals to juvenile courts involving **87,081** children and resulting in **242,216** dispositions in Tennessee.

The reader should note that the definition of case is as follows: "All referral reasons/charges reported to the court (via complaint, petition, motion, etc.) on a given day for a given child." It is also important to be aware that the juvenile data is counted based on the date of disposition. This is the date that the case is disposed or adjudicated by the juvenile court and then reported to the TCJFCJ during calendar year 2006.

Over one third of the children referred (**37.6%**) were from the four metropolitan areas of Shelby/Memphis (**14,205**), Davidson/Nashville (**8,528**), Knox/Knoxville (**6,027**), and Hamilton/Chattanooga (**4,003**).

Delinquent referrals (**78,612**) accounted for nearly half of all referrals at 48.6%. White males in the delinquent category total **33,762** and represent **42.9%** of the juvenile court population with delinquent referrals **78,612** outnumbering their female counterparts who total **13,856** and are **17.6%** of the juvenile population with delinquent referrals. African American males in the delinquent category total **20,539** and represent **26.1%** of the juvenile population with delinquent referrals outnumbering their female counterparts who total **7,405** and represent **9.4%** of the juvenile population with delinquent referrals.

### REFERRALS BY AGE AND RACE

The 2006 data indicated that nearly one third (**33.3%**) of the referrals were for 15 and 16 year olds. White males represented the greatest number of those referrals in this age category totaling **21,828**, or **40.6%** of the juvenile court population in the 15 through 16 years of age category and outnumbering their female counterparts who totaled **11,830** representing **22.0%** of juveniles in this age category. African American males represented the second largest number of referrals in the 15 through 16 years of age category totaling **12,390** or **23.0%** and outnumbering their female counterparts who totaled **5,527** or **10.3%** of the juveniles in this age category.

### MINORITY REFERRALS

The immigrant population in Tennessee has increased so much that the juvenile courts have found that there has been a corresponding increase in the number of juveniles of different nationalities and races coming before them. The courts have asked that the racial categories be expanded to reflect individuals of Middle Eastern descent, for example, who are now being classified as White, African American, or Asian as there is no accurate category in which to report these statistics except as noted. The federal standard states that these juveniles would be included in the White category, but the courts would like the statistics to reflect the juvenile population in their jurisdiction more definitively so they can identify areas of need for resource allocation and intervention practices.

## 2006 Annual Juvenile Court Statistical Report Executive Summary

### COURTS WITH THE HIGHEST PERCENTAGE OF MINORITY RACES REFERRED

Court	Percentage
Haywood	88.30%
Shelby	84.65%
Hardeman	75.13%
Madison	71.82%
Davidson	70.52%

### LIVING ARRANGEMENTS

At the time of their referral to juvenile court, only **15.4%** of all Tennessee children referred were living with both biological parents. Consistent with the data gathered in previous years, the Living Arrangement of Juveniles by Race and Sex for CY 2006 data shows that within the general juvenile court population (**87,081**), the highest number of children, (**33,283**) were reported to be living "With Mother" at the time of referral to juvenile court. This is **38.2%** of the total of all children referred. The second and third most reported living arrangements for the general juvenile court population were "Unknown" **13,595** or **15.6%** and "With both Biological Parents" **13,375** or **15.4%**.

### SCHOOL STATUS

Almost 65%, of the juvenile court population, were reported as being "Enrolled" in school either full or part-time at the time of referral. School enrollment was listed as "Unknown" for nearly **23%** of the juvenile court population.

In 2006, a majority (**64.5%**) of the juvenile court population (**87,081**) were reported as being "Enrolled" in school either full or part-time at the time of referral to juvenile court. **12.8%** were reported as "Not Enrolled" in school. The "Not Enrolled" in school category also included those children who had been expelled. It should be noted that school enrollment for **19,803** or **22.7%** of the juvenile court population was reported as "Unknown".

**3,052** or **3.5%** of the general juvenile court population was reported as being enrolled in a special education curriculum at the time of referral. **53,447** or **61.4%** of the juvenile court population were reported as "Not Enrolled" in a special education curriculum and the special education status of **30,582** children, or **35.1%** of this same population was reported as "Unknown".

### REFERRAL DISPOSAL INFORMATION

Information regarding **161,631** referrals disposed of by Tennessee juvenile courts was reported in 2006. Nearly half (**48.6%**) of the 2006 referral reasons disposed of by juvenile courts fell into the category of alleged Delinquent offenses. Status offenses represented **15.7%** of the total referral reasons reported to the juvenile court, while Non-offense referral reasons comprised an additional **35.6%** of the total.

## 2006 Annual Juvenile Court Statistical Report Executive Summary

The 2006 data showed the most commonly reported delinquent referral reasons to be "Traffic", **(18,941)** "Assault" **(7,777)**, "Theft of Property" **(6,798)**, "Violation of Probation" **(6,274)**, "Disorderly Conduct" **(6,217)**, and "Possession of Controlled Substances" **(4,384)**. The most often reported status offense referral reasons were "Truancy" **(7,312)**, "Unruly Behavior" **(5,985)**, "Possession of Tobacco Products" **(4,250)**, "In-state Runaway" **(3,485)**, "Violation of Curfew" **(2,759)**, and "Violation of a Valid Court Order" **(1,524)**.

"Child Support" **(10,261)**, "Dependency and Neglect" **(9,315)**, "Custody" **(8,566)**, "Judicial Review" **(7,909)** and "Foster Care Review" **(3,579)** are the most prevalent within the non-offense category.

### REFERRAL SOURCE

Anyone who perceives a need for the juvenile court to intervene in a child's affairs can refer that child to the juvenile court. Frequently, the referral source is closely related to the reason for referral. For example, schools refer truants and law enforcement officers refer children who have committed illegal acts.

As the Source of Referrals by Race and Sex for CY 2006 table and chart show, "Law Enforcement" was the referral source most often cited at **46.8%**, "Parents" were the second at **10.5%**, and the "Department of Children's Services"(DCS) was the third at **10.1%**. "Court Staff" at **8.5%**, was the fourth most often cited referral source and "School" at **6.6%**, was the fifth.

### SIX MOST FREQUENT REFERRAL REASONS BY SOURCE IN 2006

When looking at the six (6) most frequently reported referral reasons associated with each referral source in 2006, law enforcement personnel most often referred juveniles for traffic complaints, while custody was the reason most often cited for referral by parents and relatives. Self referrals, referrals by community service agencies, other state departments, child and parent, and the District Attorney all had child support issues at the top. With regard to schools, truancy remained the most cited referral reason and possession of tobacco products was the second. Most DCS and social agency referrals were for dependency and neglect issues. Victims continued to refer most often for assault and hospitals referred most often for paternity and legitimation.

### WEAPONS REFERRALS

2006 data shows that of the total children referred **(860)** for Unlawful Possession/Carrying of a Weapon, the largest percentages by age were: **37.1%** age 17, **27.0%** age 16, and **17.7%** age 15. The percentages of children referred for this reason by race and gender were: **61.2%** African American males, **27.0%** white males, **5.0%** African American females, and **1.7%** white females.

Five hundred and forty two (542) children were referred for Carrying Weapons on School Property with eighty-four percent of those referrals for ages 13 through 17. The percentages of children referred for this reason by race and gender in 2006 were as follows: **41.3%** African American males, **30.8%** white males, **17.3%** African American females, and **5.7%** white females.

# 2006 Annual Juvenile Court Statistical Report

## Executive Summary

### INTAKE ACTIONS AT REFERRAL

2006 data shows that petitions were filed in **65.8%** of the 2006 referrals and motions were filed in **4.4%**. These figures reflect the number of petitions or motions that resulted in judicial action of some kind. Petitions that were filed but ended in an informal adjustment are explained later in this report.

Citations, which law enforcement may use in lieu of a petition, were issued in **12.8%** of the referrals, paternity actions accounted for **.05%**, and judicial, administrative and foster care reviews accounted for **5.5%**.

### DETENTION INFORMATION

One of the immediate decisions the court must make after receiving an offense-related referral is whether or not to detain the child. When the court believes that a child referred for offense-related reasons is in need of protection or may be a threat to the community, the court may elect to detain the child.

2006 detention statistics revealed that of the children referred (**87,081**) percentages fell into the following categories: **9.2%** in the "Juvenile Detention Facility", **1.7%** in "Other", and **.9%** in "Non-secure Placement". The data also shows that **66.8%** of the children referred were in the "Does Not Apply" category because they were not considered for detention.

### DISPOSITIONAL PROCEDURES

After a referral is made to the juvenile court, decisions are made regarding how the court will proceed. If the decision is made to handle the referral informally, two options are open to the court: pretrial diversion and informal adjustment. These two procedures are quite similar in that they are both a voluntary agreement between the court officer, the child, and the parents that address the problem but avoid a formal court hearing and an official finding of guilt. The difference between pretrial diversion and informal adjustment is in the extent to which the judge or referee is involved. Pretrial diversion requires judicial approval of the voluntary agreement. Informal adjustment is subject to judicial approval, but does not require it prior to initiation. 2006 disposition procedures information reveals that **16.2%** of all the referrals to juvenile court were handled by informal adjustment. **5.8%** of all referrals disposed by other actions were handled by pretrial diversions.

When the court believes that it is in the best interest of the child and/or the community, a formal adjudicatory proceeding or hearing is held regarding the child's referral to juvenile court. The adjudicatory hearing is a formal proceeding in which the judge or referee determines whether the motion made on behalf of the child (or the complaint made against the child) is substantiated. If substantiation of the motion/complaint occurs, a dispositional hearing must be held; this can happen either immediately or at a later date. The statistics indicate that **44.5%** of the referrals to juvenile court resulted in a formal adjudicatory proceeding. Of the formally adjudicated proceedings, **64.8%** were substantiated, **25.8%** formally dismissed and **9.4%** were retired.



## 2006 Annual Juvenile Court Statistical Report Executive Summary

### NUMBER OF INDIVIDUAL CHILDREN TRANSFERRED TO ADULT COURT BY RACE AND SEX

The 2006 data was analyzed to determine the number of children transferred to adult court for alleged delinquent offenses. The data shows that **289** children were transferred to adult court in 2006. Males were the overwhelming majority of transferred children (**268**) at **92.7%**. **70.2%** of the children transferred were African American males, while their white male counterparts represented **21.5%** of the overall transfers. African American females represented **3.5%**. White females represented **2.4%** of all transfers.

This represents over three times as many delinquent African American males transferred to adult courts (**203**) than white males (**62**), despite the fact that there are nearly twice as many delinquent white males (**32,391**)\* as there are African American males (**16,220**) in the general juvenile population. Delinquent African American males commit offenses listed under TCA §37-1-134 (1) at a higher rate in both frequency and percentage than delinquent white males.

The majority of these children were sixteen (16) years of age or more at the time of the alleged conduct, or the child was less than sixteen (16) years of age if such child was charged with the offense of first degree murder, second degree murder, rape, aggravated rape, rape of a child, aggravated robbery, especially aggravated robbery, kidnapping, aggravated kidnapping or especially aggravated kidnapping, or an attempt to commit any such offenses.

### Juvenile Court Referrals Disposed State-wide Based on Number of Referrals

Juvenile court cases and referrals can be disposed by judges, referees, youth services officers, or probation officers. All cases resulting in a formal hearing and adjudication must be disposed by judicial staff, which includes judges, referees or special judges. Cases that are handled informally through informal adjustment or other informal, non-judicial actions can be disposed by the court officers.

The 2006 data shows that **52.2%** of all referral reasons (**161,631**) were disposed by judicial staff: **52.2%** by Judges, **32.6%** by Referees. Another **12.2%** were disposed by Youth Services/Probation Officers, and **3.0%** by Other/Not Reported.

### COMPARISONS

Comparing calendar year 2006 with 2004\*, the number of children referred in Tennessee dropped by one and one-half percent. This reduction can be attributed to fewer referrals in the categories of Status/Unruly and Dependency/Neglect.

\*2004 data was used for comparison instead of 2005 data because not all courts were represented in the 2005 Annual Report.

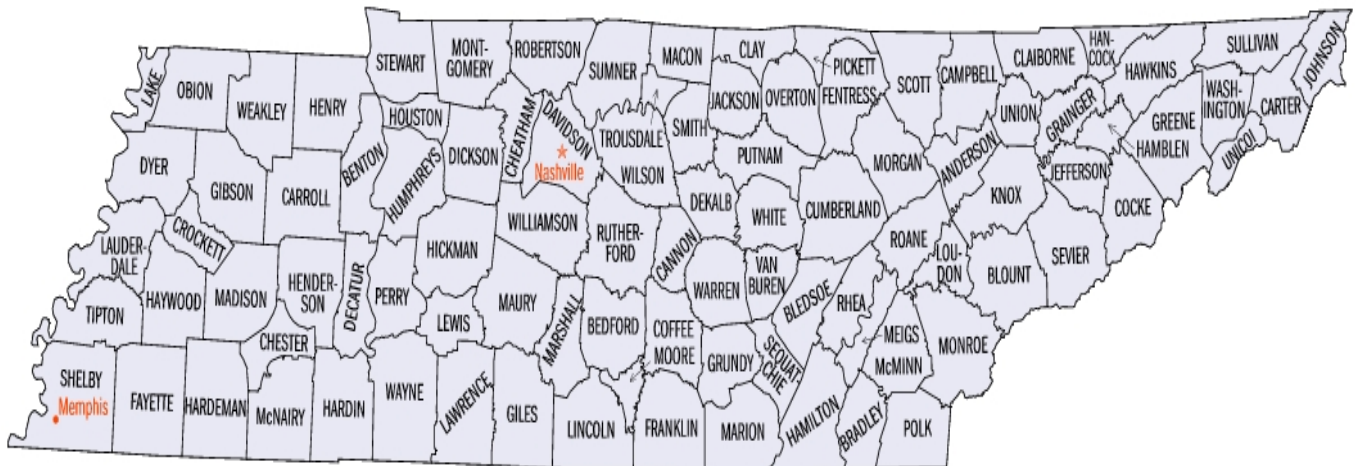
### 2006 ANNUAL JUVENILE COURT STATISTICAL REPORT

Please review the complete report to see all associated data, charts, and tables for the most detailed information. You will find it on our website at this address: [www.tennessee.gov/tcfcj/annualrpt.html](http://www.tennessee.gov/tcfcj/annualrpt.html)

# 2006 Annual Juvenile Court Statistical Report Executive Summary

## Tennessee Counties

(Total Counties = 95)



## Tennessee Juvenile Courts

(Total Courts = 98)

Anderson	Bedford	Benton	Bledsoe	Blount	Bradley
Bristol	Campbell	Cannon	Carroll	Carter	Cheatham
Chester	Claiborne	Clay	Cocke	Coffee	Crockett
Cumberland	Davidson	Decatur	DeKalb	Dickson	Dyer
Fayette	Fentress	Franklin	Gibson	Giles	Grainger
Greene	Grundy	Hamblen	Hamilton	Hancock	Hardeman
Hardin	Hawkins	Haywood	Henderson	Henry	Hickman
Houston	Humphreys	Jackson	Jefferson	Johnson	Johnson City
Knox	Lake	Lauderdale	Lawrence	Lewis	Lincoln
Loudon	Macon	Madison	Marion	Marshall	Maury
McMinn	McNairy	Meigs	Monroe	Montgomery	Moore
Morgan	Obion	Overton	Perry	Pickett	Polk
Putnam	Rhea	Roane	Robertson	Rutherford	Scott
Sequatchie	Sevier	Shelby	Smith	Stewart	Sullivan Div I
Sullivan Div II	Sumner	Tipton	Trousdale	Unicoi	Union
Van Buren	Warren	Washington	Wayne	Weakley	White
Williamson	Wilson				

# 2006 Annual Juvenile Court Statistical Report Executive Summary

## TENNESSEE REGIONAL AND METROPOLITAN AREA MAP

Tennessee is divided into eight (8) major regions and four (4) metropolitan areas. The Regions are shown on the map below.



**East Region: (Counties)** Anderson, Blount, Campbell, Claiborne, Cocke, Grainger, Hamblen, Jefferson, Loudon, Monroe, Morgan, Roane, Scott, Sevier and Union

**Mid-Cumberland Region: (Counties)** Cheatham, Dickson, Houston, Humphreys, Montgomery, Robertson, Rutherford, Stewart, Sumner, Trousdale, Williamson and Wilson

**Northeast Region: (Counties)** Bristol City, Carter, Greene, Hancock, Hawkins, Johnson City, Sullivan Division 1, Sullivan Division 2, Unicoi and Washington

**Northwest Region: (Counties)** Benton, Carroll, Crockett, Dyer, Gibson, Henry, Johnson, Lake, Obion and Weakley

**South Central Region: (Counties)** Bedford, Coffee, Giles, Hickman, Lawrence, Lewis, Lincoln, Marshall, Maury, Moore, Perry and Wayne

**Southeast Region: (Counties)** Bledsoe, Bradley, Franklin, Grundy, Marion, McMinn, Meigs, Polk, Rhea and Sequatchie

**Southwest Region: (Counties)** Chester, Decatur, Fayette, Hardeman, Hardin, Haywood, Henderson, Lauderdale, Madison, McNairy and Tipton

**Upper Cumberland Region: (Counties)** Cannon, Clay, Cumberland, Dekalb, Fentress, Jackson, Macon, Overton, Pickett, Putnam, Smith, Van Buren, Warren and White

**Davidson County/Nashville**

**Shelby County/Memphis**

**Hamilton County/Chattanooga**

**Knox County/Knoxville**

## 2006 Annual Juvenile Court Statistical Report Executive Summary

### Child, Case and Referral Counts by Court for CY 2006

<b>Court</b>	<b>Children</b>	<b>Cases</b>	<b>Referral Reasons</b>
Anderson	1,431	1,723	2,117
Bedford	286	359	569
Benton	380	448	465
Bledsoe	159	224	293
Blount	2,199	4,741	9,469
Bradley	687	986	1,258
Bristol	713	1,062	1,228
Campbell	370	372	372
Cannon	184	285	286
Carroll	275	305	478
Carter	493	619	700
Cheatham	598	746	848
Chester	268	321	366
Claiborne	221	315	328
Clay	161	320	586
Cocke	981	1,971	2,041
Coffee	306	329	416
Crockett	63	89	130
Cumberland	640	701	741
Davidson	8,528	15,228	19,327
Decatur	124	161	180
DeKalb	191	250	273
Dickson	637	930	1,023
Dyer	452	859	1,050
Fayette	307	356	413
Fentress	177	248	274
Franklin	278	444	529
Gibson	1,035	1,464	1,626
Giles	439	673	857
Grainger	582	584	649
Greene	807	1,241	1,351
Grundy	280	615	716
Hamblen	859	1,683	1,848
Hamilton	4,003	5,953	6,810
Hancock	42	66	68
Hardeman	571	660	859
Hardin	257	372	395
Hawkins	1,196	1,857	1,984
Haywood	1,103	1,657	1,814
Henderson	689	1,067	1,365
Henry	195	265	327
Hickman	370	437	504
Houston	94	196	204
Humphreys	447	1,300	1,718
Jackson	166	332	356
Jefferson	940	1,757	1,851
Johnson	296	306	427
Johnson City	1,262	1,941	2,330
Knox	6,027	9,714	11,932
Lake	157	237	266

## 2006 Annual Juvenile Court Statistical Report Executive Summary

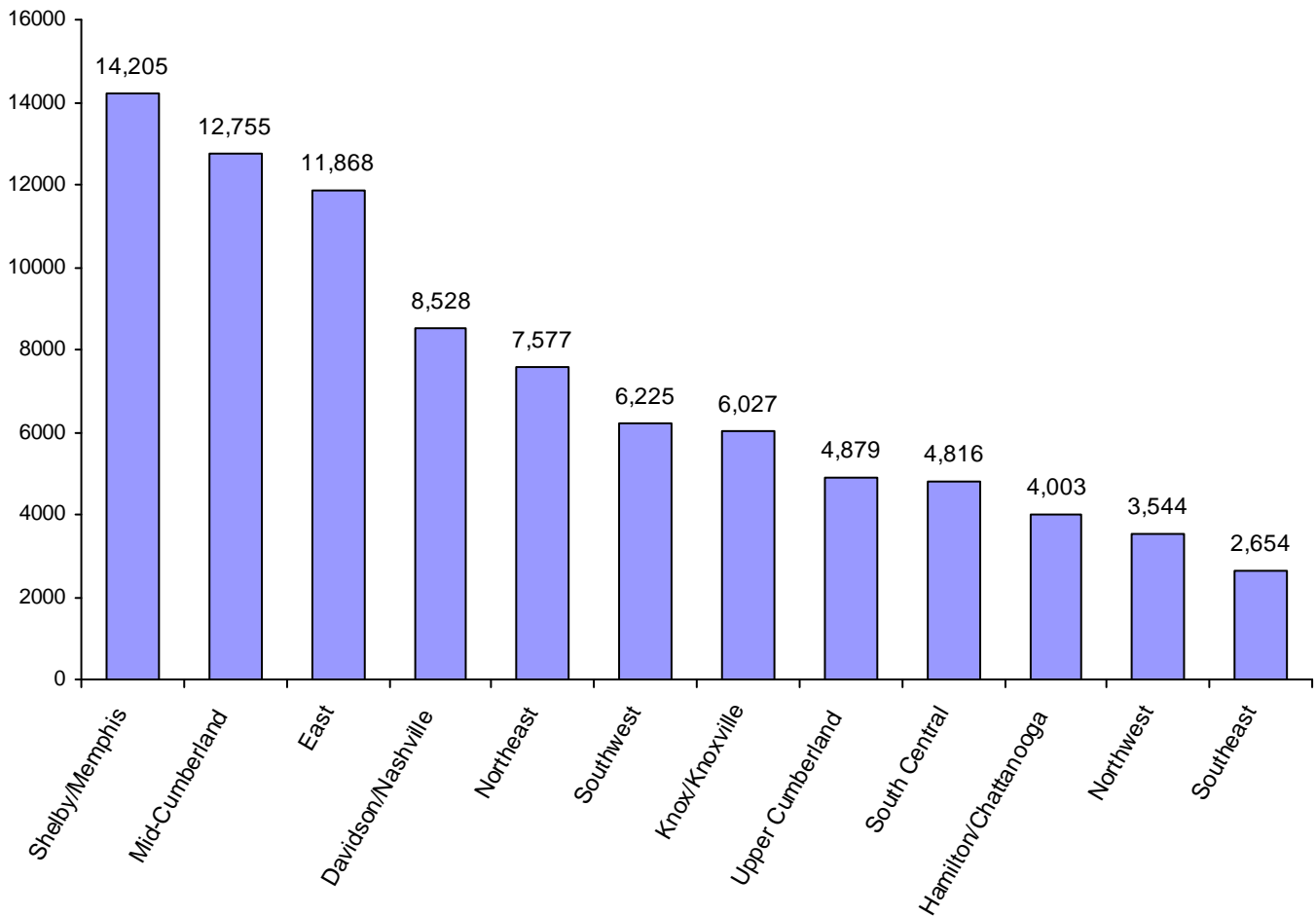
### Child, Case and Referral Counts by Court for CY 2006

<b>Court</b>	<b>Children</b>	<b>Cases</b>	<b>Referral Reasons</b>
Lauderdale	1,164	1,940	2,085
Lawrence	722	850	850
Lewis	147	163	190
Lincoln	392	555	743
Loudon	810	1,040	1,134
Macon	415	609	668
Madison	809	1,067	1,377
Marion	385	385	466
Marshall	476	650	929
Maury	1,188	2,071	2,296
McMinn	488	593	820
McNairy	522	530	564
Meigs	95	96	108
Monroe	773	1,250	1,322
Montgomery	2,198	2,539	3,511
Moore	59	63	68
Morgan	210	300	300
Obion	309	397	555
Overton	345	526	575
Perry	147	250	254
Pickett	61	73	76
Polk	101	105	130
Putnam	1,339	2,149	2,654
Rhea	81	84	93
Roane	280	413	490
Robertson	1,390	2,250	2,523
Rutherford	1,534	2,225	2,899
Scott	281	285	285
Sequatchie	100	136	162
Sevier	1,513	3,183	3,355
Shelby	14,205	19,195	23,111
Smith	228	330	374
Stewart	210	368	429
Sullivan Div I	834	1,333	1,450
Sullivan Div II	1,135	1,537	1,720
Sumner	2,186	3,668	4,189
Tipton	411	529	706
Trousdale	204	287	342
Unicoi	335	417	471
Union	418	582	669
Van Buren	55	59	66
Warren	719	1,032	1,432
Washington	760	1,159	1,329
Wayne	284	377	470
Weakley	382	456	517
White	198	219	282
Williamson	2,129	3,442	4,475
Wilson	1,128	1,915	2,100
<b>Totals</b>	<b>87,081</b>	<b>132,451</b>	<b>161,631</b>

## 2006 Annual Juvenile Court Statistical Report Executive Summary

**Children Referred to Juvenile Court by Region, Race and Sex for CY 2006  
Includes Geographical Regions and Major Metropolitan Areas**

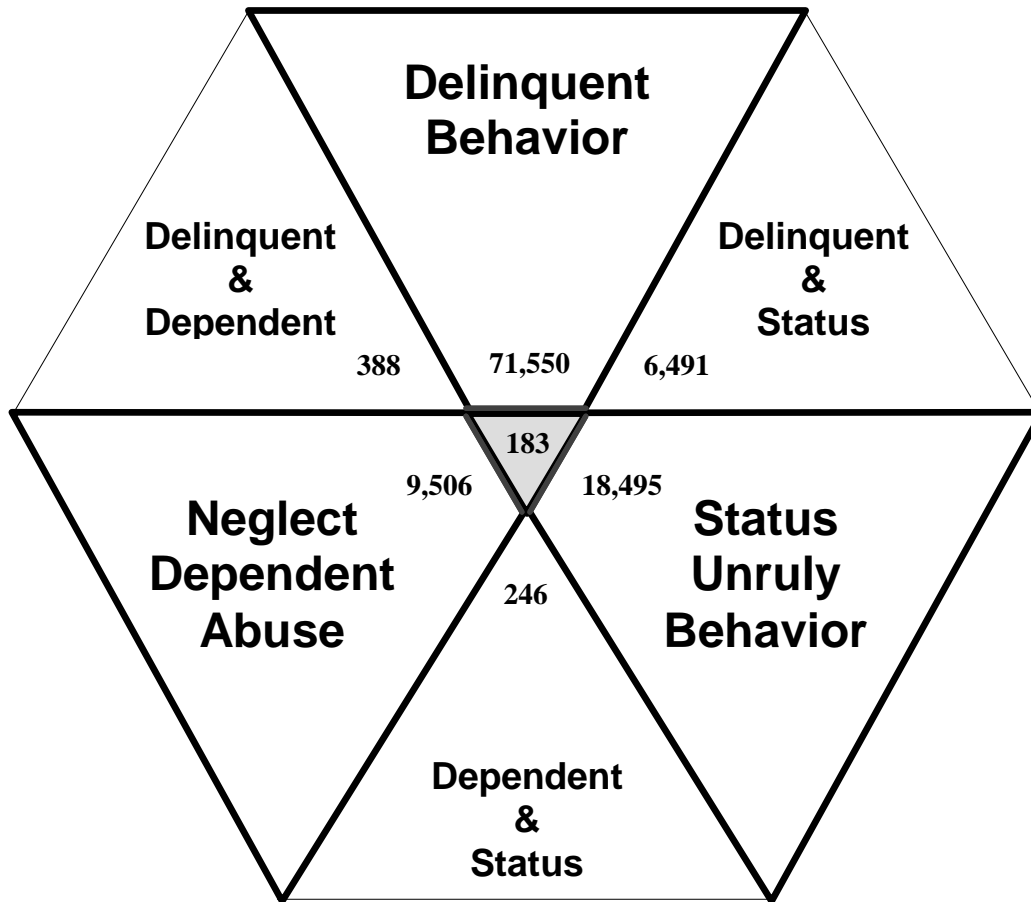
	White Male	African American Male	Other Race Male	White Female	African American Female	Other Race Female	Unknown Race or Sex	Total	% of All Children Referred
Davidson/Nashville	1,409	2,741	166	1,103	1,889	116	1,104	8,528	9.79%
East	6,422	370	74	4,451	178	71	302	11,868	13.63%
Hamilton/Chattanooga	1,065	1,227	27	708	890	23	63	4,003	4.60%
Knox/Knoxville	2,140	640	57	1,613	432	44	1,101	6,027	6.92%
Mid-Cumberland	5,879	1,309	265	3,613	747	206	736	12,755	14.65%
Northeast	4,000	195	75	2,937	115	63	192	7,577	8.70%
Northwest	1,525	535	36	932	311	16	189	3,544	4.07%
Shelby/Memphis	1,321	6,936	91	860	4,708	78	211	14,205	16.31%
South Central	2,434	394	48	1,509	247	33	151	4,816	5.53%
Southeast	1,572	124	14	877	49	7	11	2,654	3.05%
Southwest	1,773	1,662	71	1,164	1,273	56	226	6,225	7.15%
Upper Cumberland	2,851	87	30	1,624	29	20	238	4,879	5.60%
<b>Totals</b>	<b>32,391</b>	<b>16,220</b>	<b>954</b>	<b>21,391</b>	<b>10,868</b>	<b>733</b>	<b>4,524</b>	<b>87,081</b>	



## 2006 Annual Juvenile Court Statistical Report Executive Summary

### Delinquent, Dependent/Neglect/Abuse, and Status/Unruly Referrals for CY 2006

Total = 106,859



The remaining referrals are for:  
Custody, Visitation, Paternity/Legitimation, Child Support,  
Special Procedures and Other Referrals

Each child may be counted  
in more than one category

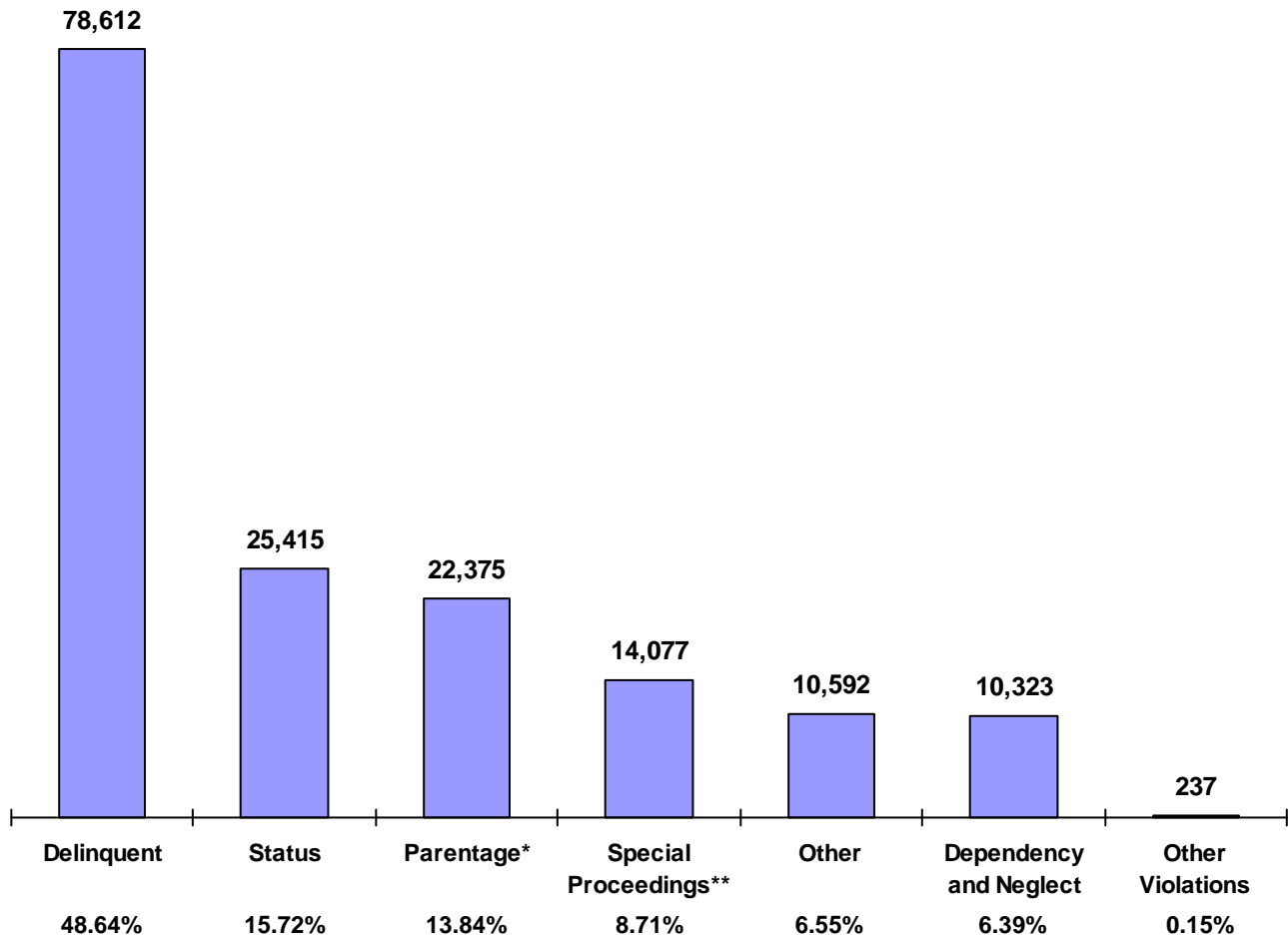
Total number of individual children for ALL referrals  
disposed by juvenile courts during CY 2006 equals  
87,081

Children can have referrals in multiple categories. The drawing above shows that in the year 2006 there were 71,550 individual children referred to juvenile courts in Tennessee for delinquent referrals, 18,495 for status/unruly behavior, and 9,506 for neglect, dependent or abuse referrals. Of these children there were 6,491 that had a delinquent AND a status/unruly referral. There were 388 children that were referred for delinquent behavior AND a neglect, dependent or abuse allegation. There were 246 children referred that had both a status/unruly referral AND a neglect, dependent or abuse allegation. Also, there were 183 children that had a delinquent referral, a status/unruly referral AND a neglect, dependent or abuse allegation.

# 2006 Annual Juvenile Court Statistical Report Executive Summary

## Referrals by Type of Offense in CY 2006

**Total Referrals = 161,631**



\* Parentage includes: Custody, Visitation, Paternity/Legitimation and Child Support  
 \*\*Special Proceedings include: Judicial Review, Administrative Review, Foster Care Review, Request for Medical Treatment and Consent to Marry

With all 98 Tennessee Juvenile Courts participating, information regarding a total of 87,081 children and 132,451 cases were reported to TCJFCJ.

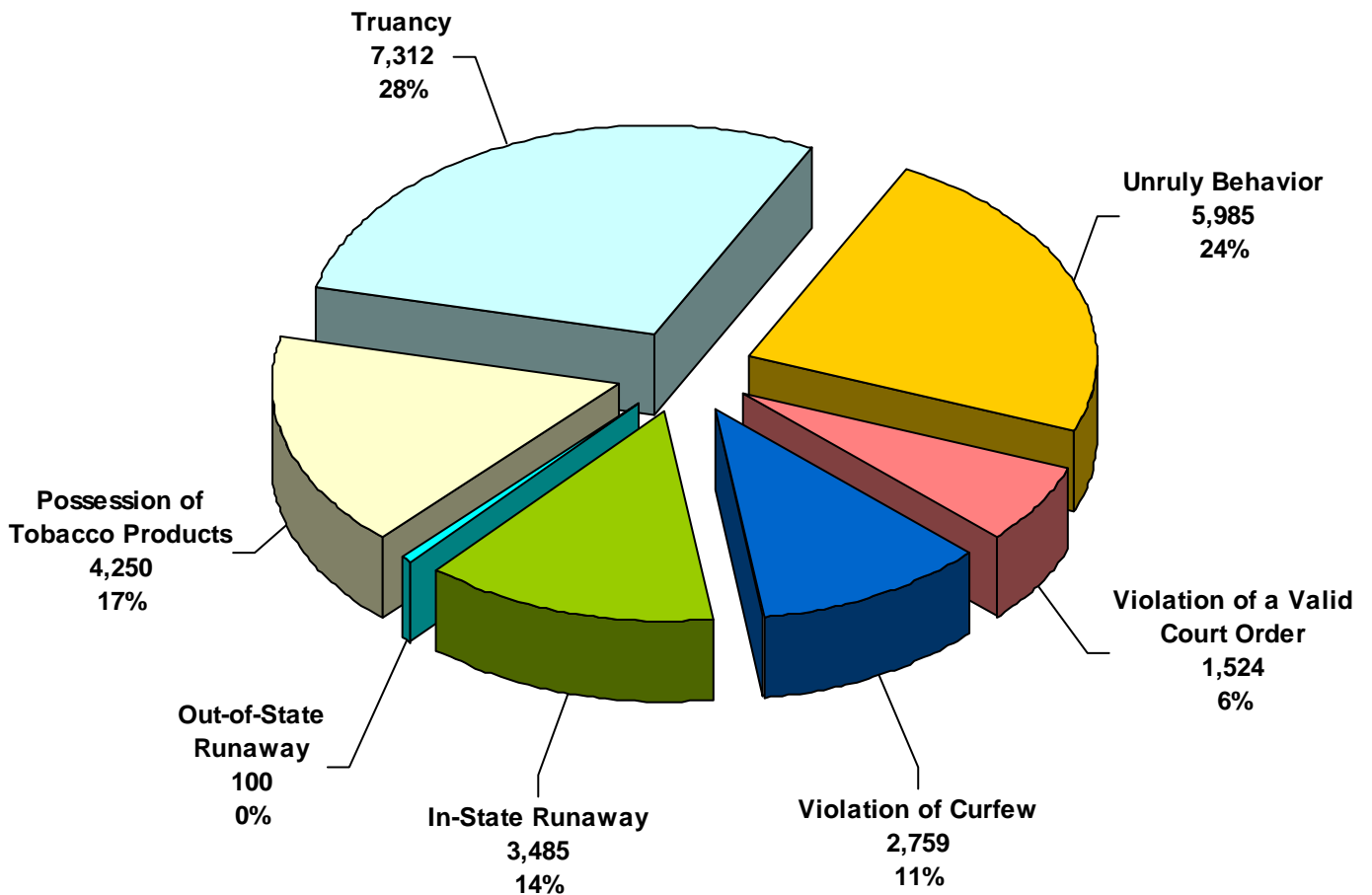
During 2006, the greatest percentage of all referrals were for alleged delinquent offenses. Status/Unruly offenses represented the next highest category of all referral reasons.

A status offense is an offense committed by a child that if committed by an adult, would not be considered an offense or unlawful act. An example of this is smoking when not legally an adult.



## 2006 Annual Juvenile Court Statistical Report Executive Summary

### Referrals for Status/Unruly Offenses in CY 2006 Total Status/Unruly Referrals = 25,415



Truancy remained the most often reported referral reason within the Status/Unruly category of offenses for CY 2006 while Unruly Behavior remained the second most reported status offense.

## 2006 Annual Juvenile Court Statistical Report Executive Summary

### Child, Case and Referral Counts by Court for Previous CY 2005 and CY 2006

Court	Children 2005	Children 2006	Cases 2005	Cases 2006	Referrals 2005	Referrals 2006
Anderson	858	1,431	1,031	1,723	1,286	2,117
Bedford	329	286	386	359	647	569
Benton	256	380	327	448	357	465
Bledsoe	174	159	240	224	306	293
Blount	2,068	2,199	2,872	4,741	7,126	9,469
Bradley	725	687	1,188	986	1,623	1,258
Bristol	818	713	1,206	1,062	1,388	1,228
Campbell	514	370	515	372	515	372
Cannon	172	184	304	285	304	286
Carroll	245	275	263	305	449	478
Carter	656	493	917	619	1,007	700
Cheatham	624	598	809	746	921	848
Chester	239	268	272	321	296	366
Claiborne	303	221	556	315	600	328
Clay	100	161	172	320	307	586
Cocke	981	981	1,864	1,971	2,557	2,041
Coffee	371	306	479	329	588	416
Crockett	89	63	118	89	154	130
Cumberland	647	640	709	701	769	741
Davidson *	9,143	8,528	14,476	15,228	17,732	19,327
Decatur	144	124	165	161	182	180
DeKalb	180	191	222	250	240	273
Dickson	739	637	988	930	1,098	1,023
Dyer	454	452	873	859	1,066	1,050
Fayette	272	307	294	356	313	413
Fentress	168	177	247	248	271	274
Franklin	355	278	472	444	500	529
Gibson	1,091	1,035	1,563	1,464	1,659	1,626
Giles	470	439	682	673	960	857
Grainger	439	582	440	584	473	649
Greene	950	807	1,545	1,241	1,665	1,351
Grundy	323	280	803	615	886	716
Hamblen	846	859	1,565	1,683	1,740	1,848
Hamilton	3,819	4,003	5,434	5,953	6,106	6,810
Hancock	64	42	91	66	94	68
Hardeman	369	571	437	660	608	859
Hardin	275	257	459	372	486	395
Hawkins	1,142	1,196	1,858	1,857	2,043	1,984
Haywood	1,045	1,103	2,280	1,657	2,508	1,814
Henderson	693	689	1,093	1,067	1,450	1,365
Henry	258	195	337	265	395	327
Hickman	378	370	448	437	486	504
Houston	69	94	124	196	124	204
Humphreys	337	447	652	1,300	720	1,718
Jackson	161	166	319	332	439	356
Jefferson	949	940	1,895	1,757	2,028	1,851
Johnson	387	296	413	306	507	427
Johnson City	1,560	1,262	2,465	1,941	2,924	2,330
Knox	4,950	6,027	7,327	9,714	9,220	11,932
Lake	103	157	144	237	167	266

\* Davidson County supplied the 2005 data specifically for this report.

## 2006 Annual Juvenile Court Statistical Report Executive Summary

### Child, Case and Referral Counts by Court for Previous CY 2005 and CY 2006

Court	Children 2005	Children 2006	Cases 2005	Cases 2006	Referrals 2005	Referrals 2006
Lauderdale	933	1,164	1,614	1,940	1,724	2,085
Lawrence	862	722	1,013	850	1,013	850
Lewis	132	147	150	163	240	190
Lincoln	384	392	526	555	734	743
Loudon	674	810	878	1,040	1,003	1,134
Macon	510	415	766	609	904	668
Madison	835	809	1,125	1,067	1,400	1,377
Marion	320	385	320	385	357	466
Marshall	548	476	758	650	990	929
Maury	1,365	1,188	2,250	2,071	2,505	2,296
McMinn	496	488	591	593	783	820
McNairy	458	522	468	530	497	564
Meigs	105	95	105	96	108	108
Monroe	752	773	1,219	1,250	1,287	1,322
Montgomery	1,917	2,198	2,198	2,539	2,893	3,511
Moore	51	59	52	63	52	68
Morgan	247	210	408	300	417	300
Obion	361	309	484	397	679	555
Overton	237	345	301	526	323	575
Perry	86	147	88	250	112	254
Pickett	52	61	64	73	64	76
Polk	25	101	26	105	28	130
Putnam	256	1,339	303	2,149	358	2,654
Rhea	100	81	101	84	105	93
Roane	267	280	363	413	427	490
Robertson	1,402	1,390	2,547	2,250	2,858	2,523
Rutherford	1,571	1,534	1,929	2,225	2,720	2,899
Scott	262	281	262	285	288	285
Sequatchie	152	100	182	136	203	162
Sevier	1,896	1,513	3,071	3,183	3,449	3,355
Shelby	15,561	14,205	21,211	19,195	25,217	23,111
Smith	217	228	360	330	418	374
Stewart	193	210	343	368	402	429
Sullivan Div I	783	834	1,218	1,333	1,354	1,450
Sullivan Div II	849	1,135	1,139	1,537	1,285	1,720
Sumner	1,953	2,186	3,177	3,668	3,762	4,189
Tipton	210	411	289	529	495	706
Trousdale	216	204	292	287	337	342
Unicoi	170	335	192	417	202	471
Union	350	418	519	582	608	669
Van Buren	59	55	60	59	67	66
Warren	701	719	974	1,032	1,279	1,432
Washington	609	760	873	1,159	955	1,329
Wayne	348	284	508	377	606	470
Weakley	381	382	454	456	519	517
White	139	198	167	219	199	282
Williamson	1,666	2,129	2,455	3,442	3,089	4,475
Wilson	1,141	1,128	1,752	1,915	1,862	2,100
<b>Totals</b>	<b>85,104</b>	<b>87,081</b>	<b>124,484</b>	<b>132,451</b>	<b>151,467</b>	<b>161,631</b>

# **2006 Annual Juvenile Court Statistical Report Executive Summary**

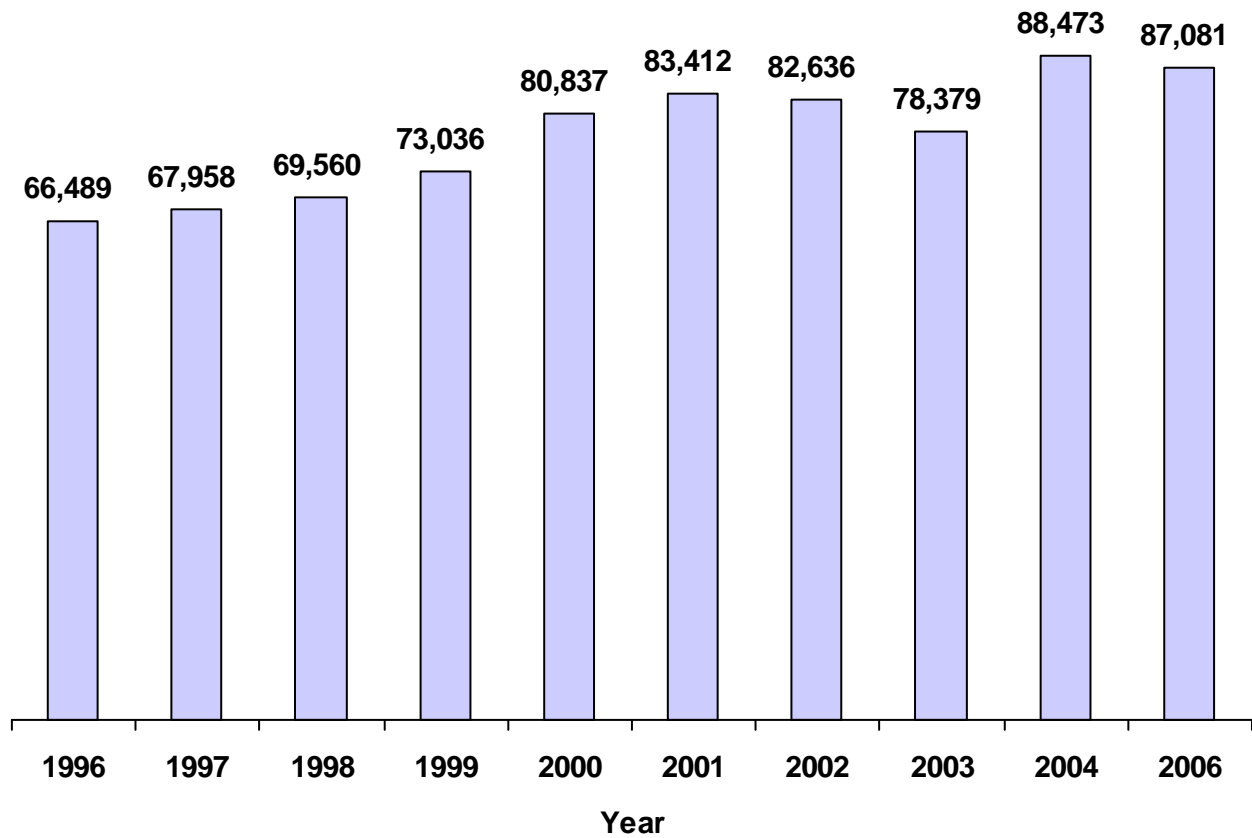
## **TREND INFORMATION**

The following pages depict several charts and tables that show trend information over the past several years. One of the largest counties in the state reported its statistics in a summarized fashion in 2005. This means that including 2005 data in these reports would have skewed the trends over time information so the decision was made to leave 2005 out of this portion of the annual report. The information encompasses the years 1996 through 2004 and 2006.

# 2006 Annual Juvenile Court Statistical Report Executive Summary

## Trends Over Time CY 1996-2004 and 2006

### Yearly Comparison of Total Individual Children Referred to Tennessee Juvenile Courts

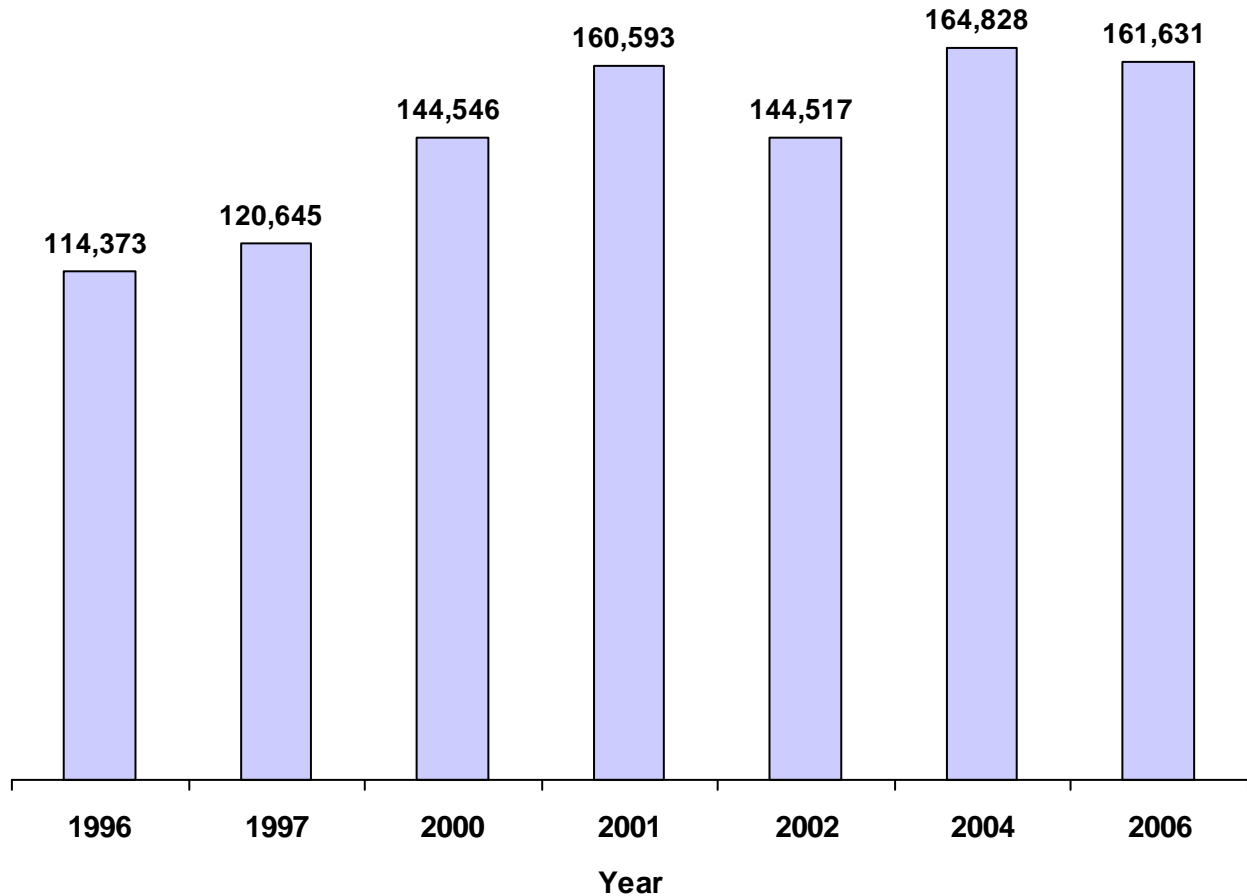


Note: CY 2005 data has been omitted because not all data was available.

# 2006 Annual Juvenile Court Statistical Report Executive Summary

## Trends Over Time CY 1996-2004 and 2006

Yearly Comparison of Number of Referrals to Juvenile Court

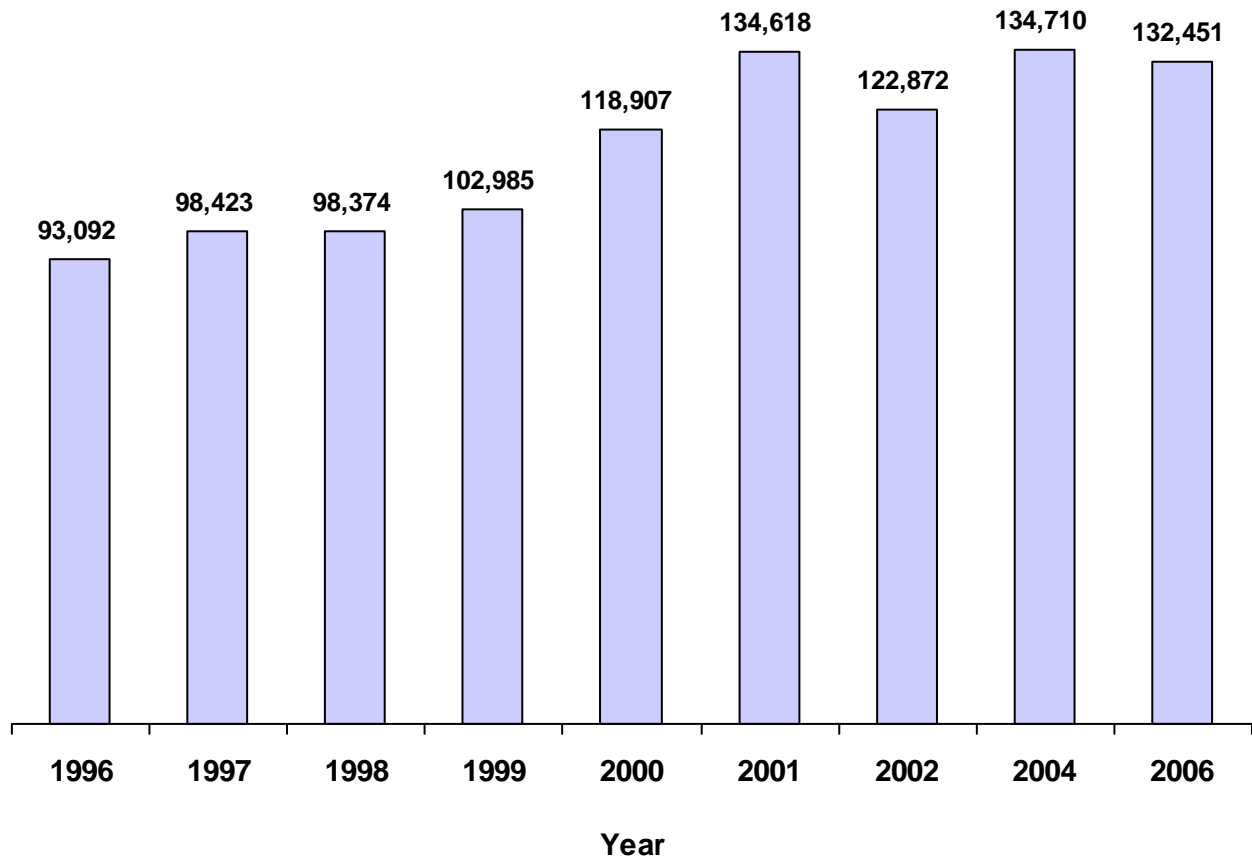


Note: CY 2005 data has been omitted because not all data was available.

# 2006 Annual Juvenile Court Statistical Report Executive Summary

## Trends Over Time CY 1996-2004 and 2006

### Yearly Comparison of Number of Cases in Juvenile Court

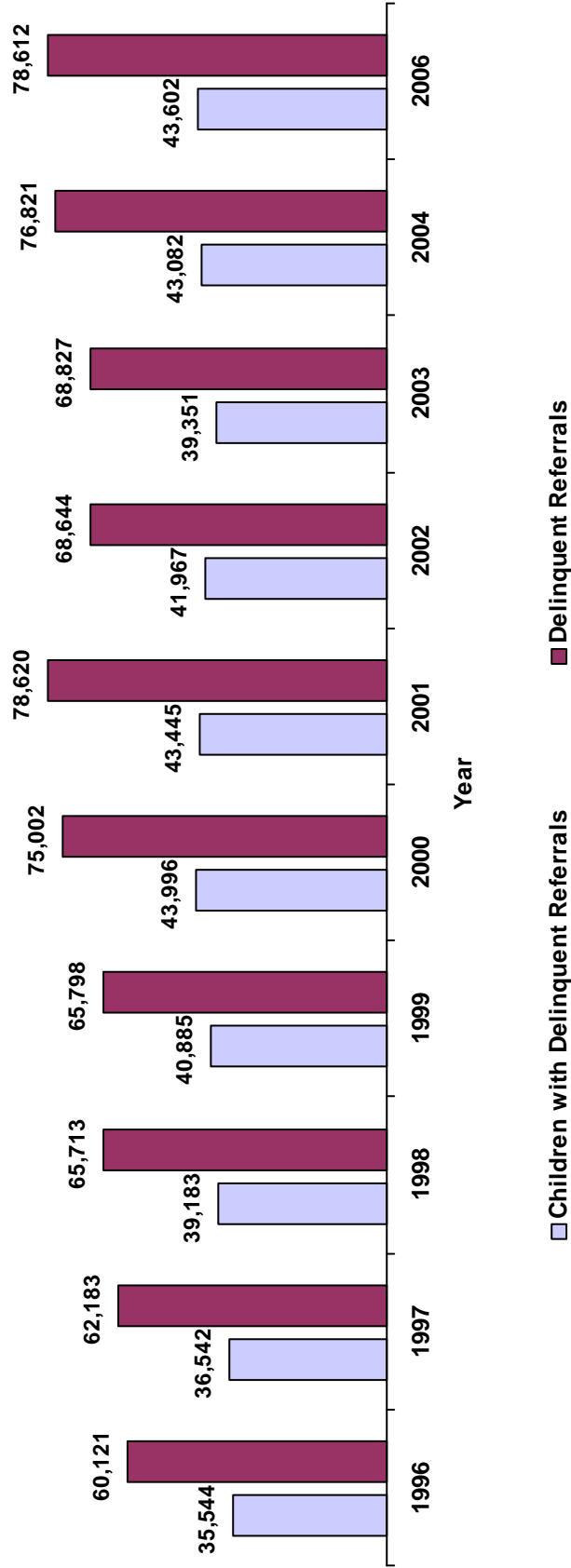


Note: CY 2005 data has been omitted because not all data was available.

# 2006 Annual Juvenile Court Statistical Report Executive Summary

## Trends Over Time CY 1996-2004 and 2006

### Comparison of Delinquent Referral Reasons and Individual Children Referred



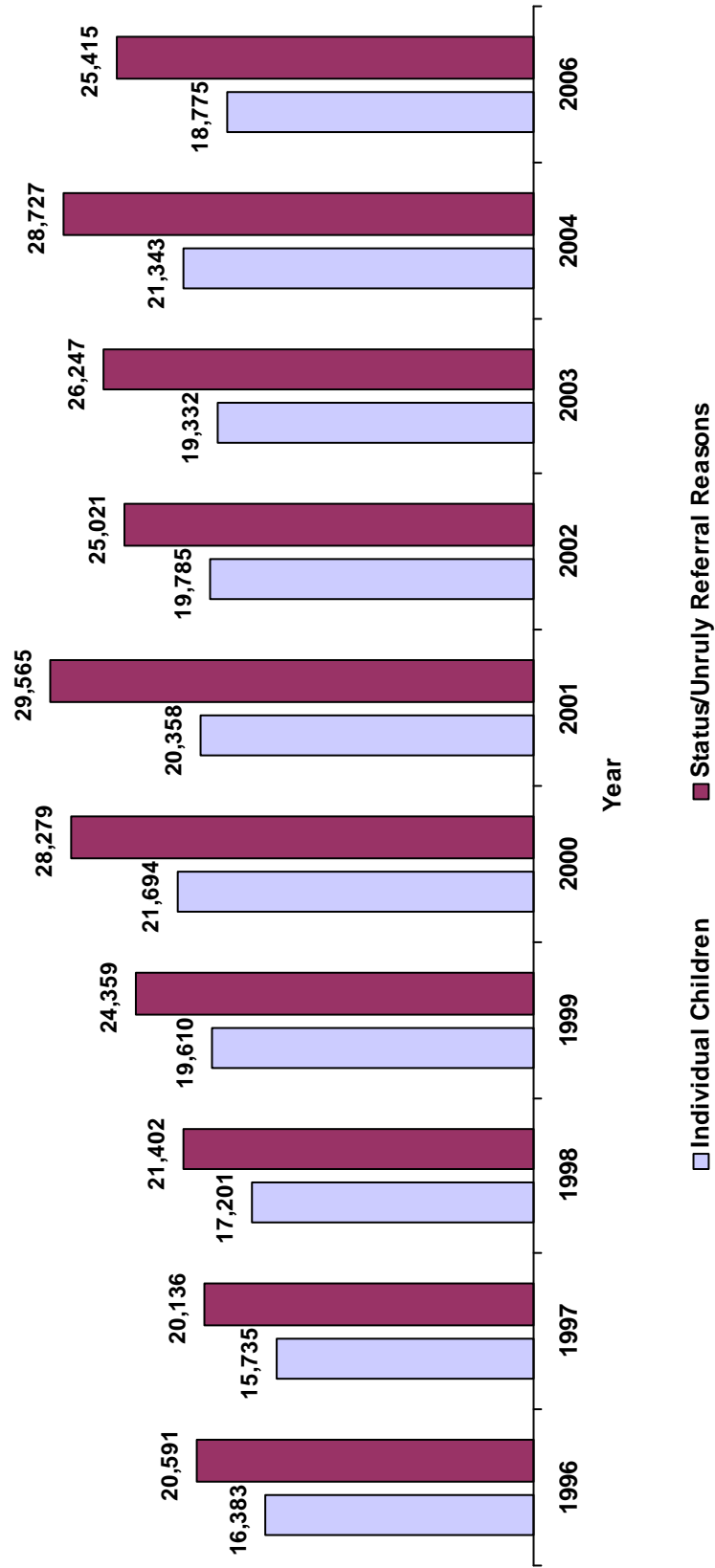
Note: CY 2005 data has been omitted because not all data was available.



## 2006 Annual Juvenile Court Statistical Report Executive Summary

### Trends Over Time CY 1996-2004 and 2006

**Comparison of Status/Unruly Referral Reasons and Individual Children Referred**

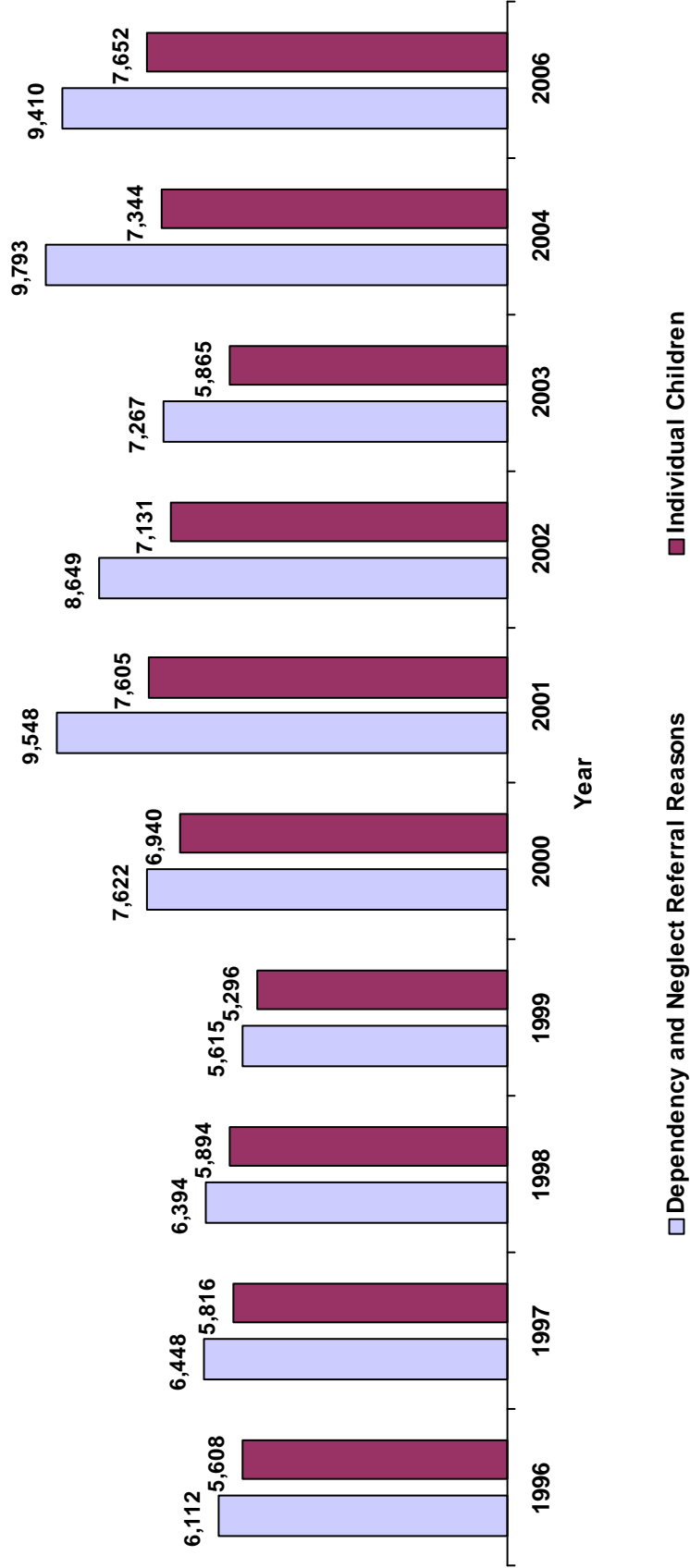


Note: CY 2005 data has been omitted because not all data was available.

# 2006 Annual Juvenile Court Statistical Report Executive Summary

## Trends Over Time CY 1996-2004 and 2006

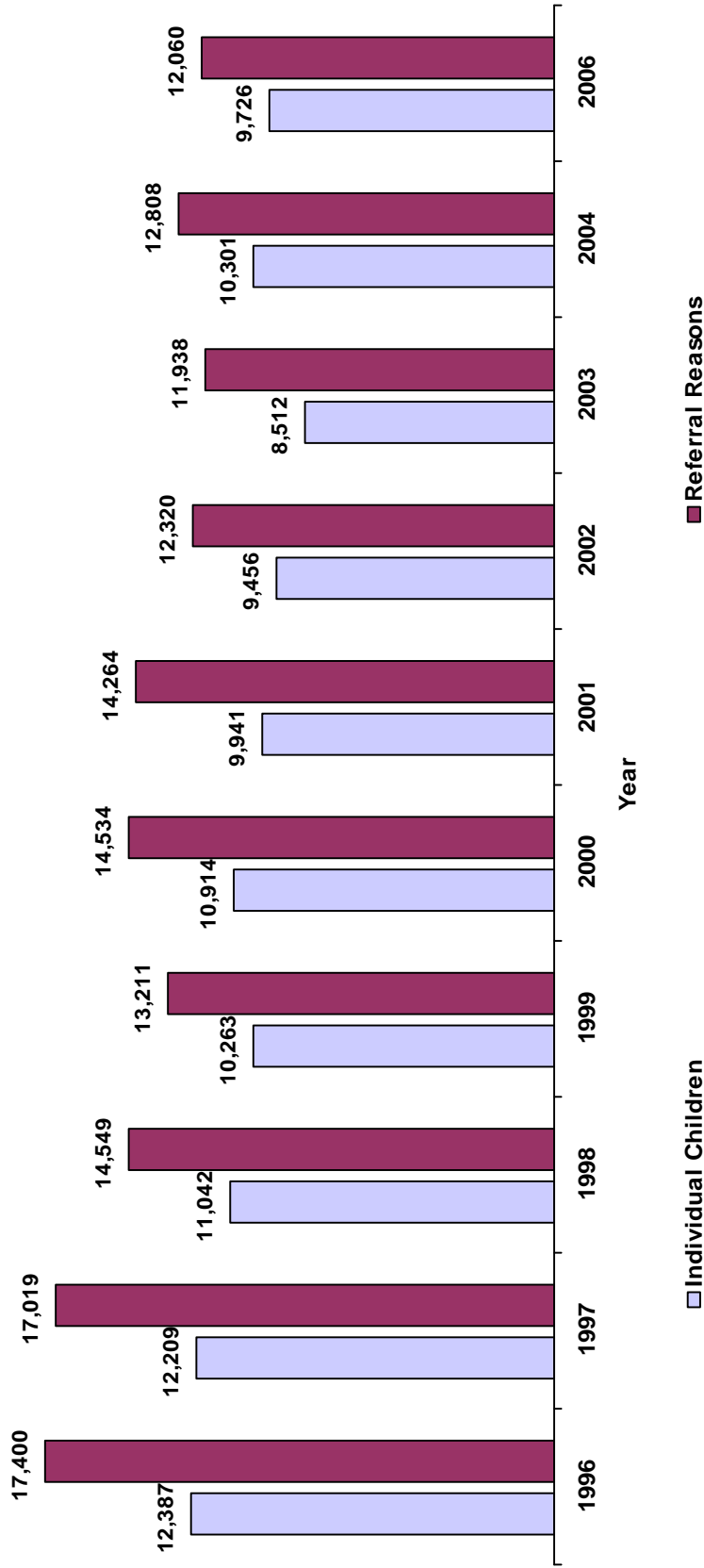
### Comparison of Neglected, Dependent, and Abused Referral Reasons, and Individual Children Referred



Note: CY 2005 data has been omitted because not all data was available.

# 2006 Annual Juvenile Court Statistical Report Executive Summary

**Trends Over Time CY 1996-2004 and 2006**  
**Comparison of Crime Index by Individual Children and Referral Reasons**  
**Homicide, Robbery, Aggravated Assault, Rape, Larceny, and Burglary**



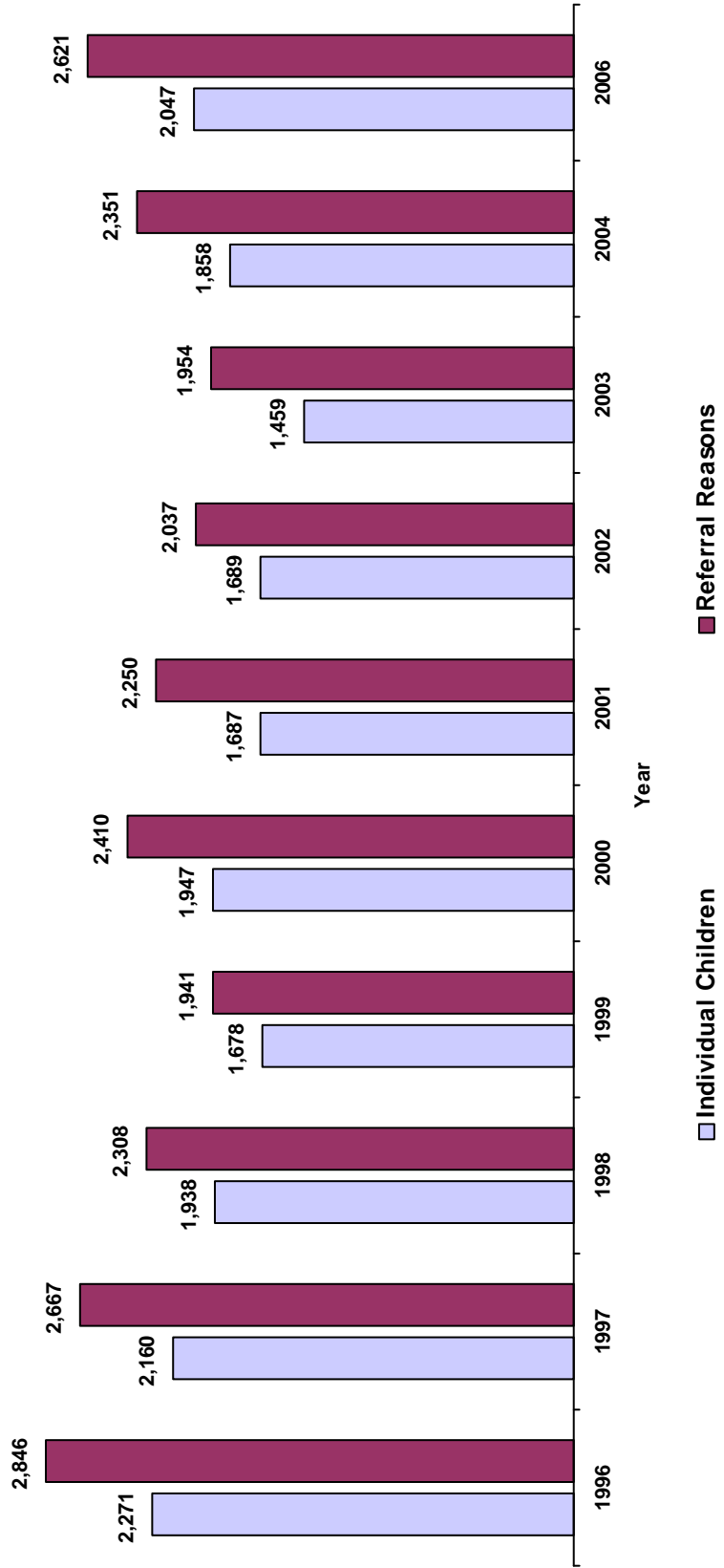
**Homicide includes:** Criminal Homicide, First Degree Murder, Second Degree Murder, Aggravated Vehicular Homicide, and Vehicular Homicide  
**Robbery includes:** Especially Aggravated Robbery, Aggravated Robbery and Robbery  
**Rape includes:** Aggravated Rape, Rape of a Child, and Rape  
**Larceny includes:** Theft of Property  
**Burglary includes:** Aggravated Burglary and Burglary

**Note: CY 2005 data has been omitted because not all data was available.**

## 2006 Annual Juvenile Court Statistical Report Executive Summary

### Trends Over Time CY 1996-2004 and 2006

#### Comparison of Violent Crime Index Referrals for Homicide, Robbery, Aggravated Assault, and Rape

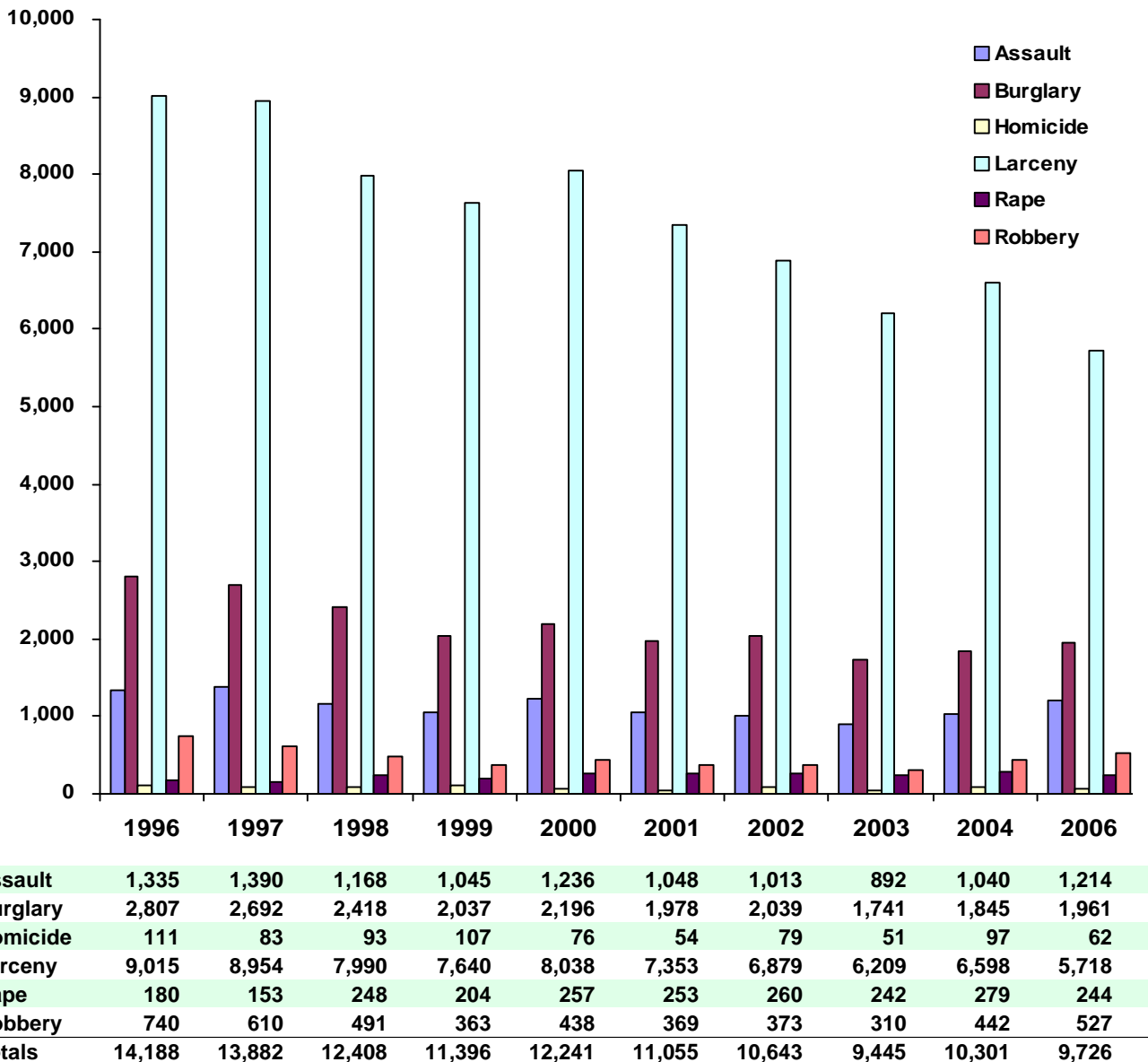


**Homicide includes:** Criminal Homicide, First degree Murder, Second Degree Murder, Aggravated Vehicular Homicide, and Vehicular Homicide  
**Robbery includes:** Especially Aggravated Robbery, Aggravated Robbery, and Robbery  
**Rape includes:** Aggravated Rape, Rape of a Child, and Rape

**Note: CY 2005 data has been omitted because not all data was available.**

# 2006 Annual Juvenile Court Statistical Report Executive Summary

**Trends Over Time CY 1996-2004 and 2006**  
Comparison of Children Referred for Aggravated Assault, Burglary, Homicide, Larceny, Rape and Robbery



Burglary includes: Aggravated Burglary and Burglary  
Homicide includes: Criminal Homicide, First degree Murder, Second Degree Murder, Aggravated Vehicular Homicide and Vehicular Homicide  
Larceny includes: Theft of Property  
Rape includes: Aggravated Rape, Rape of a Child and Rape  
Robbery includes: Especially Aggravated Robbery, Aggravated Robbery and Robbery

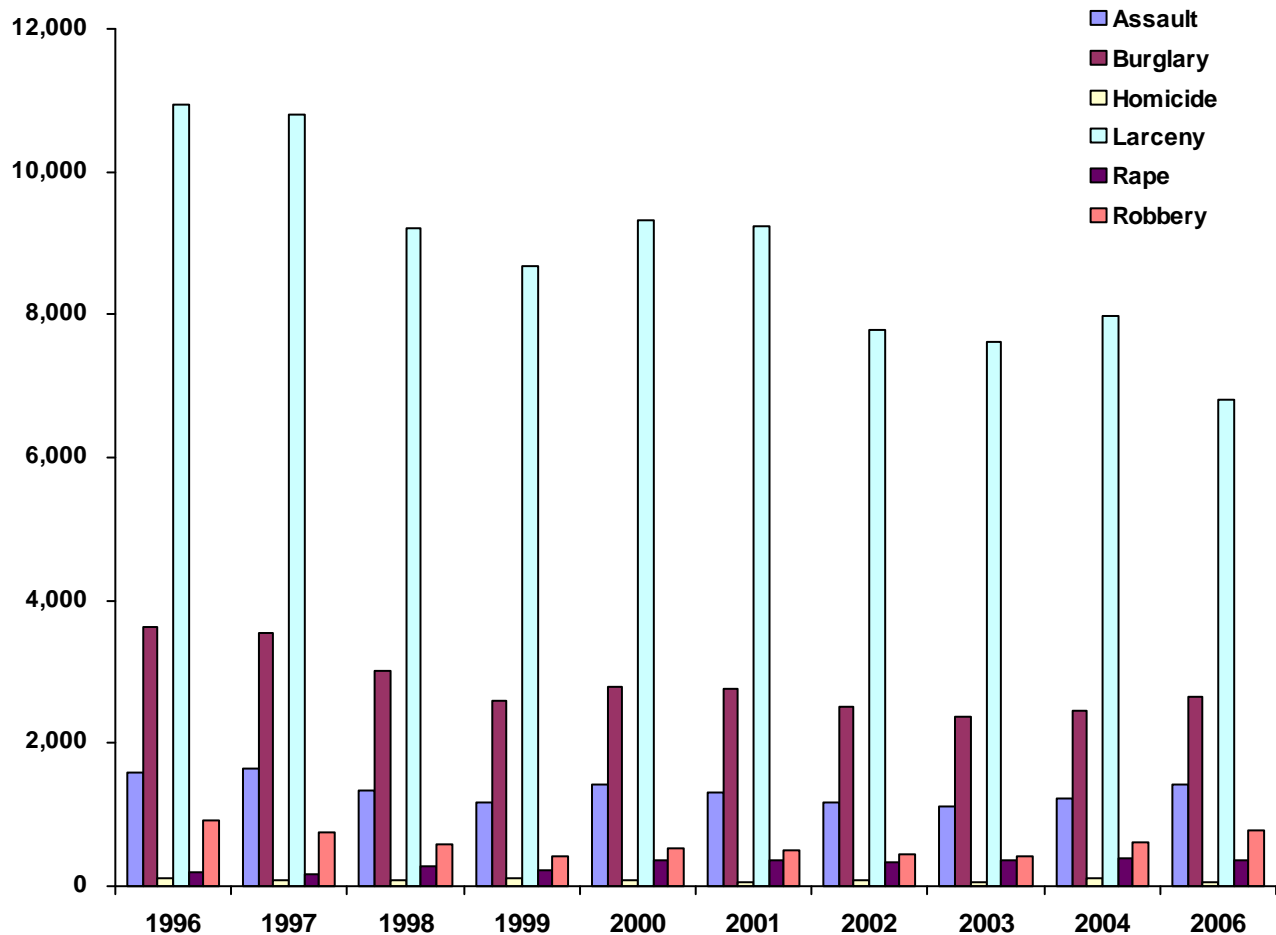
**Children that have multiple offenses in any category are counted only once per category in this chart.**

**Note: CY 2005 data has been omitted because not all data was available.**

# 2006 Annual Juvenile Court Statistical Report Executive Summary

## Trends Over Time CY 1996-2004 and 2006

**Comparison of Referrals for Aggravated Assault, Burglary, Homicide, Larceny, Rape and Robbery**



	1996	1997	1998	1999	2000	2001	2002	2003	2004	2006
Assault	1,596	1,638	1,331	1,177	1,430	1,315	1,161	1,128	1,231	1,423
Burglary	3,618	3,541	3,023	2,588	2,794	2,764	2,503	2,376	2,466	2,641
Homicide	116	91	96	108	80	61	79	61	104	68
Larceny	10,936	10,811	9,218	8,682	9,330	9,250	7,780	7,608	7,991	6,798
Rape	207	180	288	236	358	365	346	356	391	359
Robbery	927	758	593	420	542	509	451	409	625	771
<b>Totals</b>	<b>17,400</b>	<b>17,019</b>	<b>14,549</b>	<b>13,211</b>	<b>14,534</b>	<b>14,264</b>	<b>12,320</b>	<b>11,938</b>	<b>12,808</b>	<b>12,060</b>

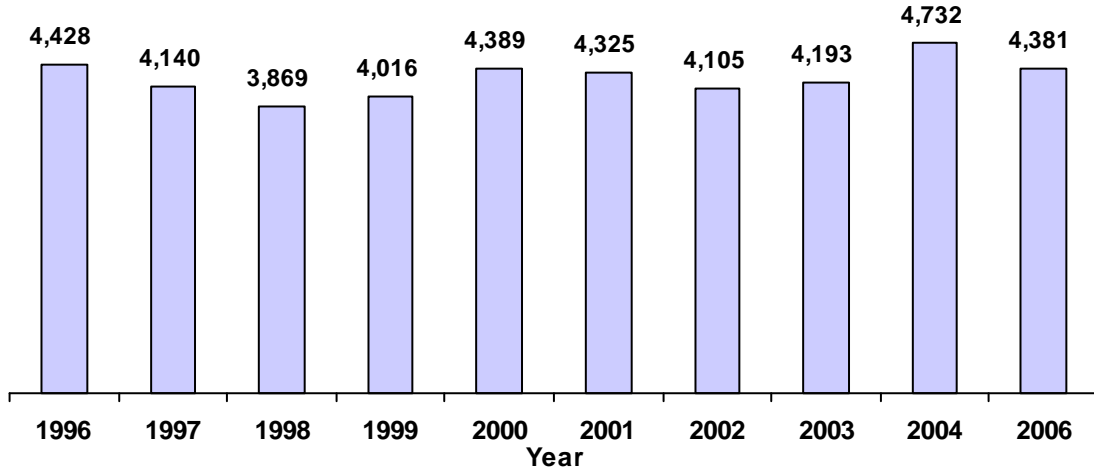
- Burglary includes: Aggravated Burglary and Burglary
- Homicide includes: Criminal Homicide, First degree Murder, Second Degree Murder, Aggravated Vehicular Homicide and Vehicular Homicide
- Larceny includes: Theft of Property
- Rape includes: Aggravated Rape, Rape of a Child and Rape
- Robbery includes: Especially Aggravated Robbery, Aggravated Robbery and Robbery

**Note: CY 2005 data has been omitted because not all data was available.**

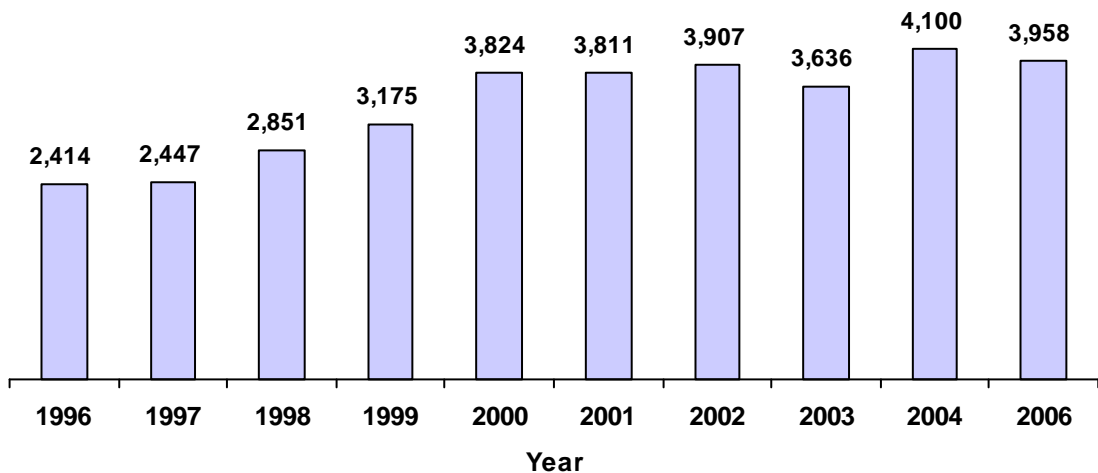
# 2006 Annual Juvenile Court Statistical Report Executive Summary

## Trends Over Time CY 1996-2004 and 2006

Commitments to Department of Children Services (DCS, DHS, DYD)  
Individual Juveniles Committed for Secure or Non-Secure Placement  
for Referrals that are Delinquent, Dependent, Status, or Neglect




Comparison of Individual Children Referred to Juvenile Court with  
Violations of Probation or Violation of Aftercare



Note: CY 2005 data has been omitted because not all data was available.

# State of Tennessee



## 2006

### Annual Juvenile Court Statistical Report





# **TENNESSEE COUNCIL OF JUVENILE AND FAMILY COURT JUDGES**

**JUDGE RACHEL ANTHONY, PRESIDENT**

## **2006**

### **TENNESSEE ANNUAL JUVENILE COURT STATISTICAL REPORT**

**PUBLISHED JULY 2007**

**We appreciate the juvenile court staff and clerks who provided the juvenile court statistical data necessary for the production of this report. We also acknowledge the Tennessee Commission on Children and Youth for their support and encouragement.**

**Supreme Court of Tennessee  
Administrative Office of the Courts  
511 Union Street, Suite 600  
Nashville, Tennessee 37219**

**Any portion of this publication may be reproduced**

**For an electronic copy of the Annual Report: <http://www.tennessee.gov/tcjfcj/annualrpt.html>**

This page left intentionally blank

# TABLE OF CONTENTS

<b>Tennessee Annual Juvenile Court Statistical Report Part I</b>	1
The Tennessee Council of Juvenile and Family Court Judges	3
The Administrative Office of the Courts	4
Juvenile Justice System in Tennessee	5
Juvenile Court Professional Staff	7
Juvenile Court Data Collection Process	9
Future Juvenile Court Statistical Data Collection System	11
<b>Juvenile Court Referral Process</b>	14
Chart – The Juvenile Court Referral Process	15
Tennessee Counties/Tennessee Juvenile Courts Map	16
Tennessee Regional and Metropolitan Area Map	17
Number of Individual Children Referred to Juvenile Courts	18
Table/Chart – Children Referred to Juvenile Court by Region, Race, and Sex	19
Chart – Delinquent, Dependent/Neglect/Abuse, and Status/Unruly Referrals	20
Chart – Referrals by Type of Offense	21
Chart – Referrals for Status/Unruly Offenses	22
<b>Children Referred to Juvenile Courts</b>	24
Table – Children with Delinquent Referrals by Race and Sex	25
Table – Children with Status/Unruly Referrals by Race and Sex	25
Table – Children with Dependency/Neglect/Abuse Allegations by Race and Sex	25
Referrals by Age Group Race and Sex	26
Table/Chart – Referrals by Age Group, Race, and Sex	27
Children Referred by Age Group, Race, and Sex	28
Table/Chart – Children Referred by Race and Sex	29
Table/Chart – Children of Hispanic Origin by Race and Sex	30
Courts Reporting the Highest Percentage of Minority Races and Sex	31
<b>Tennessee Annual Juvenile Court Statistical Report Part II</b>	33
<b>Number of Individual Children, Cases, and Referral Counts by Court</b>	35
Table – Child, Case, and Referral Counts by Court	36
<b>Comparison of Child, Case, and Referral Counts by Court</b>	39
Table – Child, Case, and Referral Counts by Court for CY 2005 and 2006	40
<b>Children Referred to Juvenile Court by Race, Sex, and Court</b>	43
Table – Children Referred to Juvenile Court by Race, Sex, and Court	44
<b>Children by Race, Sex, and Court Under Age 18 at Time of Referral</b>	47
Table – Children by Race, Sex, and Court Under Age 18 at Time of Referral	48
<b>Referrals by Type of Offense, Age Group, Race, and Sex</b>	50
Table – Referrals by Type of Offense, Age Group, Race, and Sex	51
<b>Living Arrangement of the Child at the Time of Referral to Juvenile Court</b>	52
Table/Chart – Living Arrangement of Juveniles by Race and Sex	53
<b>School Status of Individual Children at the Time of Referral to Juvenile Court</b>	54
Table – Last Grade Completed by Children by Race and Sex	55
Table – Children Enrolled in School	55
Table – Children Enrolled in Special Education	55
<b>Referral Information by Race, Sex, and Class of Referral/Offense</b>	56
Table/Chart – Class of Referrals by Race and Sex	58
Table – Referrals by Class of Offense, Race, and Sex	59

# TABLE OF CONTENTS

<b>Referral Reasons by Type, Race, and Sex</b>	62
Table – Referral Reasons by Type of Offense, Race, and Sex	63
Table – Top 4 Referral Reasons by Sex and Race	65
Table – Top 4 Referral by Sex, Race, and Type of Offense	66
<b>The Source of Referrals to the Juvenile Court</b>	72
Table/Chart – Source of Referrals by Race and Sex	73
<b>Six Most Frequent Referral Reasons by Source</b>	74
Table – Six Most Frequent Referral Reasons by Source, Race, and Sex	75
<b>Source of Referrals by Type of Offense, Race, and Sex</b>	78
Table – Source of Referrals by Type of Offense, Race, and Sex	79
<b>Children Referred for Unlawful Possession/Carrying of a Weapon</b>	82
Table/Chart – Children Referred for Unlawful Possession/Carrying of a Weapon	83
<b>Children Referred for Carrying Weapons on School Property</b>	84
Table/Chart – Children Referred for Carrying Weapons on School Property	85
<b>Manner of Handling the Referral</b>	86
Table/Chart – Intake Actions at Referral by Race and Sex	87
<b>Intake Actions at Referral by Class of Offense, Race, and Sex</b>	88
Table – Intake Actions at Referrals by Class of Offense, Race, and Sex	89
<b>Detention Statistics at Referral by Individual Child by Race, and Sex</b>	92
Table – Detention Statistics at Referral by Individual Child Race and Sex	93
Table – Detention Statistics at Referral by Individual Case	93
<b>Placement after Secure Detention Hearing by Individual Child by Race and Sex</b>	94
Table – Placement after Secure Detention Hearing by Individual Child by Race and Sex	95
Table – Placement after Secure Detention Hearing by Individual Child by Case	95
<b>Dispositional Procedures</b>	96
Table – Procedures Used to Dispose or Adjust all Referrals	97
Table – Referrals Disposed by Formal Adjudicatory Proceedings	97
Table – Referrals Disposed by Other Actions	97
<b>Formal and Informal Actions by Race and Sex</b>	98
Table/Chart – Formal and Informal Actions by Race and Sex	99
<b>Formal and Informal Actions by Type of Offense, Race, and Sex</b>	100
Table – Formal and Informal Actions by Type of Offense, Race, and Sex	101
Table – Formal and Informal Actions by Class of Referral, Race, and Sex	103
<b>Number of Individual Children Transferred to Adult Court by Court, Race, and Sex</b>	108
Table/Chart – Children Transferred to Adult Court by Age, Race, and Sex	109
Table – Children Transferred to Adult Court by Race, Sex, and Court	110
Table – Children Under Age 18 Transferred to Adult Court by Race and Sex	111
Table – Cases Transferred to Adult Court by Race, Sex, and Court	112
Table – Cases Transferred to Adult Court for Children Under Age 18 by Race and Sex	113
<b>Individual Outcome/Dispositional Actions by Race and Sex</b>	114
Table – Outcomes by Type of Disposition, Sex, and Race	115
<b>Juvenile Court Referrals Disposed State-Wide Based on Number of Referrals</b>	118
Chart – Breakdown of Referrals by Court Personnel Executing the Action	119

# TABLE OF CONTENTS

<b>Trend Information</b>	120
Chart – Yearly Comparison of Total Individual Children Referred to Tennessee Juvenile Courts	121
Chart – Yearly Comparison of Number of Referrals to Juvenile Court	122
Chart – Yearly Comparison of Number of Cases in Juvenile Court	123
Chart – Comparison of Delinquent Referrals Reasons and Individual Children Referred	124
Chart – Comparison of Status/Unruly Referral Reasons and Individual Children Referred	125
Chart – Comparison of Neglected, Dependent, and Abused Referral Reasons and Individual Children Referred	126
Chart – Comparison of Crime Index by Individual Children and Referral Reasons Homicide, Robbery, Aggravated Assault, Rape, Larceny and Burglary	127
Chart – Comparison of Violent Crime Index Referrals for Homicide, Robbery, Aggravated Assault, and Rape	128
Chart – Comparison of Children Referred for Aggravated Assault, Burglary , Homicide, Larceny, Rape, and Robbery	129
Chart – Comparison of Referrals for Aggravated Assault, Burglary, Homicide, Larceny, Rape, and Robbery	130
Chart – Commitments to Department of Children’s Services (DCS, DHS, DYD) Individual Juveniles Committed	131
Chart – Comparison of Individual Children Referred to Juvenile Court with Violations of Probation or Violation of Aftercare	131
<b>Glossary</b>	132

# **TENNESSEE COUNCIL OF JUVENILE AND FAMILY COURT JUDGES 2006 ANNUAL JUVENILE STATISTICAL REPORT**

## **NEW ANNUAL REPORT FORMAT**

The 2006 Annual Juvenile Statistical Report differs from those in years past not only in format but in expanded content. The annual report has been revised and is in two parts to make it easier to read and use. The general state-wide statistics, graphs and information are in the first portion of the report along with the summary information.

Detailed information such as tables, trend information, and charts broken down by specific courts, sex, race, and age, are in the second portion of the report. Readers will also find the information more comprehensive than in years past. The AOC is working toward providing as much detailed juvenile court information as possible and has expanded the annual report in response to requests for more data.

## **2006 DATA LIMITATIONS**

The AOC was able to collect more complete juvenile court data in 2006 than they have in the past; however, please note that data from 2005 has not been included in the trend information charts. In 2005, one of the larger juvenile courts submitted their data in a summarized format which could not be included in the database. The lack of data from this court would have skewed the data giving a false representation of juvenile trend factors within the State. To overcome this challenge, the AOC chose the trend range of 1996 through 2004 and 2006, allowing for 10 years of accumulated facts that present the juvenile court data in the most meaningful way.

**TENNESSEE ANNUAL JUVENILE COURT  
STATISTICAL REPORT**

**PART I**



This page left intentionally blank

## **TENNESSEE COUNCIL OF JUVENILE AND FAMILY COURT JUDGES 2006 ANNUAL JUVENILE STATISTICAL REPORT**

### **THE TENNESSEE COUNCIL OF JUVENILE AND FAMILY COURT JUDGES**

The Tennessee Council of Juvenile and Family Court Judges (TCJFCJ), was created by the Tennessee General Assembly through legislation that was effective July 1, 1982. The TCJFCJ is the official organization of Tennessee judges having juvenile court jurisdiction.

Throughout its history the Council has represented juvenile court judges and court staff, providing an independent voice regarding issues affecting children, youth, families and communities. The Council meets semi-annually to consider matters concerning their members' official duties and obligations. The Council promotes best court practices and seeks a clearer understanding of what problems and specific challenges dependent, neglected, unruly, and delinquent children face when they come before the courts. The Council strives to increase the court's resources and legal options so they may better meet the needs of Tennessee's children and their families.

#### **TCJFCJ EXECUTIVE COUNCIL**

**President:** Honorable Rachel Anthony – Lauderdale County

**Vice President:** Honorable Ken Witcher – Macon County

**Secretary/Treasurer:** Honorable Ray Grimes – Montgomery County

#### **Directors**

**Immediate Past President:** Honorable James F. Watson – McMinn County

Honorable Wayne Shelton – Montgomery County

Honorable Betty Adams Green – Davidson County

Honorable Nolan Goolsby – Putnam County

Honorable Dennis Humphrey – Roane County

Honorable Larry J. Logan – Carroll County

Honorable A. Andrew Jackson – Dickson County

Honorable Jeff D. Rader – Sevier County

**TENNESSEE COUNCIL OF JUVENILE AND FAMILY COURT JUDGES  
2006 ANNUAL JUVENILE STATISTICAL REPORT**

**THE ADMINISTRATIVE OFFICE OF THE COURTS**

The Administrative Office of the Courts (AOC) assumed administrative support responsibility for the TCJFCJ in April 2005. Among the staff serving the TCJFCJ are the AOC's general counsel, a juvenile court program specialist, and a juvenile data collection team. The AOC collects juvenile court statistical data and publishes quarterly and annual statistical reports on the activities of the state's juvenile courts as part of the services they provide to the TCJFCJ. The juvenile courts and the clerks of the courts provide juvenile court data as set out in the Tennessee Code Annotated § 37-1-506.

**AOC Positions**

**Executive Director:** Elizabeth A. Sykes

**General Counsel:** David Haines

**Juvenile Court Program Specialist:** Elvira Newcomb

**Director, Information Technology:** Ann Lynn Walker

**Juvenile Team:**

Peach McComb – Lead Systems Analyst

Beverly Edmonds – Juvenile Data Analyst

Cheryl Patterson – Juvenile Business Analyst

# **TENNESSEE COUNCIL OF JUVENILE AND FAMILY COURT JUDGES 2006 ANNUAL JUVENILE STATISTICAL REPORT**

## **JUVENILE JUSTICE SYSTEM IN TENNESSEE**

### **JUVENILE COURT PHILOSOPHY**

Tennessee's juvenile courts try to ensure that each child coming under their jurisdiction receives the best chance for suitable physical, mental, and moral development. The courts consider each child's case on its individual merits while adhering to three primary obligations: (1) protecting the community and society at large; (2) acting in the best interest and welfare of the child by means of protection, treatment, and rehabilitation and (3) upholding the dignity of the law. The courts continually seek out and implement changes in juvenile programs and operating methods that benefit their clients and attempt to break the cycle of juvenile delinquency and dysfunctional behavior.

Tennessee is home to 98 juvenile courts with 115 juvenile court judges. Of these 98 courts, 17 are designated "special act" juvenile courts while the remaining 81 are general sessions courts with juvenile jurisdiction. Each court, with the exception of Bristol and Johnson City, is county-based and administered with at least one juvenile court located in each of the state's 95 counties. While all of Tennessee's courts with juvenile jurisdiction do their best to follow the procedural guidelines established by the Tennessee Rules of Juvenile Procedure, there is little standardization in juvenile court size, case management procedures, and court administrative practices. This means that the systems and practices in Tennessee's juvenile courts vary widely and tend to reflect the needs and preferences of the people living in that particular community.

### **JUVENILE COURT JURISDICTION**

A juvenile is defined as any individual who is under the chronological age of eighteen (18) years and who has not been previously transferred to adult court.

Juvenile courts deal not only with delinquency and status offenses, but also with issues concerning dependency and neglect, child abuse, child support, custody issues, establishing parentage, visitation, and the need for medical and/or mental health treatment for children. Tennessee's juvenile courts have jurisdiction within the following areas:

- Adjudication of children as dependent, neglected, abused, status/unruly, or delinquent
- Determination of custody
- Termination of parental rights
- Ordering of treatment, evaluation and/or commitment of mentally retarded and/or mentally ill children
- Commitment of children to the custody of the Department of Children Services
- Establishment of parentage
- Ordering and enforcement of child support for children of unwed parents

**TENNESSEE COUNCIL OF JUVENILE AND FAMILY COURT JUDGES  
2006 ANNUAL JUVENILE STATISTICAL REPORT**

- Establishing visitation for non-custodial parents
- Enforcement of the compulsory school attendance laws
- Removal of the age restrictions on a minor's application for a marriage license
- Giving of judicial consent to a minor's employment or enlistment in the armed services if law requires such consent
- Giving of judicial consent to the medical treatment of a child when his/her parents or guardians are unable to do so
- Judicial authorization of an abortion without parental consent
- Adjudication of alleged traffic violations by persons under the age of eighteen
- Transfer of serious delinquency cases to criminal court for trial as adults

Pursuant to Tennessee Code Annotated § 37-1-159, the juvenile court is a court of record. It may enforce its orders in any way in which a court of equity may enforce its orders and decrees, including by imprisonment and/or by fine for contempt.

## **TENNESSEE COUNCIL OF JUVENILE AND FAMILY COURT JUDGES 2006 ANNUAL JUVENILE STATISTICAL REPORT**

### **JUVENILE COURT PROFESSIONAL STAFF**

The dedication of the juvenile court staff is crucial to a smoothly functioning juvenile court. The typical juvenile court professional staff is comprised of the juvenile court judge; referees (who are present primarily in the larger courts); youth services officers and/or probation officers; and the juvenile court clerk.

#### **JUVENILE COURT JUDGE**

The juvenile court judge must be 30 years old, licensed to practice law (unless elected to the post prior to 1982 or if the county has no qualified attorney), a resident of his/her district for one year, and elected by the people. The judge is the chief administrator of the court in addition to his/her judicial duties and is seen as having the following characteristics:

- Is learned in the law
- Possesses administrative ability and experience
- Maintains a broad acquaintance with modern social problems affecting children and youth
- Has a realistic understanding of children and their behavior relative to their total life needs

#### **JUVENILE COURT REFEREE**

The referee is appointed by the judge and may be directed to hear any case or class of cases. He or she must be licensed to practice law and has the same authority and powers as the judge to issue process and to conduct proceedings. Referees are generally appointed when the court's juvenile justice population is greater than one judge can manage, or when a commitment is probable and the judge is not an attorney. Cases heard and adjudicated by a referee may be appealed to the judge.

#### **YOUTH SERVICES OFFICER AND PROBATION OFFICER**

The youth services officer (YSO) and probation officer (PO) are officials of the court and are as essential to judicial process functions as they are to children's welfare within the juvenile justice system. Their duties include, but are not limited to, the following:

- Juvenile Court Intake
- Pre-Hearing Investigations
- Referral
- Supervision of Youth
- Detention Screenings
- Counseling
- Record Keeping

**TENNESSEE COUNCIL OF JUVENILE AND FAMILY COURT JUDGES  
2006 ANNUAL JUVENILE STATISTICAL REPORT**

**JUVENILE COURT CLERK**

The juvenile court clerk is the records keeping and management backbone of the juvenile court. The clerk maintains separate minutes, dockets, and legal records of all matters pertaining to juvenile court proceedings as required by law. Juvenile court clerks also collect all fees, fines and court costs assessed by the juvenile court.

# **TENNESSEE COUNCIL OF JUVENILE AND FAMILY COURT JUDGES 2006 ANNUAL JUVENILE STATISTICAL REPORT**

## **JUVENILE COURT DATA COLLECTION PROCESS**

### **DATA SUBMISSION AND REPORTS**

All 98 Tennessee juvenile courts reported data to the TCJFCJ in 2006. Each court submitted its juvenile court data as required by Tennessee Code Annotated § 37-1-506. This data may be published and made available to properly concerned agencies and individuals or to any person upon request.

The courts used either JIF98, a data collection software program provided by the TCJFCJ, or other data collection software that they obtained for their court. Those courts using other data collection software are required to adhere to the data validation standards developed by AOC staff which help insure data accuracy. The courts submitted their data on computer readable media, or as electronic mail attachments. Tennessee juvenile courts have reported data to the TCJFCJ for the past 13 years, thereby distinguishing Tennessee as having one of the relatively few state-wide juvenile court databases in the country. All data is validated, any corrections are solicited from the courts, and the data is further analyzed and summarized to produce the following reports:

- Monthly Missing Data (if required)
- Monthly Data Validation
- Quarterly Summary
- Year-to-Date Summary
- Annual Summary
- Ad Hoc (by request)

### **DATA COLLECTED**

The basic data collected in this process falls within the following categories:

- Referral and intake information
- Formal and informal court actions
- Dependency and neglect information
- Demographic information
- Detention information
- Disposition/Outcome information
- Internal periodic case reviews
- Formal judicial reviews



## TENNESSEE COUNCIL OF JUVENILE AND FAMILY COURT JUDGES 2006 ANNUAL JUVENILE STATISTICAL REPORT

### UNITS OF COUNT

The Council uses four (4) units of count.

1. Number of Children
2. Number of Cases
3. Number of Referrals
4. Number of Dispositions/Outcomes

Counting **children** is accomplished by using the unique identification number that the court assigns to each child. This identification method insures that each child will be counted only once for statistical purposes.

Each child may have one (1) or more cases. A **case** is defined as: "All referral reasons/charges reported to the court (via complaint, petition, motion, etc.) on a given day for a given child". This means that one case on an individual child may contain up to five **referral reasons**. The top five (5) referral reasons or charges on one referral date in each case are currently collected for statistical purposes. A **referral** is defined as a complaint, offense or reason that the juvenile court is involved with the child. Each case or referral has at least one (1) or more **dispositions** or **outcomes**, so the number of dispositions or outcomes may exceed the number of referrals.

The **disposition** or **outcome** is the definitive action taken or treatment plan decided regarding a particular case. The **disposition date**, which is the date that the case is disposed, is used to determine when the case will be counted and reported for statistical purposes. The Council determined that calendar year shall be used for the annual reporting period.

**TENNESSEE COUNCIL OF JUVENILE AND FAMILY COURT JUDGES  
2006 ANNUAL JUVENILE STATISTICAL REPORT**

**FUTURE JUVENILE COURT STATISTICAL DATA COLLECTION SYSTEM**

Several initiatives are underway to improve juvenile court data collection and reporting methods. One of those initiatives is development of a new Juvenile Court Statistical Data Collection System which will replace the current JIF98 Data Collection System that has been in use for about 12 years. The future data collection system will be designed so that it is technologically up-to-date, flexible, and easy to modify to accommodate data collection needs as they arise.

There are several limitations to the current system. The JIF98 system does not allow courts to request case information once it is updated nor will it permit local data correction. The future system will allow the courts to update their own juvenile court case information, make corrections, and create statistical reports. This will eliminate the processing and transmission time the courts are now experiencing as they must request reports from the AOC. The courts may still request reports and the AOC will continue to provide the reporting services currently offered, but the courts will have more flexibility by being able to run their own reports. The replacement system will also be more efficient in utilizing data extracts from the courts that already have their own case management and data collection and reporting systems.

The current JIF98 data collection system has a limited amount of space for information. Many of the courts collect more extensive juvenile information than there are categories and iterations allowed in JIF98. The future data collection system will be aligned with the Tennessee Code Annotated which means that the Referral Reason categories will be expanded. The referral reasons that may be collected for each juvenile will no longer be limited to the top five (5) offenses. Every referral in each case can be counted. The Case Outcomes will no longer be limited to eight (8) total occurrences; All Case Outcomes will be counted. The future system will capture much more information and will be easy to modify to respond to changes in legislation that affect the juvenile court process. The eventual goal is to make it easier for the courts to collect and transmit accurate information as well as to streamline business procedures. These expanded capabilities will mean that the courts will be able to identify areas of concern earlier and with far more accuracy, allowing them to address issues they have identified and position their limited resources where they will be most effective.

The first and second phases of the Juvenile Court Statistical Data Collection Study were completed in late 2006. These were the first steps on the road to system development. The focus of the first phase of the project was to research and document business requirements and methods. The AOC sent a team to each of the Grand Divisions (East, Middle, and West Tennessee) to facilitate Joint Application Development (JAD) sessions. JAD sessions are the most efficient way to gather work flow information and to document business requirements. The teams met with subject matter experts (SMEs) who had volunteered to assist with the JAD sessions. Each group had representatives from small, medium, and large courts thus insuring that business processes were documented from as many points of view as possible. People on the job possess the most skills and are in the best position to make suggestions for improvements.

**TENNESSEE COUNCIL OF JUVENILE AND FAMILY COURT JUDGES  
2006 ANNUAL JUVENILE STATISTICAL REPORT**

Another part of the study focused on juvenile court workflows and data collection method. The team created surveys and requested extensive information from every court with juvenile jurisdiction. They collected current information on each court's specific software systems and equipment. This gave the team a clearer understanding of what equipment would be necessary to support the new data collection system at the local level.

The second phase of this project was to determine the best planning and system development method with an eye toward system integrity, usability, and adaptability. The decision to develop the software in-house at the AOC was reached after extensive research into all of the available system development methods inside and outside the State environment. The same experienced resources will be used to develop the new system software that were used in the requirements gathering phases of the project.

This page left intentionally blank

**TENNESSEE COUNCIL OF JUVENILE AND FAMILY COURT JUDGES  
2006 ANNUAL JUVENILE STATISTICAL REPORT**

**JUVENILE COURT REFERRAL PROCESS**

The basic juvenile court process in Tennessee is comprised of three central phases:

1. Intake
2. Adjudication
3. Outcomes/Disposition

Juvenile court intake is a process by which the court reviews information in order to determine whether it has the authority to intervene in a child's life and in what manner it will administer its authority. The components of the intake process are referral to intake, detention screening, and assessment of how to handle the complaint.

Referral to intake begins with a complaint that has been filed. The complaints are filed by law enforcement, parents or other individuals or agencies requesting that the court exercise its authority. If the complainant requests that the juvenile be detained, the intake officer performs a detention screening to determine if there is probable cause (legal sufficiency) that the child committed the alleged offense and is subject to detention in accordance with the statute. The intake officer then determines if the complaint should be excluded, informally adjusted (a voluntary agreement between the intake officer, the child and the parents), or if a petition should be filed.

In most instances if a petition is filed the case goes into the adjudicatory phase. The juvenile court judge or referee hears the case in the adjudicatory phase to determine if the allegations in the petition are true. The court considers only formally admitted evidence in making its decision. When the allegations are substantiated, the judge will either proceed immediately or will set a later hearing date to determine the appropriate case outcome or disposition. If the allegations are not substantiated or cannot be proven, the petition will be dismissed.

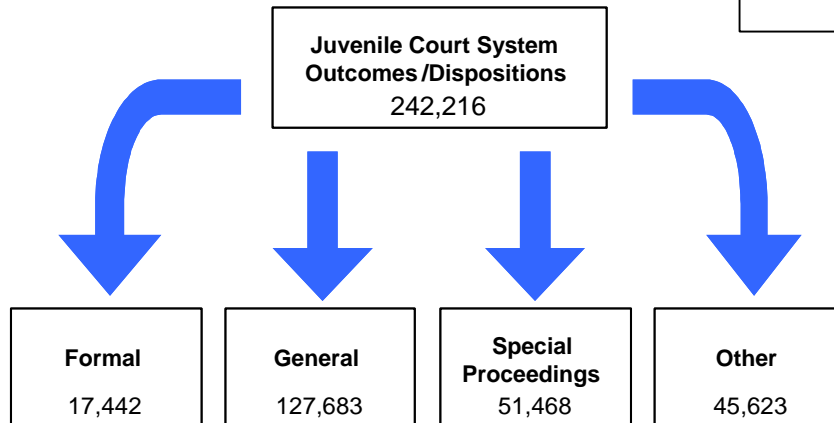
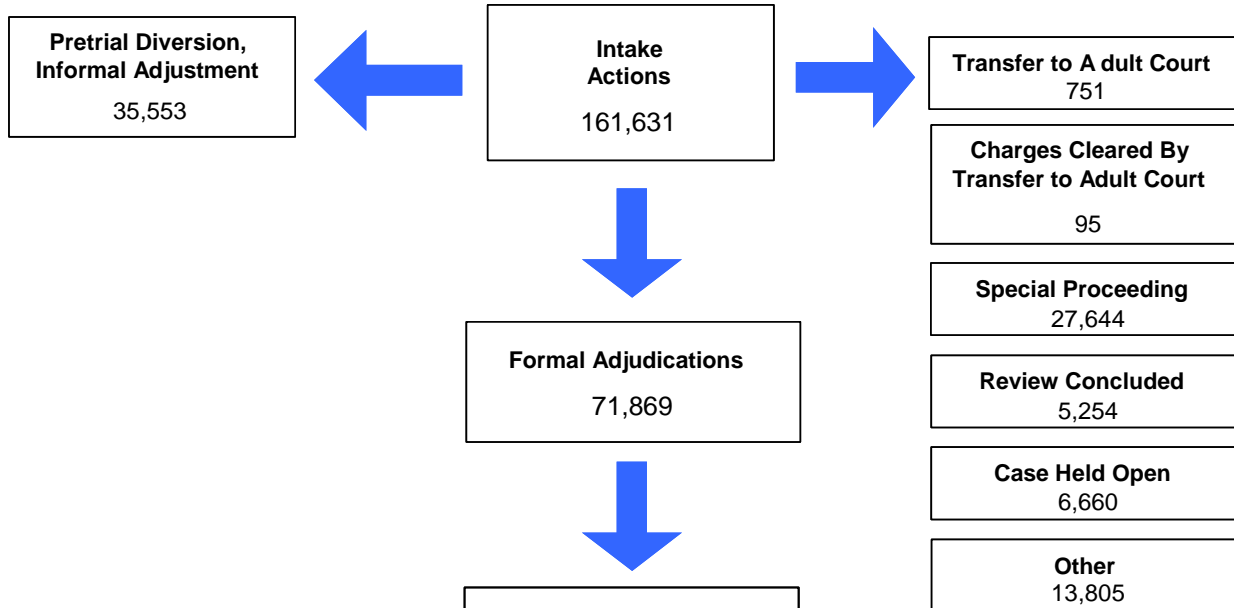

The purpose of the dispositional phase is to determine an appropriate course of action for the child while taking into consideration his or her circumstances. The disposition occurs when the attempt to meet the child's social and rehabilitative needs through an appropriate course of treatment or action is made.

The Juvenile Court Referral Process Chart on the next page is a graphic depiction of the referral process and shows how many referrals were disposed state-wide in 2006.

**TENNESSEE COUNCIL OF JUVENILE AND FAMILY COURT JUDGES  
2006 ANNUAL JUVENILE COURT STATISTICAL REPORT**

**The Juvenile Court Referral Process  
CY 2006**

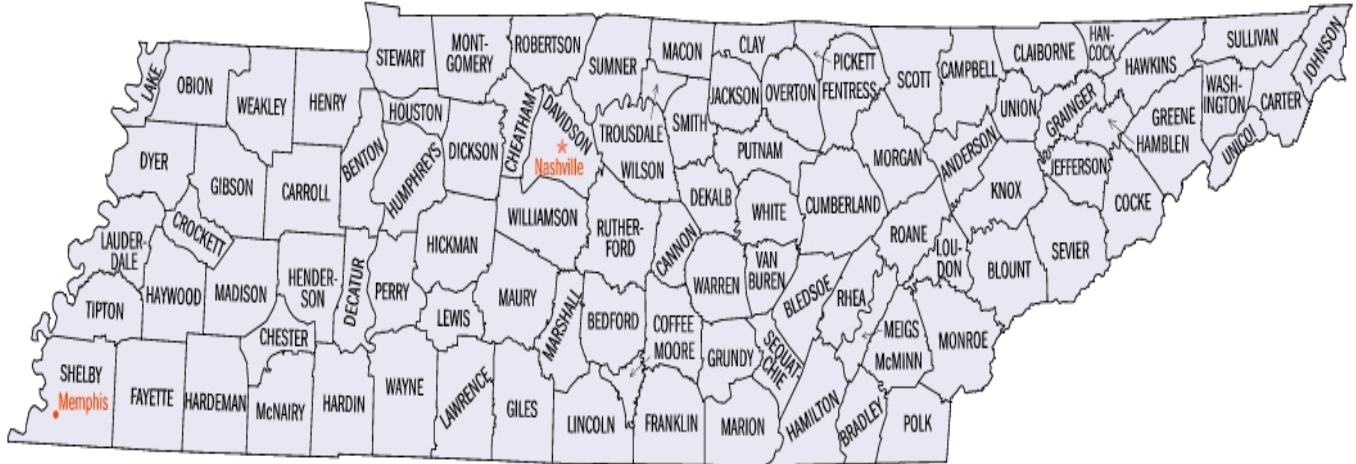
<b>Delinquent</b> 78,612	<b>Status</b> 25,415	<b>Dependency and Neglect</b> 10,323	<b>Other Violations</b> 237	<b>Special Proceedings</b> 14,077	<b>Parentage</b> 22,375	<b>Other</b> 10,592
-----------------------------	-------------------------	---	--------------------------------	--------------------------------------	----------------------------	------------------------



**TENNESSEE COUNCIL OF JUVENILE AND FAMILY COURT JUDGES  
2006 ANNUAL JUVENILE COURT STATISTICAL REPORT**

**Tennessee Counties**

**(Total Counties = 95)**



**Tennessee Juvenile Courts**

**(Total Courts = 98)**

<b>Anderson</b>	<b>Bedford</b>	<b>Benton</b>	<b>Bledsoe</b>	<b>Blount</b>	<b>Bradley</b>
<b>Bristol</b>	<b>Campbell</b>	<b>Cannon</b>	<b>Carroll</b>	<b>Carter</b>	<b>Cheatham</b>
<b>Chester</b>	<b>Claiborne</b>	<b>Clay</b>	<b>Cocke</b>	<b>Coffee</b>	<b>Crockett</b>
<b>Cumberland</b>	<b>Davidson</b>	<b>Decatur</b>	<b>DeKalb</b>	<b>Dickson</b>	<b>Dyer</b>
<b>Fayette</b>	<b>Fentress</b>	<b>Franklin</b>	<b>Gibson</b>	<b>Giles</b>	<b>Grainger</b>
<b>Greene</b>	<b>Grundy</b>	<b>Hamblen</b>	<b>Hamilton</b>	<b>Hancock</b>	<b>Hardeman</b>
<b>Hardin</b>	<b>Hawkins</b>	<b>Haywood</b>	<b>Henderson</b>	<b>Henry</b>	<b>Hickman</b>
<b>Houston</b>	<b>Humphreys</b>	<b>Jackson</b>	<b>Jefferson</b>	<b>Johnson</b>	<b>Johnson City</b>
<b>Knox</b>	<b>Lake</b>	<b>Lauderdale</b>	<b>Lawrence</b>	<b>Lewis</b>	<b>Lincoln</b>
<b>Loudon</b>	<b>Macon</b>	<b>Madison</b>	<b>Marion</b>	<b>Marshall</b>	<b>Maury</b>
<b>McMinn</b>	<b>McNairy</b>	<b>Meigs</b>	<b>Monroe</b>	<b>Montgomery</b>	<b>Moore</b>
<b>Morgan</b>	<b>Obion</b>	<b>Overton</b>	<b>Perry</b>	<b>Pickett</b>	<b>Polk</b>
<b>Putnam</b>	<b>Rhea</b>	<b>Roane</b>	<b>Robertson</b>	<b>Rutherford</b>	<b>Scott</b>
<b>Sequatchie</b>	<b>Sevier</b>	<b>Shelby</b>	<b>Smith</b>	<b>Stewart</b>	<b>Sullivan Div I</b>
<b>Sullivan Div II</b>	<b>Sumner</b>	<b>Tipton</b>	<b>Trousdale</b>	<b>Unicoi</b>	<b>Union</b>
<b>Van Buren</b>	<b>Warren</b>	<b>Washington</b>	<b>Wayne</b>	<b>Weakley</b>	<b>White</b>
<b>Williamson</b>	<b>Wilson</b>				

**TENNESSEE COUNCIL OF JUVENILE AND FAMILY COURT JUDGES  
2006 ANNUAL JUVENILE STATISTICAL REPORT**

**TENNESSEE REGIONAL AND METROPOLITAN AREA MAP**

Tennessee is divided into eight (8) major regions and four (4) metropolitan areas. The Regions are shown on the map below.



**East Region: (Counties)** Anderson, Blount, Campbell, Claiborne, Cocke, Grainger, Hamblen, Jefferson, Loudon, Monroe, Morgan, Roane, Scott, Sevier and Union

**Mid-Cumberland Region: (Counties)** Cheatham, Dickson, Houston, Humphreys, Montgomery, Robertson, Rutherford, Stewart, Sumner, Trousdale, Williamson and Wilson

**Northeast Region: (Counties)** Bristol City, Carter, Greene, Hancock, Hawkins, Johnson City, Sullivan Division 1, Sullivan Division 2, Unicoi and Washington

**Northwest Region: (Counties)** Benton, Carroll, Crockett, Dyer, Gibson, Henry, Johnson, Lake, Obion and Weakley

**South Central Region: (Counties)** Bedford, Coffee, Giles, Hickman, Lawrence, Lewis, Lincoln, Marshall, Maury, Moore, Perry and Wayne

**Southeast Region: (Counties)** Bledsoe, Bradley, Franklin, Grundy, Marion, McMinn, Meigs, Polk, Rhea and Sequatchie

**Southwest Region: (Counties)** Chester, Decatur, Fayette, Hardeman, Hardin, Haywood, Henderson, Lauderdale, Madison, McNairy and Tipton

**Upper Cumberland Region: (Counties)** Cannon, Clay, Cumberland, Dekalb, Fentress, Jackson, Macon, Overton, Pickett, Putnam, Smith, Van Buren, Warren and White

**Davidson County/Nashville**

**Shelby County/Memphis**

**Hamilton County/Chattanooga**

**Knox County/Knoxville**



**TENNESSEE COUNCIL OF JUVENILE AND FAMILY COURT JUDGES  
2006 ANNUAL JUVENILE STATISTICAL REPORT**

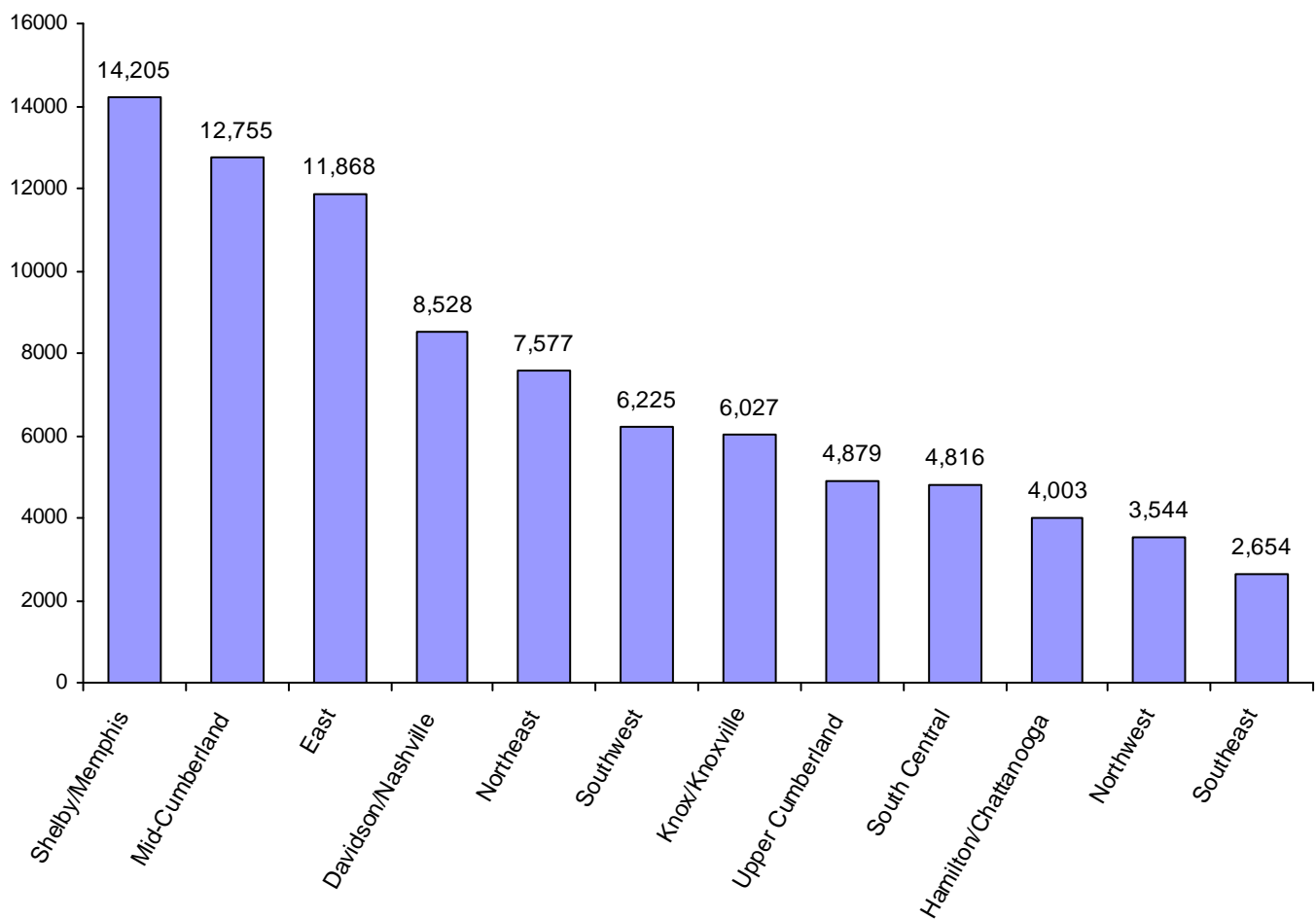
**NUMBER OF INDIVIDUAL CHILDREN REFERRED TO JUVENILE COURTS**

Tennessee is divided into eight **(8)** major regions and four **(4)** metropolitan areas. These areas are shown on the previous page. The table and chart on the next page represent the number of juveniles referred to juvenile courts by region and metropolitan area. The East region referred the highest number of white males **6,422** and white females **4,451**. These numbers represent **54.1%** and **37.5%** of the East region's total juvenile court population **11,868** respectively. The Shelby County Metro area referred the highest number of African American males **6,936** and African American females **4,708**. These numbers represent **48.8%** and **33.1%** of Shelby County Metro area's total juvenile court population **14,205** respectively.

## TENNESSEE COUNCIL OF JUVENILE AND FAMILY COURT JUDGES 2006 ANNUAL JUVENILE COURT STATISTICAL REPORT

### Children Referred to Juvenile Court by Region, Race, and Sex for CY 2006 Includes Geographical Regions and Major Metropolitan Areas

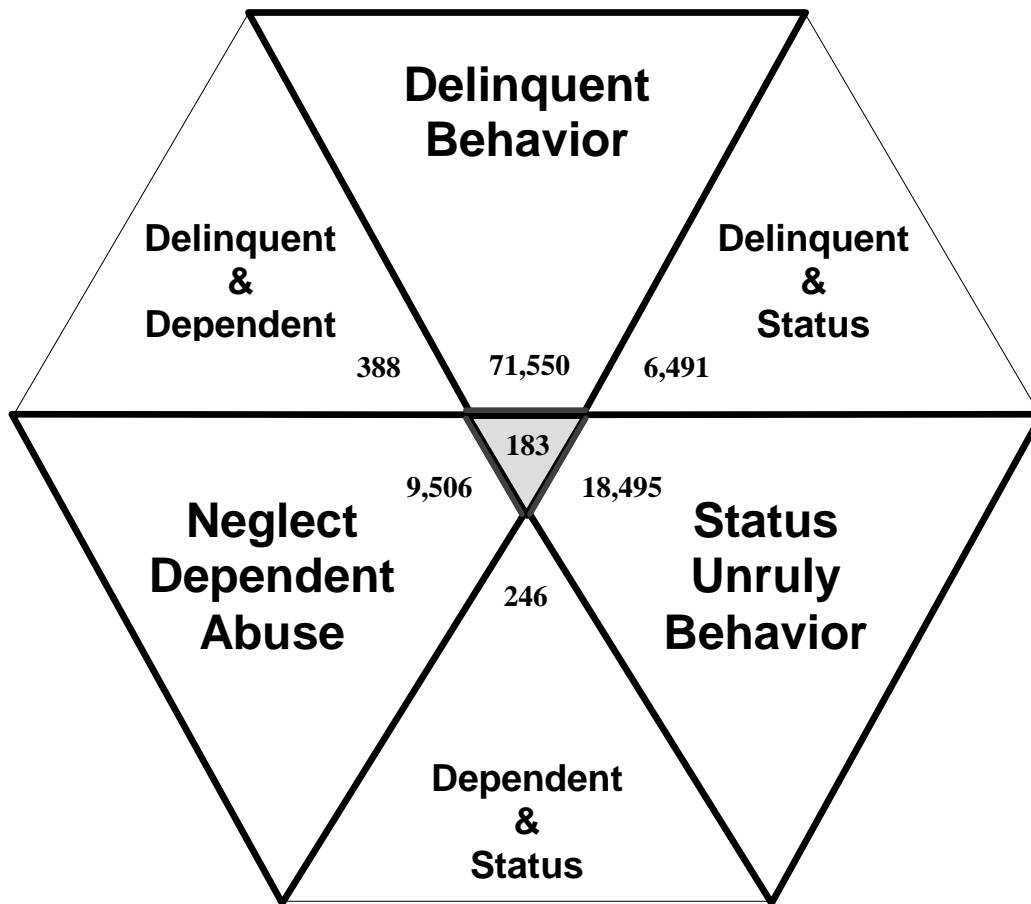
	White Male	African American Male	Other Race Male	White Female	African American Female	Other Race Female	Unknown Race or Sex	Total	% of All Children Referred
Davidson/Nashville	1,409	2,741	166	1,103	1,889	116	1,104	8,528	9.79%
East	6,422	370	74	4,451	178	71	302	11,868	13.63%
Hamilton/Chattanooga	1,065	1,227	27	708	890	23	63	4,003	4.60%
Knox/Knoxville	2,140	640	57	1,613	432	44	1,101	6,027	6.92%
Mid-Cumberland	5,879	1,309	265	3,613	747	206	736	12,755	14.65%
Northeast	4,000	195	75	2,937	115	63	192	7,577	8.70%
Northwest	1,525	535	36	932	311	16	189	3,544	4.07%
Shelby/Memphis	1,321	6,936	91	860	4,708	78	211	14,205	16.31%
South Central	2,434	394	48	1,509	247	33	151	4,816	5.53%
Southeast	1,572	124	14	877	49	7	11	2,654	3.05%
Southwest	1,773	1,662	71	1,164	1,273	56	226	6,225	7.15%
Upper Cumberland	2,851	87	30	1,624	29	20	238	4,879	5.60%
<b>Totals</b>	<b>32,391</b>	<b>16,220</b>	<b>954</b>	<b>21,391</b>	<b>10,868</b>	<b>733</b>	<b>4,524</b>	<b>87,081</b>	



**TENNESSEE COUNCIL OF JUVENILE AND FAMILY COURT JUDGES  
2006 ANNUAL JUVENILE COURT STATISTICAL REPORT**

**Delinquent, Dependent/Neglect/Abuse, and Status/Unruly Referrals for CY 2006**

Total = 106,859



The remaining referrals are for:  
Custody, Visitation, Paternity/Legitimation, Child Support,  
Special Procedures and Other Referrals

Each child may be counted  
in more than one category

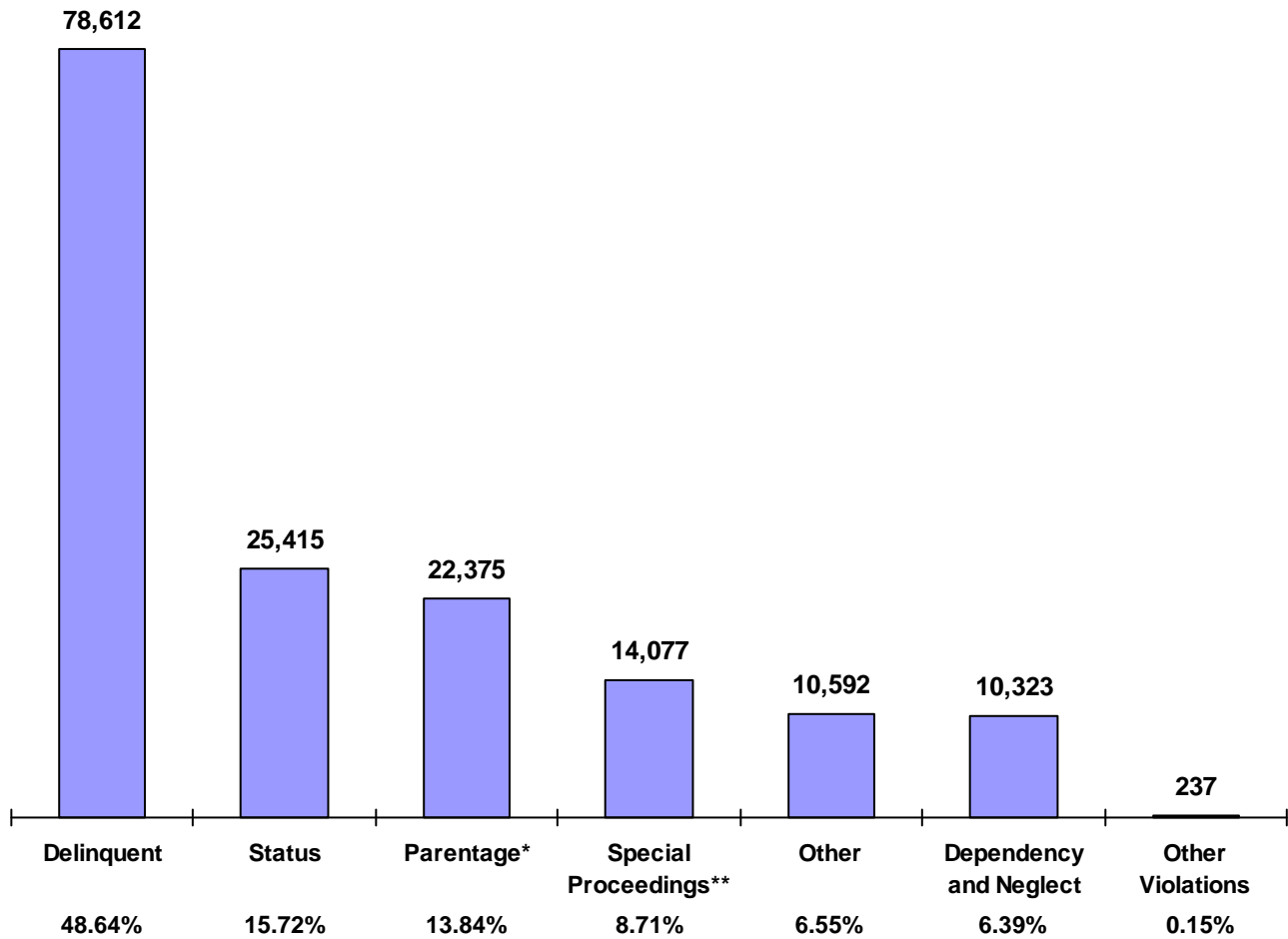
Total number of individual children for ALL referrals  
disposed by juvenile courts during CY 2006 equals  
87,081

Children can have referrals in multiple categories. The drawing above shows that in the year 2006 there were 71,550 individual children referred to juvenile courts in Tennessee for delinquent referrals, 18,495 for status/unruly behavior, and 9,506 for neglect, dependent or abuse referrals. Of these children there were 6,491 that had a delinquent AND a status/unruly referral. There were 388 children that were referred for delinquent behavior AND a neglect, dependent or abuse allegation. There were 246 children referred that had both a status/unruly referral AND a neglect, dependent or abuse allegation. Also, there were 183 children that had a delinquent referral, a status/unruly referral AND a neglect, dependent or abuse allegation.

**TENNESSEE COUNCIL OF JUVENILE AND FAMILY COURT JUDGES  
2006 ANNUAL JUVENILE COURT STATISTICAL REPORT**

**Referrals by Type of Offense in CY 2006**

**Total Referrals = 161,631**



\* Parentage includes: Custody, Visitation, Paternity/Legitimation and Child Support  
 \*\*Special Proceedings include: Judicial Review, Administrative Review, Foster Care Review, Request for Medical Treatment and Consent to Marry

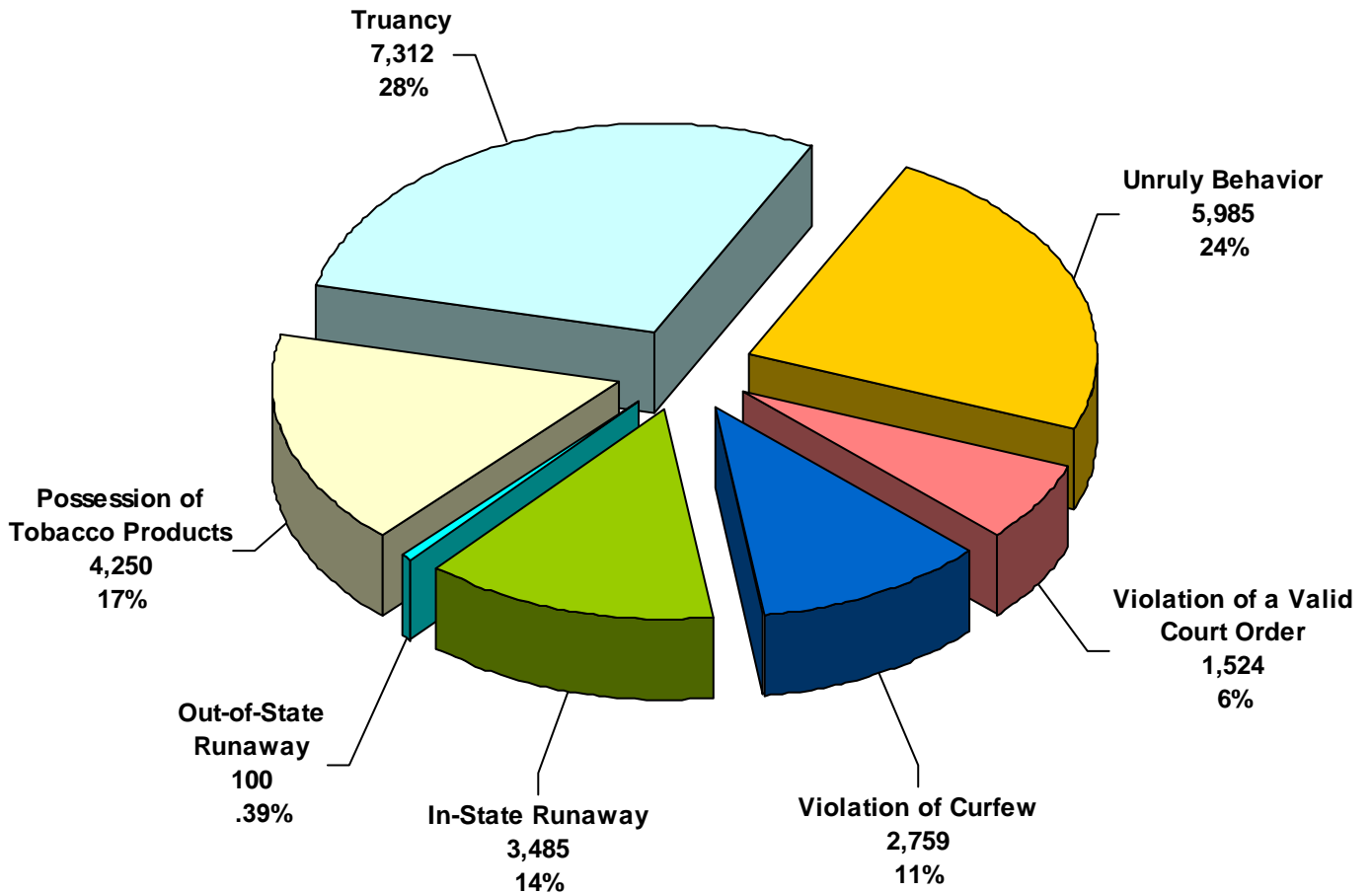
With all 98 Tennessee Juvenile Courts participating, information regarding a total of 87,081 children and 132,451 cases were reported to TCJFCJ.

During 2006, the greatest percentage of all referrals were for alleged delinquent offenses. Status/Unruly offenses represented the next highest category of all referral reasons.

A status offense is an offense committed by a child that if committed by an adult, would not be considered an offense or unlawful act. An example of this is smoking when not legally an adult.

TENNESSEE COUNCIL OF JUVENILE AND FAMILY COURT JUDGES  
2006 ANNUAL JUVENILE COURT STATISTICAL REPORT

Referrals for Status/Unruly Offenses in CY 2006  
Total Status/Unruly Referrals = 25,415



Truancy remained the most often reported referral reason within the Status/Unruly category of offenses for CY 2006 while Unruly Behavior remained the second most reported status offense.

This page left intentionally blank

**TENNESSEE COUNCIL OF JUVENILE AND FAMILY COURT JUDGES  
2006 ANNUAL JUVENILE STATISTICAL REPORT**

**CHILDREN REFERRED TO JUVENILE COURTS**

**CHILDREN REFERRED WITH DELINQUENT, STATUS/UNRULY, DEPENDENT AND NEGLECT,  
AND ABUSE ALLEGATIONS CY 2006**

The tables on the next page show sex and race by three (3) categories:

1. Delinquent
2. Status/Unruly
3. Neglected/Dependent

White males in the delinquent category total **33,762** and represent **42.9%** of the juvenile court population with delinquent referrals **78,612** outnumbering their female counterparts who total **13,856** and are **17.6%** of the juvenile population with delinquent referrals. African American males in the delinquent category total **20,539** and represent **26.1%** of the juvenile population with delinquent referrals outnumbering their female counterparts who total **7,405** and represent **9.4%** of the juvenile population with delinquent referrals.

White males in the status/unruly category total **10,472** and represent **41.2%** of the total juvenile court population **25,415** with status/unruly referrals outnumbering their female counterparts who total **7,620** and represent **30.0%** of the total juvenile population with status/unruly referrals. African American males in the status/unruly category total **3,865** and represent **15.2%** of the total juvenile population with status/unruly referrals and outnumber their female counterparts who total **2,274** and represent **8.9%** of the total juvenile population with status/unruly referrals.

White males in the neglected/dependent category total **2,879** and represent **27.9%** of the total juvenile court population **10,323** with neglected/dependent referrals and were outnumbered by their female counterparts who total **3,112** and represent **30.1%** of the total juvenile population with neglected/dependent referrals. African American males in the neglected/dependent category total **1,647** and represent **16.0%** of the total juvenile population with neglected/dependent referrals. Their numbers are similar to their female counterparts who total **1,675** and represent slightly higher percentage of the total juvenile population with neglected/dependent referrals at **16.2%**.

Please note the tables on the next page graphically depict what was discussed above and be advised that neglected/dependent data is underreported to the Council because of the varying methods different juvenile courts use to file petitions.

**TENNESSEE COUNCIL OF JUVENILE AND FAMILY COURT JUDGES  
2006 ANNUAL JUVENILE COURT STATISTICAL REPORT**

**Children\* with Delinquent Referrals by Race and Sex for CY 2006**

	White	African American	Native American	Asian	Mixed Race	Unknown Race	Total
<b>Male</b>	33,762	20,539	27	142	571	1,475	<b>56,516</b>
<b>Female</b>	13,856	7,405	16	77	207	374	<b>21,935</b>
<b>Unknown Sex</b>	8	25	0	1	2	125	<b>161</b>
<b>Totals</b>	<b>47,626</b>	<b>27,969</b>	<b>43</b>	<b>220</b>	<b>780</b>	<b>1,974</b>	<b>78,612</b>

**Children\* with Status/Unruly Referrals by Race and Sex for CY 2006**

	White	African American	Native American	Asian	Mixed Race	Unknown Race	Total
<b>Male</b>	10,472	3,865	15	64	169	442	<b>15,027</b>
<b>Female</b>	7,620	2,274	8	51	165	237	<b>10,355</b>
<b>Unknown Sex</b>	4	3	0	0	0	26	<b>33</b>
<b>Totals</b>	<b>18,096</b>	<b>6,142</b>	<b>23</b>	<b>115</b>	<b>334</b>	<b>705</b>	<b>25,415</b>

**Children\* with Dependency/Neglect/Abuse Allegations by Race and Sex for CY 2006**

	White	African American	Native American	Asian	Mixed Race	Unknown Race	Total
<b>Male</b>	2,879	1,647	2	18	152	258	<b>4,956</b>
<b>Female</b>	3,112	1,675	4	15	157	261	<b>5,224</b>
<b>Unknown Sex</b>	20	8	0	0	1	114	<b>143</b>
<b>Totals</b>	<b>6,011</b>	<b>3,330</b>	<b>6</b>	<b>33</b>	<b>310</b>	<b>633</b>	<b>10,323</b>

\* A child may be counted in more than one category



**TENNESSEE COUNCIL OF JUVENILE AND FAMILY COURT JUDGES  
2006 ANNUAL JUVENILE STATISTICAL REPORT**

**REFERRALS BY AGE GROUP, RACE, AND SEX FOR CY 2006**

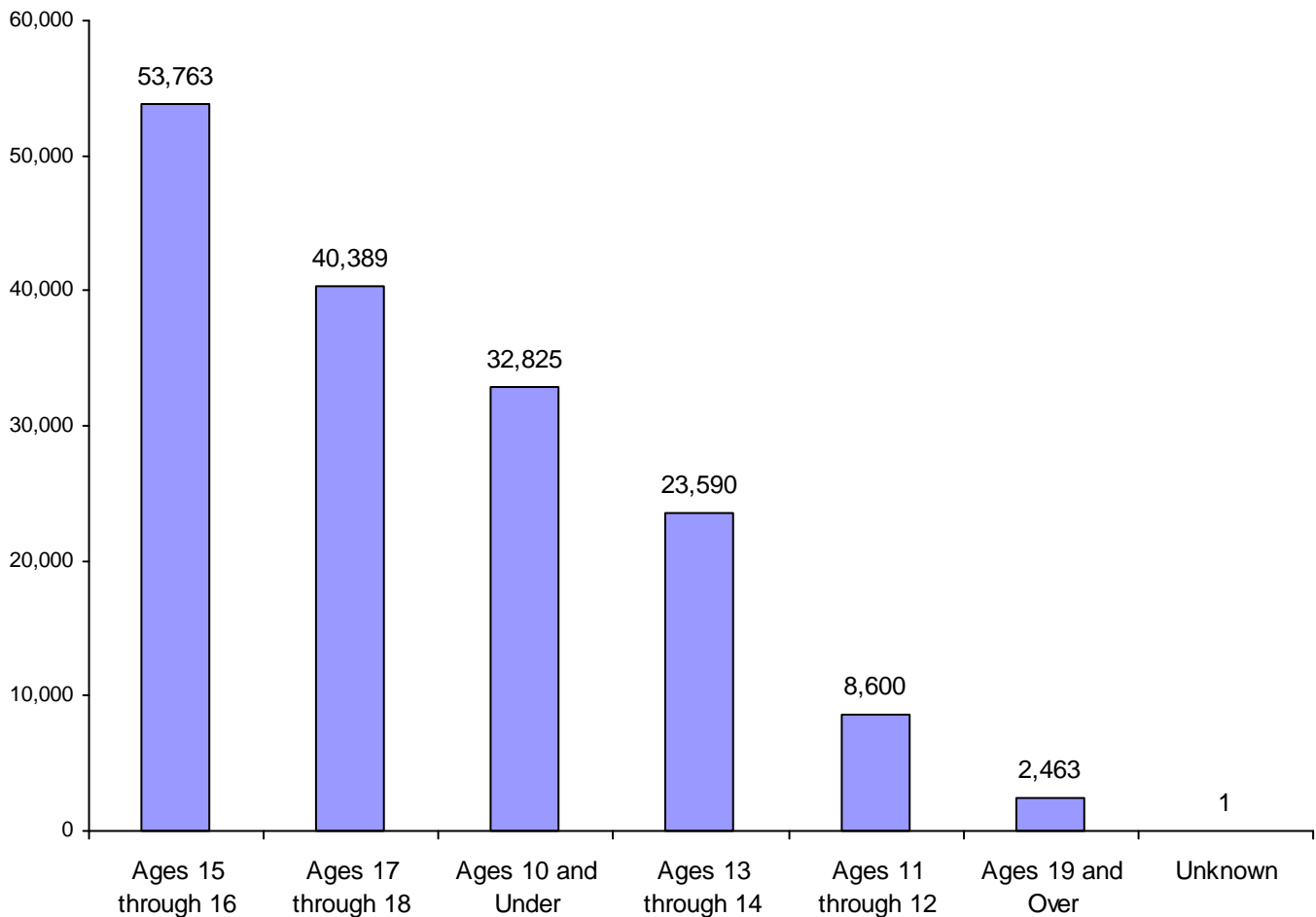
The chart on the next page depicts the number of referrals to juvenile courts by age, race and sex. When looking at age, the 2006 data indicated that the largest number of referrals totaling **53,763** and representing **33.3%** of the total number of referrals **161,631** fall within the 15 through 16 years of age category. White males represented the greatest number of those referrals in this age category totaling **21,828**, or **40.6%** of the juvenile court population in the 15 through 16 years of age category and outnumbering their female counterparts who totaled **11,830** representing **22.0%** of juveniles in this age category. African American males represented the second largest number of referrals in the 15 through 16 years of age category totaling **12,390** or **23.0%** and outnumbering their female counterparts who totaled **5,527** or **10.3%** of the juveniles in this age category.

The chart depicts these numbers graphically and shows that they decrease as juveniles age as shown in the 19 and over years of age category which had the fewest referrals **2,463**, or **1.52%** reported for juveniles whose ages were known at the time of referral.

**TENNESSEE COUNCIL OF JUVENILE AND FAMILY COURT JUDGES  
2006 ANNUAL JUVENILE COURT STATISTICAL REPORT**

**Referrals by Age Group, Race, and Sex for CY 2006**

	White Male	African American Male	Other Race Male	White Female	African American Female	Other Race Female	Unknown Race or Sex	Total	% of Total Referrals
Birth through Age 10	9,676	4,761	576	9,300	4,467	568	3,477	32,825	20.31%
Ages 11 and 12	2,747	2,149	92	1,960	1,156	85	411	8,600	5.32%
Ages 13 and 14	8,436	5,891	205	4,985	3,189	166	718	23,590	14.59%
Ages 15 and 16	21,828	12,390	519	11,830	5,527	245	1,424	53,763	33.26%
Ages 17 and 18	19,213	8,194	398	8,572	2,807	193	1,012	40,389	24.99%
Ages 19 and Over	989	368	15	541	194	4	352	2,463	1.52%
Unknown Age	0	0	0	0	1	0	0	1	0.00%
<b>All Age Group Totals</b>	<b>62,889</b>	<b>33,753</b>	<b>1,805</b>	<b>37,188</b>	<b>17,341</b>	<b>1,261</b>	<b>7,394</b>	<b>161,631</b>	



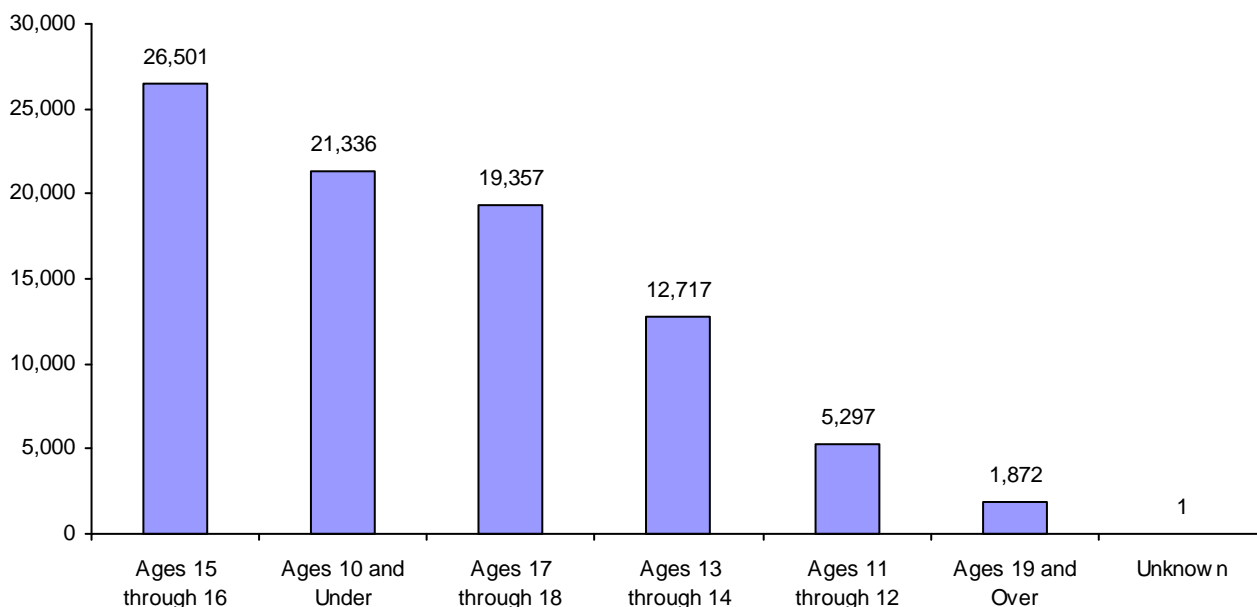
## TENNESSEE COUNCIL OF JUVENILE AND FAMILY COURT JUDGES 2006 ANNUAL JUVENILE COURT STATISTICAL REPORT

### CHILDREN REFERRED BY AGE GROUP, RACE, AND SEX FOR CY 2006

Refer to the chart below to see statistics for the number of individual children that were referred to juvenile courts by age, race, and sex in 2006. The 2006 data indicated that the largest number of children fall within the 15 through 16 years of age category. The largest number of children referred totaling **26,501**, representing **30.4%**, fall within the 15 through 16 years of age category. White males represented the greatest number of those children in this age category totaling **10,858**, or **41.0%** and outnumbering their female counterparts who totaled **6,601** representing **24.9%** of the juvenile court population in the 15 through 16 years of age category. African American males represented the third largest number of children referred in the 15 through 16 years of age category totaling **4,983** or **18.8%** outnumbering their female counterparts who totaled **2,988** or **11.3%** of juveniles referred in this age category.

Juveniles in the ages 19 and over category had the lowest number of children referred **1,872** or **2.1%** of those whose ages were known at the time of referral.

	White Male	African American Male	Other Race Male	White Female	African American Female	Other Race Female	Unknown Race or Sex	Total	% of All Children Referred
Birth through Age 10	5,764	3,587	375	5,525	3,429	333	2,323	21,336	24.50%
Ages 11 and 12	1,616	1,331	60	1,126	830	55	279	5,297	6.08%
Ages 13 and 14	4,329	2,972	119	2,820	1,960	95	422	12,717	14.60%
Ages 15 and 16	10,858	4,983	240	6,601	2,988	137	694	26,501	30.43%
Ages 17 and 18	9,072	3,065	151	4,945	1,513	110	501	19,357	22.23%
Ages 19 and Over	752	282	9	374	147	3	305	1,872	2.15%
Unknown Age	0	0	0	0	1	0	0	1	0.00%
<b>All Age Group Totals</b>	<b>32,391</b>	<b>16,220</b>	<b>954</b>	<b>21,391</b>	<b>10,868</b>	<b>733</b>	<b>4,524</b>	<b>87,081</b>	



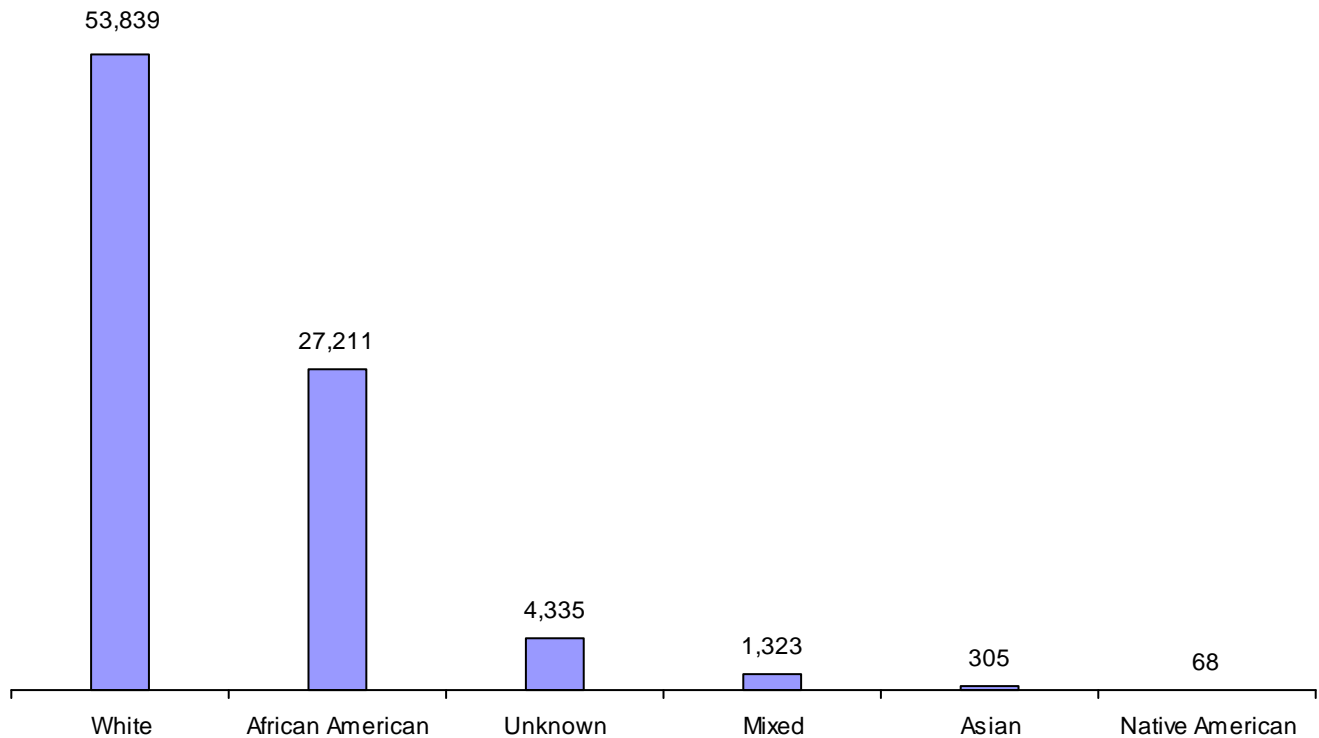
**TENNESSEE COUNCIL OF JUVENILE AND FAMILY COURT JUDGES  
2006 ANNUAL JUVENILE COURT STATISTICAL REPORT**

**Children Referred by Race and Sex for CY 2006**

The Children Referred by Race and Sex table shows the number of children by race and sex who were referred to juvenile court in 2006.

White males (**32,391**) outnumbered their female (**21,391**) counterparts and represented **37.2%** as opposed to **24.6%** of the juvenile court population (**87,081**) as a whole. African American males (**16,220**) represented **18.6%** of the juvenile court population and outnumbered their female (**10,868**) counterparts and represented **12.5%** of the juvenile court population. These percentages are consistent with years 1995 through 2005.

	Male	Female	Unknown	Total
<b>White</b>	<b>32,391</b>	<b>21,391</b>	<b>57</b>	<b>53,839</b>
<b>African American</b>	<b>16,220</b>	<b>10,868</b>	<b>123</b>	<b>27,211</b>
<b>Native American</b>	<b>39</b>	<b>29</b>	<b>0</b>	<b>68</b>
<b>Asian</b>	<b>181</b>	<b>122</b>	<b>2</b>	<b>305</b>
<b>Mixed</b>	<b>734</b>	<b>582</b>	<b>7</b>	<b>1,323</b>
<b>Unknown Race</b>	<b>2,231</b>	<b>1,487</b>	<b>617</b>	<b>4,335</b>
	<b>51,796</b>	<b>34,479</b>	<b>806</b>	<b>87,081</b>



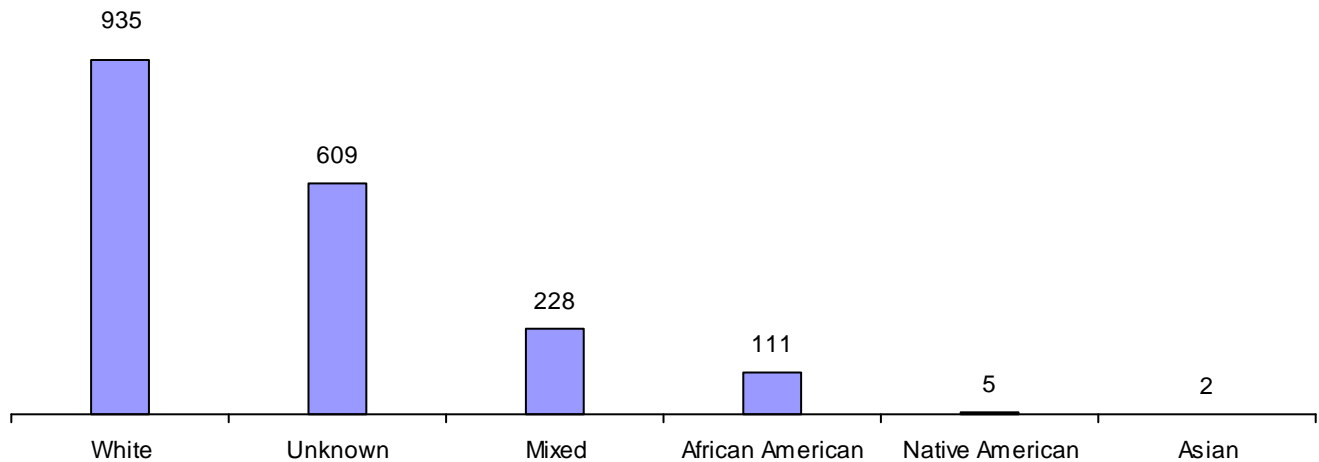
**TENNESSEE COUNCIL OF JUVENILE AND FAMILY COURT JUDGES  
2006 ANNUAL JUVENILE COURT STATISTICAL REPORT**

**Children of Hispanic Origin by Race and Sex for CY 2006**

The Children of Hispanic Origin by Race and Sex for CY 2006 table shows the number of children that were referred to juvenile court in 2006. All racial categories may contain juveniles who were considered to be of Hispanic origin or ethnicity. Please note that some courts classify Hispanic origin as a race and others treat Hispanic origin as an ethnicity and categorize these juveniles as white. Some courts do not report this data at all which means that data on Hispanic ethnicity or origin is underreported in Tennessee.

The AOC has asked the National Center for Juvenile Justice (NCJJ) for clarification and guidance on the definition of Hispanic origin and how it should be reported. Until the NCJJ issues a definitive answer the AOC sought clarification elsewhere. "The Standards for Maintaining, Collecting, and Presenting Federal Data on Race and Ethnicity (Excerpt from Federal Register, October 30, 1997)" defines Hispanic or Latino as follows: A person of Cuban, Mexican, Puerto Rican, South or Central American, or other Spanish culture or origin, regardless of race. The term, "Spanish origin," can be used in addition to "Hispanic or Latino."

	Male	Female	Unknown	Total
White	602	330	3	935
African American	73	38	0	111
Native American	3	2	0	5
Asian	1	1	0	2
Mixed	141	87	0	228
Unknown	441	167	1	609
	1,261	625	4	1,890



**TENNESSEE COUNCIL OF JUVENILE AND FAMILY COURT JUDGES  
2006 ANNUAL JUVENILE STATISTICAL REPORT**

**COURTS REPORTING THE HIGHEST PERCENTAGE OF MINORITY RACES AND SEX**

Races are currently defined as follows: **White, African American, Native American, Asian,** and **Mixed Race**. The AOC has asked the National Center for Juvenile Justice (NCJJ) for clarification and expansion of these categories based on requests from different juvenile courts. The courts do not feel that their juvenile population is accurately represented when their racial categories are limited to those indicated above.

The information below is quoted directly from the publication, "*Standards for Maintaining, Collecting, and Presenting Federal Data on Race and Ethnicity* (Excerpt from Federal Register, October 30, 1997)", which "provides a minimum standard for maintaining, collecting, and presenting data on race and ethnicity for all Federal reporting purposes. The categories in this classification are social-political constructs and should not be interpreted as being scientific or anthropological in nature. They are not to be used as determinants of eligibility for participation in any Federal program. The standards have been developed to provide a common language for uniformity and comparability in the collection and use of data on race and ethnicity by Federal agencies. The standards have five categories for data on race: **American Indian or Alaska Native, Asian, Black or African American, Native Hawaiian or Other Pacific Islander,** and **White**. There are two categories for data on ethnicity: '**Hispanic or Latino,**' and '**Not Hispanic or Latino.**' "

"1. Categories and Definitions The minimum categories for data on race and ethnicity for Federal statistics, program administrative reporting, and civil rights compliance reporting are defined as follows:

--American Indian or Alaska Native. A person having origins in any of the original peoples of North and South America (including Central America), and who maintains tribal affiliation or community attachment.

--Asian. A person having origins in any of the original peoples of the Far East, Southeast Asia, or the Indian subcontinent including, for example, Cambodia, China, India, Japan, Korea, Malaysia, Pakistan, the Philippine Islands, Thailand, and Vietnam

--Black or African American. A person having origins in any of the black racial groups of Africa. Terms such as "Haitian" or "Negro" can be used in addition to "Black or African American."

--Hispanic or Latino. A person of Cuban, Mexican, Puerto Rican, South or Central American, or other Spanish culture or origin, regardless of race. The term, "Spanish origin," can be used in addition to "Hispanic or Latino."

--Native Hawaiian or Other Pacific Islander. A person having origins in any of the original peoples of Hawaii, Guam, Samoa, or other Pacific Islands.

-- White. A person having origins in any of the original peoples of Europe, the Middle East, or North Africa."

**TENNESSEE COUNCIL OF JUVENILE AND FAMILY COURT JUDGES  
2006 ANNUAL JUVENILE STATISTICAL REPORT**

The immigrant population in Tennessee has increased so much that the juvenile courts have found that there has been a corresponding increase in the number of juveniles of different nationalities and races coming before them. The courts have asked that the racial categories be expanded to reflect individuals of Middle Eastern descent, for example, who are now being classified as White, African American, or Asian as there is no accurate category in which to report these statistics except as noted. The federal standard states that these juveniles would be included in the White category, but the courts would like the statistics to reflect the juvenile population in their jurisdiction more definitively so they can identify areas of need for resource allocation and intervention practices.

**Courts with the Highest Percentage of Minority Races Referred**

<b>Court</b>	<b>Percentage</b>
Haywood	88.30%
Shelby	84.65%
Hardeman	75.13%
Madison	71.82%
Davidson	70.52%

# **TENNESSEE ANNUAL JUVENILE COURT**

## **STATISTICAL REPORT**

### **PART II**



This page left intentionally blank

**TENNESSEE COUNCIL OF JUVENILE AND FAMILY COURT JUDGES  
2006 ANNUAL JUVENILE STATISTICAL REPORT**

**NUMBER OF INDIVIDUAL CHILDREN, CASES, AND REFERRAL COUNTS BY COURT  
CY 2006**

The juvenile courts reporting the largest number of children referred whose cases were disposed in CY 2006 were Shelby County/Memphis (**14,205**) who reported the highest number, Davidson County/Nashville (**8,528**), Knox County/Knoxville (**6,027**), Hamilton County/Chattanooga (**4,003**) and Blount County (**2,199**). Hancock County had the lowest number of children referred (**42**) whose cases were disposed in 2006. These statistics and those for each court are reported in this portion of the report.

The reader should note that the definition of case is as follows: "All referral reasons/charges reported to the court (via complaint, petition, motion, etc.) on a given day for a given child." It is also important to be aware that the juvenile data is counted based on the date of disposition. This is the date that the case is disposed or adjudicated by the juvenile court and then reported to the TCJFCJ during calendar year 2006.

**TENNESSEE COUNCIL OF JUVENILE AND FAMILY COURT JUDGES  
2006 ANNUAL JUVENILE COURT STATISTICAL REPORT**

**Child, Case, and Referral Counts by Court for CY 2006**

<b>Court</b>	<b>Children</b>	<b>Cases</b>	<b>Referral Reasons</b>
Anderson	1,431	1,723	2,117
Bedford	286	359	569
Benton	380	448	465
Bledsoe	159	224	293
Blount	2,199	4,741	9,469
Bradley	687	986	1,258
Bristol	713	1,062	1,228
Campbell	370	372	372
Cannon	184	285	286
Carroll	275	305	478
Carter	493	619	700
Cheatham	598	746	848
Chester	268	321	366
Claiborne	221	315	328
Clay	161	320	586
Cocke	981	1,971	2,041
Coffee	306	329	416
Crockett	63	89	130
Cumberland	640	701	741
Davidson	8,528	15,228	19,327
Decatur	124	161	180
DeKalb	191	250	273
Dickson	637	930	1,023
Dyer	452	859	1,050
Fayette	307	356	413
Fentress	177	248	274
Franklin	278	444	529
Gibson	1,035	1,464	1,626
Giles	439	673	857
Grainger	582	584	649
Greene	807	1,241	1,351
Grundy	280	615	716
Hamblen	859	1,683	1,848
Hamilton	4,003	5,953	6,810
Hancock	42	66	68
Hardeman	571	660	859
Hardin	257	372	395
Hawkins	1,196	1,857	1,984
Haywood	1,103	1,657	1,814
Henderson	689	1,067	1,365
Henry	195	265	327
Hickman	370	437	504
Houston	94	196	204
Humphreys	447	1,300	1,718
Jackson	166	332	356
Jefferson	940	1,757	1,851
Johnson	296	306	427
Johnson City	1,262	1,941	2,330
Knox	6,027	9,714	11,932
Lake	157	237	266

**TENNESSEE COUNCIL OF JUVENILE AND FAMILY COURT JUDGES  
2006 ANNUAL JUVENILE COURT STATISTICAL REPORT**

**Child, Case, and Referral Counts by Court for CY 2006**

<b>Court</b>	<b>Children</b>	<b>Cases</b>	<b>Referral Reasons</b>
Lauderdale	1,164	1,940	2,085
Lawrence	722	850	850
Lewis	147	163	190
Lincoln	392	555	743
Loudon	810	1,040	1,134
Macon	415	609	668
Madison	809	1,067	1,377
Marion	385	385	466
Marshall	476	650	929
Maury	1,188	2,071	2,296
McMinn	488	593	820
McNairy	522	530	564
Meigs	95	96	108
Monroe	773	1,250	1,322
Montgomery	2,198	2,539	3,511
Moore	59	63	68
Morgan	210	300	300
Obion	309	397	555
Overton	345	526	575
Perry	147	250	254
Pickett	61	73	76
Polk	101	105	130
Putnam	1,339	2,149	2,654
Rhea	81	84	93
Roane	280	413	490
Robertson	1,390	2,250	2,523
Rutherford	1,534	2,225	2,899
Scott	281	285	285
Sequatchie	100	136	162
Sevier	1,513	3,183	3,355
Shelby	14,205	19,195	23,111
Smith	228	330	374
Stewart	210	368	429
Sullivan Div I	834	1,333	1,450
Sullivan Div II	1,135	1,537	1,720
Sumner	2,186	3,668	4,189
Tipton	411	529	706
Trousdale	204	287	342
Unicoi	335	417	471
Union	418	582	669
Van Buren	55	59	66
Warren	719	1,032	1,432
Washington	760	1,159	1,329
Wayne	284	377	470
Weakley	382	456	517
White	198	219	282
Williamson	2,129	3,442	4,475
Wilson	1,128	1,915	2,100
<b>Totals</b>	<b>87,081</b>	<b>132,451</b>	<b>161,631</b>

This page left intentionally blank

**TENNESSEE COUNCIL OF JUVENILE AND FAMILY COURT JUDGES  
2006 ANNUAL JUVENILE STATISTICAL REPORT**

**COMPARISON OF CHILD, CASE, AND REFERRAL COUNTS BY COURT CYs 2005 AND 2006**

The Comparison of Child, Case and Referral Counts by Court depicted on the following pages compares the 2005 total number of children, cases and referral counts by court to the corresponding totals in 2006. Davidson County, one of the largest counties in the State, reported 2005 juvenile court data in a summarized fashion which meant that their data could not be included in the 2005 database or used in most of the tables created that year. As the data for this table were total numbers, Davidson County was included in this particular comparison.

Davidson County 2005 Juvenile Court Statistical Data can be found in an addendum to the 2005 Annual Juvenile Statistical Report at this site:

[http://www.tennessee.gov/tcjfcj/reports/TCJFCJ\\_Annual\\_Reports/2005\\_TCJFCJ\\_Annual\\_Report.pdf](http://www.tennessee.gov/tcjfcj/reports/TCJFCJ_Annual_Reports/2005_TCJFCJ_Annual_Report.pdf)

**TENNESSEE COUNCIL OF JUVENILE AND FAMILY COURT JUDGES  
2006 ANNUAL JUVENILE COURT STATISTICAL REPORT**

**Child, Case and Referral Counts by Court for Previous CY 2005 and CY 2006**

<b>Court</b>	<b>Children 2005</b>	<b>Children 2006</b>	<b>Cases 2005</b>	<b>Cases 2006</b>	<b>Referrals 2005</b>	<b>Referrals 2006</b>
Anderson	858	1,431	1,031	1,723	1,286	2,117
Bedford	329	286	386	359	647	569
Benton	256	380	327	448	357	465
Bledsoe	174	159	240	224	306	293
Blount	2,068	2,199	2,872	4,741	7,126	9,469
Bradley	725	687	1,188	986	1,623	1,258
Bristol	818	713	1,206	1,062	1,388	1,228
Campbell	514	370	515	372	515	372
Cannon	172	184	304	285	304	286
Carroll	245	275	263	305	449	478
Carter	656	493	917	619	1,007	700
Cheatham	624	598	809	746	921	848
Chester	239	268	272	321	296	366
Claiborne	303	221	556	315	600	328
Clay	100	161	172	320	307	586
Cocke	981	981	1,864	1,971	2,557	2,041
Coffee	371	306	479	329	588	416
Crockett	89	63	118	89	154	130
Cumberland	647	640	709	701	769	741
Davidson *	9,143	8,528	14,476	15,228	17,732	19,327
Decatur	144	124	165	161	182	180
DeKalb	180	191	222	250	240	273
Dickson	739	637	988	930	1,098	1,023
Dyer	454	452	873	859	1,066	1,050
Fayette	272	307	294	356	313	413
Fentress	168	177	247	248	271	274
Franklin	355	278	472	444	500	529
Gibson	1,091	1,035	1,563	1,464	1,659	1,626
Giles	470	439	682	673	960	857
Grainger	439	582	440	584	473	649
Greene	950	807	1,545	1,241	1,665	1,351
Grundy	323	280	803	615	886	716
Hamblen	846	859	1,565	1,683	1,740	1,848
Hamilton	3,819	4,003	5,434	5,953	6,106	6,810
Hancock	64	42	91	66	94	68
Hardeman	369	571	437	660	608	859
Hardin	275	257	459	372	486	395
Hawkins	1,142	1,196	1,858	1,857	2,043	1,984
Haywood	1,045	1,103	2,280	1,657	2,508	1,814
Henderson	693	689	1,093	1,067	1,450	1,365
Henry	258	195	337	265	395	327
Hickman	378	370	448	437	486	504
Houston	69	94	124	196	124	204
Humphreys	337	447	652	1,300	720	1,718
Jackson	161	166	319	332	439	356
Jefferson	949	940	1,895	1,757	2,028	1,851
Johnson	387	296	413	306	507	427
Johnson City	1,560	1,262	2,465	1,941	2,924	2,330
Knox	4,950	6,027	7,327	9,714	9,220	11,932
Lake	103	157	144	237	167	266

\* Davidson County supplied the 2005 data specifically for this report.

**TENNESSEE COUNCIL OF JUVENILE AND FAMILY COURT JUDGES  
2006 ANNUAL JUVENILE COURT STATISTICAL REPORT**

**Child, Case and Referral Counts by Court for Previous CY 2005 and CY 2006**

<b>Court</b>	<b>Children 2005</b>	<b>Children 2006</b>	<b>Cases 2005</b>	<b>Cases 2006</b>	<b>Referrals 2005</b>	<b>Referrals 2006</b>
Lauderdale	933	1,164	1,614	1,940	1,724	2,085
Lawrence	862	722	1,013	850	1,013	850
Lewis	132	147	150	163	240	190
Lincoln	384	392	526	555	734	743
Loudon	674	810	878	1,040	1,003	1,134
Macon	510	415	766	609	904	668
Madison	835	809	1,125	1,067	1,400	1,377
Marion	320	385	320	385	357	466
Marshall	548	476	758	650	990	929
Maury	1,365	1,188	2,250	2,071	2,505	2,296
McMinn	496	488	591	593	783	820
McNairy	458	522	468	530	497	564
Meigs	105	95	105	96	108	108
Monroe	752	773	1,219	1,250	1,287	1,322
Montgomery	1,917	2,198	2,198	2,539	2,893	3,511
Moore	51	59	52	63	52	68
Morgan	247	210	408	300	417	300
Obion	361	309	484	397	679	555
Overton	237	345	301	526	323	575
Perry	86	147	88	250	112	254
Pickett	52	61	64	73	64	76
Polk	25	101	26	105	28	130
Putnam	256	1,339	303	2,149	358	2,654
Rhea	100	81	101	84	105	93
Roane	267	280	363	413	427	490
Robertson	1,402	1,390	2,547	2,250	2,858	2,523
Rutherford	1,571	1,534	1,929	2,225	2,720	2,899
Scott	262	281	262	285	288	285
Sequatchie	152	100	182	136	203	162
Sevier	1,896	1,513	3,071	3,183	3,449	3,355
Shelby	15,561	14,205	21,211	19,195	25,217	23,111
Smith	217	228	360	330	418	374
Stewart	193	210	343	368	402	429
Sullivan Div I	783	834	1,218	1,333	1,354	1,450
Sullivan Div II	849	1,135	1,139	1,537	1,285	1,720
Sumner	1,953	2,186	3,177	3,668	3,762	4,189
Tipton	210	411	289	529	495	706
Trousdale	216	204	292	287	337	342
Unicoi	170	335	192	417	202	471
Union	350	418	519	582	608	669
Van Buren	59	55	60	59	67	66
Warren	701	719	974	1,032	1,279	1,432
Washington	609	760	873	1,159	955	1,329
Wayne	348	284	508	377	606	470
Weakley	381	382	454	456	519	517
White	139	198	167	219	199	282
Williamson	1,666	2,129	2,455	3,442	3,089	4,475
Wilson	1,141	1,128	1,752	1,915	1,862	2,100
<b>Totals</b>	<b>85,104</b>	<b>87,081</b>	<b>124,484</b>	<b>132,451</b>	<b>151,467</b>	<b>161,631</b>



This page left intentionally blank

**TENNESSEE COUNCIL OF JUVENILE AND FAMILY COURT JUDGES  
2006 ANNUAL JUVENILE STATISTICAL REPORT**

**CHILDREN REFERRED TO JUVENILE COURT BY RACE, SEX, AND COURT FOR CY 2006**

The next table depicts the number of children referred to juvenile court by race, sex and court in 2006. Knox County reported the largest number of White Males **(2,140)**, Shelby County reported the largest number of African American Males **(6,936)**, Lauderdale County reported the largest number of Native American Males **(7)** and Davidson County reported the largest number of Asian Males **(48)**, and Mixed Race Males **(115)**.

Knox County reported the largest number of White Females **(1,613)**, Shelby County reported the largest number of African American Females **(4,708)**, Lauderdale County reported the largest number of Native American Females **(5)**, and Davidson County reported the largest number of Asian Females **(28)**, and Mixed Race Females **(85)**.

**TENNESSEE COUNCIL OF JUVENILE AND FAMILY COURT JUDGES  
2006 ANNUAL JUVENILE COURT STATISTICAL REPORT**

**Children Referred to Juvenile Court by Race, Sex, and Court for CY 2006**

WM = White Male	AAM = African American Male	NAM = Native American Male
AM = Asian Male	MRM = Mixed Race Male	UM = Unknown Race Male
WF = White Female	AAF = African American Female	NAF = Native American Female
AF = Asian Female	MRF = Mixed Race Female	UF = Unknown Race Female
WU = White Unknown Sex	AAU = African American Unknown Sex	NAU = Native American Unknown Sex
AU = Asian Unknown Sex	MRU = Mixed Race Unknown Sex	UU = Unknown Race Unknown Sex

Court	WM	AAM	NAM	AM	MRM	UM	WF	AAF	NAF	AF	MRF	UF	WU	AAU	NAU	AU	MRU	UU	Total
Anderson	791	117	2	2	6	48	390	39	0	3	5	20	0	1	0	0	0	7	1,431
Bedford	147	27	0	0	2	1	91	17	0	1	0	0	0	0	0	0	0	0	286
Benton	209	10	0	0	1	0	152	8	0	0	0	0	0	0	0	0	0	0	380
Bledsoe	82	8	0	0	5	0	60	2	0	0	2	0	0	0	0	0	0	0	159
Blount	1,077	110	1	2	25	4	868	69	2	1	28	8	0	0	0	0	0	4	2,199
Bradley	404	40	1	0	6	7	210	11	0	0	5	3	0	0	0	0	0	0	687
Bristol	380	14	0	1	1	8	290	10	0	0	4	4	0	0	0	0	0	1	713
Campbell	237	2	0	0	0	0	131	0	0	0	0	0	0	0	0	0	0	0	370
Cannon	106	2	0	0	4	0	66	1	0	0	5	0	0	0	0	0	0	0	184
Carroll	162	17	0	1	3	1	79	10	0	0	1	1	0	0	0	0	0	0	275
Carter	263	6	0	0	2	4	212	1	0	0	0	5	0	0	0	0	0	0	493
Cheatham	364	12	0	0	2	0	218	1	0	0	1	0	0	0	0	0	0	0	598
Chester	145	26	0	0	3	1	68	22	0	0	2	1	0	0	0	0	0	0	268
Claiborne	141	1	0	0	0	0	75	3	0	0	0	1	0	0	0	0	0	0	221
Clay	109	0	0	0	0	4	46	1	0	0	0	1	0	0	0	0	0	0	161
Cocke	478	21	1	0	1	15	431	13	0	0	4	10	2	0	0	0	1	4	981
Coffee	181	19	0	0	0	0	97	8	0	1	0	0	0	0	0	0	0	0	306
Crockett	20	9	0	0	1	2	23	3	0	0	1	4	0	0	0	0	0	0	63
Cumberland	342	1	0	1	0	53	196	1	0	1	0	33	3	0	0	0	0	9	640
Davidson	1,409	2,741	3	48	115	582	1,103	1,889	3	28	85	350	2	12	0	1	2	155	8,528
Decatur	80	4	0	0	4	0	30	2	0	0	4	0	0	0	0	0	0	0	124
DeKalb	125	3	0	0	0	2	60	0	0	0	0	1	0	0	0	0	0	0	191
Dickson	271	36	0	0	2	55	197	16	0	0	5	29	0	7	0	0	1	18	637
Dyer	185	121	0	1	1	8	82	52	0	0	0	2	0	0	0	0	0	0	452
Fayette	59	94	0	0	0	13	40	76	0	0	0	11	0	6	0	0	0	8	307
Fentress	129	3	0	0	0	0	45	0	0	0	0	0	0	0	0	0	0	0	177
Franklin	168	19	0	0	1	0	80	10	0	0	0	0	0	0	0	0	0	0	278
Gibson	233	269	0	0	14	35	171	189	0	0	9	38	1	17	0	0	2	57	1,035
Giles	226	48	0	2	4	2	123	30	0	1	3	0	0	0	0	0	0	0	439
Grainger	342	1	0	0	8	1	225	0	0	0	5	0	0	0	0	0	0	0	582
Greene	501	10	0	0	8	6	270	8	0	0	2	2	0	0	0	0	0	0	807
Grundy	169	1	0	0	0	0	110	0	0	0	0	0	0	0	0	0	0	0	280
Hamblen	426	51	0	0	5	4	335	24	0	0	10	3	0	0	0	0	0	1	859
Hamilton	1,065	1,227	4	5	18	32	708	890	1	6	16	25	2	0	0	0	0	4	4,003
Hancock	20	0	0	0	0	0	21	0	0	1	0	0	0	0	0	0	0	0	42
Hardeman	95	161	0	2	1	28	47	93	0	3	2	31	0	51	0	1	0	56	571
Hardin	153	11	0	0	0	2	85	6	0	0	0	0	0	0	0	0	0	0	257
Hawkins	665	7	0	0	0	0	512	7	0	0	4	1	0	0	0	0	0	0	1,196
Haywood	59	473	0	0	2	0	70	493	0	2	3	1	0	0	0	0	0	0	1,103
Henderson	330	38	0	0	35	1	230	27	0	1	27	0	0	0	0	0	0	0	689
Henry	95	23	0	0	0	6	61	6	0	0	0	4	0	0	0	0	0	0	195
Hickman	230	5	0	0	4	0	126	2	0	0	3	0	0	0	0	0	0	0	370
Houston	47	9	0	0	6	2	25	2	0	0	3	0	0	0	0	0	0	0	94
Humphreys	212	11	3	1	5	16	173	5	1	1	4	8	2	0	0	0	0	5	447
Jackson	107	0	2	0	1	0	56	0	0	0	0	0	0	0	0	0	0	0	166
Jefferson	462	11	0	0	3	59	318	9	0	0	2	41	3	0	0	0	0	32	940
Johnson	190	0	0	0	0	0	98	7	0	1	0	0	0	0	0	0	0	0	296
Johnson City	576	89	1	1	42	3	451	51	1	1	36	7	0	0	0	0	0	3	1,262
Knox	2,140	640	1	4	52	473	1,613	432	0	2	42	397	22	20	0	0	1	188	6,027
Lake	67	25	0	0	8	2	37	13	0	0	0	3	0	0	0	0	0	2	157

**TENNESSEE COUNCIL OF JUVENILE AND FAMILY COURT JUDGES  
2006 ANNUAL JUVENILE COURT STATISTICAL REPORT**

**Children Referred to Juvenile Court by Race, Sex, and Court for CY 2006**

WM = White Male	AAM = African American Male	NAM = Native American Male
AM = Asian Male	MRM = Mixed Race Male	UM = Unknown Race Male
WF = White Female	AAF = African American Female	NAF = Native American Female
AF = Asian Female	MRF = Mixed Race Female	UF = Unknown Race Female
WU = White Unknown Sex	AAU = African American Unknown Sex	NAU = Native American Unknown Sex
AU = Asian Unknown Sex	MRU = Mixed Race Unknown Sex	UU = Unknown Race Unknown Sex

Court	WM	AAM	NAM	AM	MRM	UM	WF	AAF	NAF	AF	MRF	UF	WU	AAU	NAU	AU	MRU	UU	Total
Lauderdale	244	341	7	0	11	3	244	300	5	0	4	5	0	0	0	0	0	0	1,164
Lawrence	408	22	0	0	0	0	279	13	0	0	0	0	0	0	0	0	0	0	722
Lewis	85	11	0	0	3	0	47	0	0	0	1	0	0	0	0	0	0	0	147
Lincoln	203	39	0	0	2	0	118	28	0	2	0	0	0	0	0	0	0	0	392
Loudon	495	11	0	0	0	0	301	3	0	0	0	0	0	0	0	0	0	0	810
Macon	250	1	0	0	0	0	163	0	0	0	0	1	0	0	0	0	0	0	415
Madison	151	385	0	0	1	0	77	194	0	1	0	0	0	0	0	0	0	0	809
Marion	217	21	0	0	0	0	140	7	0	0	0	0	0	0	0	0	0	0	385
Marshall	255	37	0	0	9	5	130	30	0	0	7	3	0	0	0	0	0	0	476
Maury	489	173	0	2	16	28	326	116	0	0	13	23	1	0	0	0	0	1	1,188
McMinn	287	33	0	1	0	1	153	13	0	0	0	0	0	0	0	0	0	0	488
McNairy	270	57	1	0	3	0	173	18	0	0	0	0	0	0	0	0	0	0	522
Meigs	60	0	0	0	0	0	34	1	0	0	0	0	0	0	0	0	0	0	95
Monroe	410	11	0	1	13	3	319	10	0	0	4	2	0	0	0	0	0	0	773
Montgomery	794	422	4	18	96	22	493	242	1	16	70	18	0	0	0	0	0	2	2,198
Moore	34	1	0	1	2	0	19	1	0	0	1	0	0	0	0	0	0	0	59
Morgan	127	0	0	0	0	0	81	1	0	0	1	0	0	0	0	0	0	0	210
Obion	170	26	0	0	1	0	97	14	0	0	1	0	0	0	0	0	0	0	309
Overton	207	1	0	0	0	1	134	0	0	0	2	0	0	0	0	0	0	0	345
Perry	74	11	1	0	0	0	61	0	0	0	0	0	0	0	0	0	0	0	147
Pickett	40	1	0	0	0	0	20	0	0	0	0	0	0	0	0	0	0	0	61
Polk	79	1	0	0	0	0	20	1	0	0	0	0	0	0	0	0	0	0	101
Putnam	719	47	1	4	6	87	413	12	2	0	6	34	2	0	0	0	0	6	1,339
Rhea	42	1	0	0	0	0	34	4	0	0	0	0	0	0	0	0	0	0	81
Roane	150	12	0	0	1	1	110	3	0	0	3	0	0	0	0	0	0	0	280
Robertson	545	157	1	0	7	169	276	107	2	0	14	81	6	8	0	0	0	17	1,390
Rutherford	679	263	0	19	8	25	386	114	0	9	6	25	0	0	0	0	0	0	1,534
Scott	174	4	0	0	0	0	103	0	0	0	0	0	0	0	0	0	0	0	281
Sequatchie	64	0	0	0	0	0	36	0	0	0	0	0	0	0	0	0	0	0	100
Sevier	861	17	0	0	2	16	600	3	1	0	2	11	0	0	0	0	0	0	1,513
Shelby	1,321	6,936	3	39	49	148	860	4,708	3	25	50	63	0	0	0	0	0	0	14,205
Smith	122	7	0	0	3	1	91	2	0	0	2	0	0	0	0	0	0	0	228
Stewart	122	3	0	0	2	1	75	4	0	0	1	2	0	0	0	0	0	0	210
Sullivan Div I	441	1	0	0	0	1	390	1	0	0	0	0	0	0	0	0	0	0	834
Sullivan Div II	589	57	0	3	10	6	418	35	0	1	11	5	0	0	0	0	0	0	1,135
Sumner	1,094	164	2	3	37	51	635	103	1	5	31	41	2	0	0	0	0	17	2,186
Tipton	187	72	0	0	1	5	100	42	0	2	0	2	0	0	0	0	0	0	411
Trousdale	106	9	0	0	9	0	67	10	0	0	3	0	0	0	0	0	0	0	204
Unicoi	191	0	0	0	3	4	134	1	0	0	1	1	0	0	0	0	0	0	335
Union	251	1	0	0	1	0	164	1	0	0	0	0	0	0	0	0	0	0	418
Van Buren	41	0	0	0	0	0	14	0	0	0	0	0	0	0	0	0	0	0	55
Warren	428	21	0	1	4	0	254	11	0	0	0	0	0	0	0	0	0	0	719
Washington	374	11	0	0	3	59	239	1	0	0	1	58	3	0	0	0	0	11	760
Wayne	102	1	0	0	0	54	92	2	0	0	0	32	0	0	0	0	0	1	284
Weakley	194	35	0	0	5	4	132	9	0	0	3	0	0	0	0	0	0	0	382
White	126	0	0	0	3	0	66	1	0	0	2	0	0	0	0	0	0	0	198
Williamson	1,097	118	0	16	19	51	666	86	3	7	18	33	6	1	0	0	0	8	2,129
Wilson	548	105	0	2	3	5	402	57	3	0	1	2	0	0	0	0	0	0	1,128
<b>Totals</b>	<b>32,391</b>	<b>16,220</b>	<b>39</b>	<b>181</b>	<b>734</b>	<b>2,231</b>	<b>21,391</b>	<b>10,868</b>	<b>29</b>	<b>122</b>	<b>582</b>	<b>1,487</b>	<b>57</b>	<b>123</b>	<b>0</b>	<b>2</b>	<b>7</b>	<b>617</b>	<b>87,081</b>

This page left intentionally blank

**TENNESSEE COUNCIL OF JUVENILE AND FAMILY COURT JUDGES  
2006 ANNUAL JUVENILE STATISTICAL REPORT**

**CHILDREN BY RACE, SEX, AND COURT UNDER AGE 18 AT TIME OF REFERRAL FOR CY  
2006**

The Children by Race, Sex and Court Under Age 18 at Time of Referral for CY 2006 table shows that Knox County reported the largest number of White Males **(2,072)**, Shelby County reported the largest number of African American Males **(6,865)**, Lauderdale County reported the largest number of Native American Males **(6)** and Davidson County reported the largest number of Asian Males **(45)**, and Mixed Race Males **(115)**.

Knox County reported the largest number of White Females **(1,568)**, Shelby County reported the largest number of African American Females **(4,680)**, Lauderdale County reported the largest number of Native American Females **(5)**, and Davidson County reported the largest number of Asian Females **(28)**, and Mixed Race Females **(84)**.

**TENNESSEE COUNCIL OF JUVENILE AND FAMILY COURT JUDGES  
2006 ANNUAL JUVENILE COURT STATISTICAL REPORT**

**Children by Race, Sex, and Court Under Age 18 at Time of Referral for CY 2006**

WM = White Male	AAM = African American Male	NAM = Native American Male
AM = Asian Male	MRM = Mixed Race Male	UM = Unknown Race Male
WF = White Female	AAF = African American Female	NAF = Native American Female
AF = Asian Female	MRF = Mixed Race Female	UF = Unknown Race Female
WU = White Unknown Sex	AAU = African American Unknown Sex	NAU = Native American Unknown Sex
AU = Asian Unknown Sex	MRU = Mixed Race Unknown Sex	UU = Unknown Race Unknown Sex

Court	WM	AAM	NAM	AM	MRM	UM	WF	AAF	NAF	AF	MRF	UF	WU	AAU	NAU	AU	MRU	UU	Total
Anderson	448	40	1	0	5	15	281	28	0	1	4	15	0	0	0	0	0	0	838
Bedford	144	26	0	0	2	1	89	17	0	1	0	0	0	0	0	0	0	0	280
Benton	206	10	0	0	1	0	148	8	0	0	0	0	0	0	0	0	0	0	373
Bledsoe	79	7	0	0	5	0	57	2	0	0	2	0	0	0	0	0	0	0	152
Blount	1,042	103	1	2	25	4	850	65	2	1	28	8	0	0	0	0	0	4	2,135
Bradley	397	40	1	0	6	6	207	11	0	0	5	3	0	0	0	0	0	0	676
Bristol	374	14	0	1	1	8	287	9	0	0	4	4	0	0	0	0	0	1	703
Campbell	234	2	0	0	0	0	131	0	0	0	0	0	0	0	0	0	0	0	367
Cannon	100	2	0	0	4	0	65	1	0	0	5	0	0	0	0	0	0	0	177
Carroll	159	17	0	1	3	1	78	10	0	0	1	1	0	0	0	0	0	0	271
Carter	253	6	0	0	2	4	210	1	0	0	0	5	0	0	0	0	0	0	481
Cheatham	364	12	0	0	2	0	216	0	0	0	1	0	0	0	0	0	0	0	595
Chester	141	26	0	0	3	1	67	22	0	0	2	1	0	0	0	0	0	0	263
Claiborne	137	1	0	0	0	0	75	3	0	0	0	1	0	0	0	0	0	0	217
Clay	97	0	0	0	0	3	41	1	0	0	0	0	0	0	0	0	0	0	142
Cocke	466	21	1	0	1	14	413	12	0	0	4	10	2	0	0	0	1	4	949
Coffee	179	19	0	0	0	0	95	8	0	1	0	0	0	0	0	0	0	0	302
Crockett	20	8	0	0	0	2	23	3	0	0	1	4	0	0	0	0	0	0	61
Cumberland	337	1	0	1	0	52	192	1	0	1	0	32	3	0	0	0	0	9	629
Davidson	1,334	2,605	3	45	115	564	1,073	1,841	3	28	84	342	2	11	0	1	2	148	8,201
Decatur	76	4	0	0	4	0	30	2	0	0	4	0	0	0	0	0	0	0	120
DeKalb	124	3	0	0	0	2	59	0	0	0	0	1	0	0	0	0	0	0	189
Dickson	248	32	0	0	2	44	191	12	0	0	5	26	0	6	0	0	1	18	585
Dyer	183	121	0	1	1	8	82	51	0	0	0	2	0	0	0	0	0	0	449
Fayette	59	87	0	0	0	13	38	72	0	0	0	11	0	6	0	0	0	8	294
Fentress	124	2	0	0	0	0	42	0	0	0	0	0	0	0	0	0	0	0	168
Franklin	167	19	0	0	1	0	79	10	0	0	0	0	0	0	0	0	0	0	276
Gibson	229	259	0	0	14	32	168	179	0	0	9	36	1	17	0	0	2	56	1,002
Giles	223	48	0	2	4	2	122	30	0	1	3	0	0	0	0	0	0	0	435
Grainger	338	1	0	0	8	1	222	0	0	0	5	0	0	0	0	0	0	0	575
Greene	482	10	0	0	8	5	244	6	0	0	2	2	0	0	0	0	0	0	759
Grundy	167	1	0	0	0	0	109	0	0	0	0	0	0	0	0	0	0	0	277
Hamblen	406	46	0	0	5	3	329	22	0	0	10	3	0	0	0	0	0	1	825
Hamilton	1,050	1,208	3	5	18	32	691	869	1	6	16	23	2	0	0	0	0	4	3,928
Hancock	20	0	0	0	0	0	20	0	0	1	0	0	0	0	0	0	0	0	41
Hardeman	93	152	0	2	1	27	47	93	0	3	2	30	0	51	0	1	0	51	553
Hardin	153	11	0	0	0	2	84	6	0	0	0	0	0	0	0	0	0	0	256
Hawkins	643	7	0	0	0	0	498	6	0	0	4	1	0	0	0	0	0	0	1,159
Haywood	58	411	0	0	2	0	68	434	0	2	3	0	0	0	0	0	0	0	978
Henderson	309	35	0	0	33	1	223	24	0	1	26	0	0	0	0	0	0	0	652
Henry	95	23	0	0	0	6	61	6	0	0	0	4	0	0	0	0	0	0	195
Hickman	226	4	0	0	3	0	125	2	0	0	3	0	0	0	0	0	0	0	363
Houston	46	9	0	0	6	2	25	2	0	0	3	0	0	0	0	0	0	0	93
Humphreys	199	11	3	1	5	14	164	3	1	1	4	7	2	0	0	0	0	4	419
Jackson	105	0	2	0	1	0	55	0	0	0	0	0	0	0	0	0	0	0	163
Jefferson	450	11	0	0	3	59	309	9	0	0	2	38	3	0	0	0	0	30	914
Johnson	178	0	0	0	0	0	92	7	0	1	0	0	0	0	0	0	0	0	278
Johnson City	567	88	1	1	42	3	444	51	1	1	35	7	0	0	0	0	0	3	1,244
Knox	2,072	621	1	4	52	470	1,568	427	0	2	42	395	22	20	0	0	1	188	5,885
Lake	66	25	0	0	8	2	37	13	0	0	0	3	0	0	0	0	0	2	156

**TENNESSEE COUNCIL OF JUVENILE AND FAMILY COURT JUDGES  
2006 ANNUAL JUVENILE COURT STATISTICAL REPORT**

**Children by Race, Sex, and Court Under Age 18 at Time of Referral for CY 2006**

WM = White Male	AAM = African American Male	NAM = Native American Male
AM = Asian Male	MRM = Mixed Race Male	UM = Unknown Race Male
WF = White Female	AAF = African American Female	NAF = Native American Female
AF = Asian Female	MRF = Mixed Race Female	UF = Unknown Race Female
WU = White Unknown Sex	AAU = African American Unknown Sex	NAU = Native American Unknown Sex
AU = Asian Unknown Sex	MRU = Mixed Race Unknown Sex	UU = Unknown Race Unknown Sex

Court	WM	AAM	NAM	AM	MRM	UM	WF	AAF	NAF	AF	MRF	UF	WU	AAU	NAU	AU	MRU	UU	Total
Lauderdale	241	322	6	0	11	3	236	279	5	0	4	5	0	0	0	0	0	0	1,112
Lawrence	401	21	0	0	0	0	274	12	0	0	0	0	0	0	0	0	0	0	708
Lewis	83	11	0	0	3	0	46	0	0	0	1	0	0	0	0	0	0	0	144
Lincoln	197	39	0	0	2	0	117	28	0	2	0	0	0	0	0	0	0	0	385
Loudon	488	10	0	0	0	0	298	3	0	0	0	0	0	0	0	0	0	0	799
Macon	242	1	0	0	0	0	161	0	0	0	0	1	0	0	0	0	0	0	405
Madison	149	381	0	0	1	0	77	192	0	1	0	0	0	0	0	0	0	0	801
Marion	217	21	0	0	0	0	138	6	0	0	0	0	0	0	0	0	0	0	382
Marshall	247	37	0	0	9	5	129	30	0	0	7	3	0	0	0	0	0	0	467
Mauzy	484	172	0	2	16	28	324	112	0	0	13	23	1	0	0	0	0	1	1,176
McMinn	271	33	0	1	0	1	138	11	0	0	0	0	0	0	0	0	0	0	455
McNairy	260	53	1	0	3	0	170	18	0	0	0	0	0	0	0	0	0	0	505
Meigs	59	0	0	0	0	0	34	1	0	0	0	0	0	0	0	0	0	0	94
Monroe	394	10	0	1	13	3	312	10	0	0	4	2	0	0	0	0	0	0	749
Montgomery	786	420	4	18	95	22	491	242	1	16	69	18	0	0	0	0	0	2	2,184
Moore	32	1	0	1	2	0	17	1	0	0	1	0	0	0	0	0	0	0	55
Morgan	122	0	0	0	0	0	80	1	0	0	1	0	0	0	0	0	0	0	204
Obion	166	26	0	0	1	0	96	14	0	0	1	0	0	0	0	0	0	0	304
Overton	192	1	0	0	0	1	132	0	0	0	2	0	0	0	0	0	0	0	328
Perry	66	11	1	0	0	0	53	0	0	0	0	0	0	0	0	0	0	0	131
Pickett	38	1	0	0	0	0	19	0	0	0	0	0	0	0	0	0	0	0	58
Polk	78	1	0	0	0	0	20	1	0	0	0	0	0	0	0	0	0	0	100
Putnam	600	15	1	4	6	15	374	12	2	0	5	13	2	0	0	0	0	6	1,055
Rhea	40	1	0	0	0	0	32	4	0	0	0	0	0	0	0	0	0	0	77
Roane	146	12	0	0	1	1	109	3	0	0	3	0	0	0	0	0	0	0	275
Robertson	527	140	1	0	7	81	274	104	2	0	14	65	6	8	0	0	0	17	1,246
Rutherford	674	261	0	19	8	24	385	114	0	9	6	25	0	0	0	0	0	0	1,525
Scott	170	4	0	0	0	0	101	0	0	0	0	0	0	0	0	0	0	0	275
Sequatchie	64	0	0	0	0	0	36	0	0	0	0	0	0	0	0	0	0	0	100
Sevier	816	17	0	0	2	15	586	3	1	0	2	11	0	0	0	0	0	0	1,453
Shelby	1,295	6,865	3	38	48	146	851	4,680	3	25	50	62	0	0	0	0	0	0	14,066
Smith	122	7	0	0	3	1	90	2	0	0	2	0	0	0	0	0	0	0	227
Stewart	118	3	0	0	2	1	75	4	0	0	1	2	0	0	0	0	0	0	206
Sullivan Div I	401	1	0	0	0	1	369	1	0	0	0	0	0	0	0	0	0	0	773
Sullivan Div II	573	56	0	3	8	6	412	35	0	1	10	5	0	0	0	0	0	0	1,109
Sumner	933	138	2	3	37	45	606	101	1	4	31	41	2	0	0	0	0	17	1,961
Tipton	187	72	0	0	1	5	100	42	0	2	0	2	0	0	0	0	0	0	411
Trousdale	101	8	0	0	9	0	67	10	0	0	3	0	0	0	0	0	0	0	198
Unicoi	187	0	0	0	3	4	134	1	0	0	1	1	0	0	0	0	0	0	331
Union	225	1	0	0	1	0	151	1	0	0	0	0	0	0	0	0	0	0	379
Van Buren	41	0	0	0	0	0	14	0	0	0	0	0	0	0	0	0	0	0	55
Warren	421	20	0	1	4	0	249	11	0	0	0	0	0	0	0	0	0	0	706
Washington	354	8	0	0	3	58	234	1	0	0	1	56	3	0	0	0	0	11	729
Wayne	91	1	0	0	0	52	86	2	0	0	0	30	0	0	0	0	0	1	263
Weakley	194	35	0	0	5	4	131	9	0	0	3	0	0	0	0	0	0	0	381
White	126	0	0	0	3	0	65	1	0	0	2	0	0	0	0	0	0	0	197
Williamson	1,073	113	0	16	18	50	655	85	3	7	18	33	6	1	0	0	0	8	2,086
Wilson	497	101	0	2	3	0	274	41	2	0	1	2	0	0	0	0	0	0	923
<b>Totals</b>	<b>30,856</b>	<b>15,660</b>	<b>36</b>	<b>175</b>	<b>724</b>	<b>1,975</b>	<b>20,646</b>	<b>10,607</b>	<b>28</b>	<b>119</b>	<b>575</b>	<b>1,415</b>	<b>57</b>	<b>120</b>	<b>0</b>	<b>2</b>	<b>7</b>	<b>594</b>	<b>83,596</b>



## TENNESSEE COUNCIL OF JUVENILE AND FAMILY COURT JUDGES 2006 ANNUAL JUVENILE STATISTICAL REPORT

### REFERRALS BY TYPE OF OFFENSE, AGE GROUP, RACE, AND SEX IN CY 2006

The Referrals by Type of Offense, Age Group, Race, and Sex tables in CY 2006 show children who have been referred to juvenile courts by type of offense, age group, race, and sex within the following categories: Delinquent, Status/Unruly, Dependency and Neglect, Other Violations (“Violation of Pretrial Diversion” and “Violation of Informal Adjustment”), Special Proceedings and Other (includes any referrals that do not fall within the categories listed above).

White males have the highest number (**13,919**) in the Delinquent category, ages 15 through 16 years followed by African American Males (**8,794**). White Females (**5,846**) are most often found in the age group of 15 through 16 years with 17 through 18 years containing the next highest number of (**5,389**) referrals. African American Females (**3,211**) are most often found in the age group 15 through 16 years followed by the age group 13 through 14 years containing the next highest number (**1,827**) of referrals.

In the Status/Unruly category, white males (**4,671**), white females (**3,481**), African American males (**1,815**) and African American females (**1,141**) are found most often in the age group 15 through 16 years.

In the Dependency and Neglect category, **68.7%** of the total referrals (**10,323**) are most often found in the Birth through 10 years group. Referrals for White Males (**2,046**) and White Females (**2,038**) are followed by referrals for African American Males (**1,083**) and African American Females (**1,103**).

In the referrals for Other Violations category, of which there were **237** total, the highest numbers for all youth (**117**) appear in the 15 through 16 years age group. Other Violations include both: Violation of Pretrial Diversion and Violation of Informal Adjustment.

In the Special Proceedings category the highest numbers for all youth and the highest number in all categories (**19,698**) appears in the Birth through 10 years age group. Special Proceedings include the following: Judicial Review, Administrative Review, Foster Care Review, Custody, Visitation, Paternity/Legitimation, Child Support, Requests for Medical Treatment, and Consent to Marry.

Other, which is the final category, is one that the Council looks forward to minimizing when the future data collection system is in use. This category is used to identify referrals that do not fit under other classifications and the numbers show that a total of **10,592** referrals were placed in this group.

**TENNESSEE COUNCIL OF JUVENILE AND FAMILY COURT JUDGES  
2006 ANNUAL JUVENILE COURT STATISTICAL REPORT**

**Referrals by Type of Offense, Age Group, Race, and Sex for CY 2006**

	White Male	African American Male	Other Race Male	White Female	African American Female	Other Race Female	Unknown Race or Sex	Total
<b>Delinquent</b>								
Birth through Age 10	646	443	35	460	182	18	174	1,958
Ages 11 through 12	1,011	1,203	26	347	439	28	84	3,138
Ages 13 through 14	4,343	4,100	117	1,752	1,827	61	314	12,514
Ages 15 through 16	13,919	8,794	282	5,846	3,211	96	774	32,922
Ages 17 through 18	13,759	5,966	280	5,389	1,734	97	636	27,861
Ages 19 and Over	84	33	0	62	11	0	28	218
Unknown Age	0	0	0	0	1	0	0	1
<b>Totals</b>	<b>33,762</b>	<b>20,539</b>	<b>740</b>	<b>13,856</b>	<b>7,405</b>	<b>300</b>	<b>2,010</b>	<b>78,612</b>
<b>Status</b>								
Birth through Age 10	435	95	15	455	75	11	22	1,108
Ages 11 through 12	527	211	15	425	100	25	23	1,326
Ages 13 through 14	2,095	721	35	1,603	467	47	146	5,114
Ages 15 through 16	4,671	1,815	115	3,481	1,141	89	337	11,649
Ages 17 through 18	2,729	1,021	68	1,651	487	52	184	6,192
Ages 19 and Over	15	2	0	5	4	0	0	26
<b>Totals</b>	<b>10,472</b>	<b>3,865</b>	<b>248</b>	<b>7,620</b>	<b>2,274</b>	<b>224</b>	<b>712</b>	<b>25,415</b>
<b>Dependency and Neglect</b>								
Birth through Age 10	2,046	1,083	142	2,038	1,103	148	531	7,091
Ages 11 through 12	225	163	12	258	120	5	42	825
Ages 13 through 14	272	172	5	334	181	14	39	1,017
Ages 15 through 16	233	174	10	330	190	7	36	980
Ages 17 through 18	94	46	3	142	65	2	14	366
Ages 19 and Over	9	9	0	10	16	0	0	44
<b>Totals</b>	<b>2,879</b>	<b>1,647</b>	<b>172</b>	<b>3,112</b>	<b>1,675</b>	<b>176</b>	<b>662</b>	<b>10,323</b>
<b>Other Violations</b>								
Birth through Age 10	7	0	0	0	0	0	1	8
Ages 11 through 12	7	0	0	1	0	0	0	8
Ages 13 through 14	26	2	0	17	1	0	0	46
Ages 15 through 16	62	12	2	38	2	0	1	117
Ages 17 through 18	32	6	0	20	0	0	0	58
<b>Totals</b>	<b>134</b>	<b>20</b>	<b>2</b>	<b>76</b>	<b>3</b>	<b>0</b>	<b>2</b>	<b>237</b>
<b>Special Proceedings</b>								
Birth through Age 10	5,734	2,821	319	5,469	2,802	329	2,224	19,698
Ages 11 through 12	793	462	31	747	430	26	202	2,691
Ages 13 through 14	1,229	589	37	1,027	545	36	151	3,614
Ages 15 through 16	2,001	797	85	1,664	666	38	174	5,425
Ages 17 through 18	1,530	418	36	968	318	26	96	3,392
Ages 19 and Over	698	248	10	262	125	3	286	1,632
<b>Totals</b>	<b>11,985</b>	<b>5,335</b>	<b>518</b>	<b>10,137</b>	<b>4,886</b>	<b>458</b>	<b>3,133</b>	<b>36,452</b>
<b>Other</b>								
Birth through Age 10	808	319	65	878	305	62	525	2,962
Ages 11 through 12	184	110	8	182	67	1	60	612
Ages 13 through 14	471	307	11	252	168	8	68	1,285
Ages 15 through 16	942	798	25	471	317	15	102	2,670
Ages 17 through 18	1,069	737	11	402	203	16	82	2,520
Ages 19 and Over	183	76	5	202	38	1	38	543
<b>Totals</b>	<b>3,657</b>	<b>2,347</b>	<b>125</b>	<b>2,387</b>	<b>1,098</b>	<b>103</b>	<b>875</b>	<b>10,592</b>
<b>All Age Group Totals</b>	<b>62,889</b>	<b>33,753</b>	<b>1,805</b>	<b>37,188</b>	<b>17,341</b>	<b>1,261</b>	<b>7,394</b>	<b>161,631</b>

**TENNESSEE COUNCIL OF JUVENILE AND FAMILY COURT JUDGES  
2006 ANNUAL JUVENILE STATISTICAL REPORT**

**LIVING ARRANGEMENT OF THE CHILD AT THE TIME OF REFERRAL TO JUVENILE COURT  
CY 2006**

Consistent with the data gathered in previous years, the Living Arrangement of Juveniles by Race and Sex for CY 2006 chart shows that within the general juvenile court population (**87,081**), the highest number of children, (**33,283**) were reported to be living "With Mother" at the time of referral to juvenile court. This is **38.2%** of the total of all children referred. The second and third most reported living arrangements for the general juvenile court population were "Unknown" **13,595** or **15.6%** and "With both Biological Parents" **13,375** or **15.4%**.

When examining the 2006 juvenile court population by race and gender categories, different living arrangement patterns can be seen. White female data revealed that of **21,391** children, the highest percentage (**34.8%**) were living "With Mother", **18.0%** were living "With Both Biological Parents", and **14.5%** fell into the "Unknown" category.

Data regarding African American females reflected a different living arrangement pattern. Slightly more than half of African American females (**50.8%**), of a total of **10,868**, were reported to be living "With Mother", followed by **15.7%** living "With Relatives", and **12.5%** "Unknown".

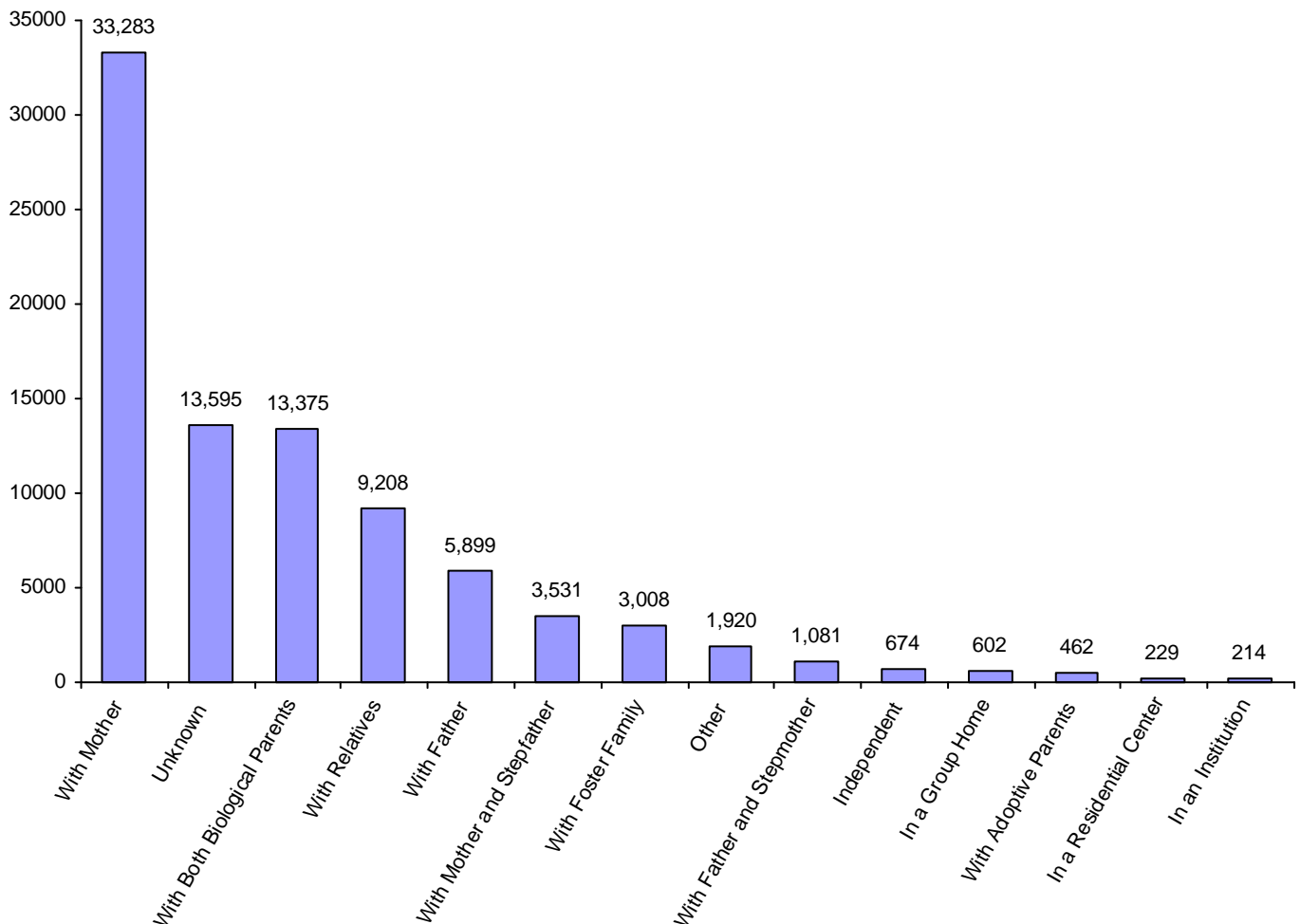
Data regarding white males revealed that of **32,391**, the highest percentage (**31.6%**) of children were living "With Mother", over the second most reported living arrangement, living "With Both Biological Parents" **22.7%**, and was followed by the "Unknown" category **14.1%**.

Data associated with **16,220** African American males revealed that just over half (**51.8%**) of African American males were reported as living "With Mother" at the time of referral, **13.3%** were reported as living "With Relatives", and **11.5%** were reported as "Unknown".

**TENNESSEE COUNCIL OF JUVENILE AND FAMILY COURT JUDGES  
2006 ANNUAL JUVENILE COURT STATISTICAL REPORT**

**Living Arrangement of Juveniles by Race and Sex for CY 2006**

	White Male	African American Male	Other Race Male	White Female	African American Female	Other Race Female	Unknown Race or Sex	Total	% of All Children Referred
With Both Biological Parents	7,357	1,071	135	3,855	531	98	328	13,375	15.36%
With Father and Stepmother	540	145	9	279	84	10	14	1,081	1.24%
With Mother and Stepfather	1,612	520	40	1,013	265	26	55	3,531	4.05%
With Mother	10,231	8,406	335	7,452	5,522	251	1,086	33,283	38.22%
With Father	2,803	845	63	1,523	482	36	147	5,899	6.77%
With Relatives	2,744	2,153	126	2,119	1,707	103	256	9,208	10.57%
With Adoptive Parents	204	71	11	117	27	10	22	462	0.53%
With Foster Family	1,102	353	34	1,093	318	44	64	3,008	3.45%
In a Group Home	280	129	8	128	47	4	6	602	0.69%
In a Residential Center	120	51	6	39	8	0	5	229	0.26%
In an Institution	60	78	0	23	47	2	4	214	0.25%
Independent	229	88	4	236	95	5	17	674	0.77%
Unknown	4,567	1,867	145	3,109	1,362	105	2,440	13,595	15.61%
Other	542	443	38	405	373	39	80	1,920	2.20%
<b>Totals</b>	<b>32,391</b>	<b>16,220</b>	<b>954</b>	<b>21,391</b>	<b>10,868</b>	<b>733</b>	<b>4,524</b>	<b>87,081</b>	



**TENNESSEE COUNCIL OF JUVENILE AND FAMILY COURT JUDGES  
2006 ANNUAL JUVENILE STATISTICAL REPORT**

**SCHOOL STATUS OF INDIVIDUAL CHILDREN AT THE TIME OF REFERRAL TO JUVENILE COURT CY 2006**

In 2006, a majority (**64.5%**) of the juvenile court population (**87,081**) were reported as being "Enrolled" in school either full or part-time at the time of referral to juvenile court. **12.8%** were reported as "Not Enrolled" in school. The "Not Enrolled" in school category also included those children who had been expelled. It should be noted that school enrollment for **19,803** or **22.7%** of the juvenile court population was reported as "Unknown".

**3,052** or **3.5%** of the general juvenile court population was reported as being enrolled in a special education curriculum at the time of referral. **53,447** or **61.4%** of the juvenile court population were reported as "Not Enrolled" in a special education curriculum and the special education status of **30,582** children, or **35.1%** of this same population was reported as "Unknown".

**TENNESSEE COUNCIL OF JUVENILE AND FAMILY COURT JUDGES  
2006 ANNUAL JUVENILE COURT STATISTICAL REPORT**

**Last Grade Completed by Children by Race and Sex for CY 2006**

	White Male	African American Male	Other Race Male	White Female	African American Female	Other Race Female	Unknown Race or Sex	Total	% of All Children Referred
Too Young for School	1,677	548	104	1,634	574	115	225	4,877	5.60%
Preschool	137	187	12	116	192	9	13	666	0.76%
Kindergarten	249	156	15	253	140	10	21	844	0.97%
1st Grade	285	194	20	280	170	10	18	977	1.12%
2nd Grade	275	176	12	187	143	7	12	812	0.93%
3rd Grade	252	247	20	229	150	7	16	921	1.06%
4th Grade	363	330	13	272	179	10	12	1,179	1.35%
5th Grade	608	588	23	342	291	15	37	1,904	2.19%
6th Grade	1,064	1,078	42	613	566	28	74	3,465	3.98%
7th Grade	1,543	1,295	43	968	855	45	83	4,832	5.55%
8th Grade	2,974	2,198	79	1,760	1,268	43	198	8,520	9.78%
9th Grade	3,657	2,035	94	2,097	1,192	50	149	9,274	10.65%
10th Grade	4,250	1,463	78	2,533	880	61	123	9,388	10.78%
11th Grade	3,413	771	52	2,028	509	56	70	6,899	7.92%
12th Grade	577	151	12	392	129	6	23	1,290	1.48%
Non-Graded Special Ed	13	7	0	2	1	0	0	23	0.03%
GED	291	35	3	145	18	5	2	499	0.57%
Graduated	162	55	4	124	38	3	7	393	0.45%
Never Attended School	510	658	29	497	654	32	114	2,494	2.86%
Unknown	9,593	3,981	288	6,625	2,900	214	3,284	26,885	30.87%
Other	498	67	11	294	19	7	43	939	1.08%
<b>Totals</b>	<b>32,391</b>	<b>16,220</b>	<b>954</b>	<b>21,391</b>	<b>10,868</b>	<b>733</b>	<b>4,524</b>	<b>87,081</b>	

**Children Enrolled in School**

	Children	% of All Children
Enrolled	56,134	64.46%
Not Enrolled	11,144	12.80%
Unknown	19,803	22.74%
	<b>87,081</b>	

**Children Enrolled in Special Education**

	Children	% of All Children
Enrolled	3,052	3.51%
Not Enrolled	53,447	61.38%
Unknown	30,582	35.12%
	<b>87,081</b>	

## TENNESSEE COUNCIL OF JUVENILE AND FAMILY COURT JUDGES 2006 ANNUAL JUVENILE STATISTICAL REPORT

### REFERRAL INFORMATION BY RACE, SEX, AND CLASS OF REFERRAL/OFFENSE 2006

Information regarding **161,631** referrals disposed of by Tennessee juvenile courts was reported in 2006. Nearly half (**48.6%**) of the 2006 referral reasons disposed of by juvenile courts fell into the category of alleged Delinquent offenses. Status offenses represented **15.7%** of the total referral reasons reported to the juvenile court, while Non-offense referral reasons comprised an additional **35.6%** of the total.

For reporting, the broad categories of referrals/offenses: Delinquent, Status, and Non-offense, were broken into the following classes of referrals/offenses:

**Offenses Against Persons** – Delinquent offenses such as criminal homicide, assault, rape, etc., that were committed against persons.

**Offenses Against Property** – Delinquent offenses such as burglary, arson, vandalism, etc., that were committed against property.

**Illegal Conduct** – Delinquent offenses such as possession or sale of controlled substances, disorderly conduct, criminal trespass, etc.

**Status Offenses** – Offenses committed by a child that, if committed by an adult, would not be considered an offense or unlawful act. These can include such actions as runaway, truancy, unruly behavior, etc.

**Dependency/Neglect Issues** – Issues that affect the safety and well being of the referred child, such as abuse, dependency, neglect, termination of parental rights, etc. This is a non-offense category as the referred child is the victim and is not the offender.

**Parentage Issues** – Issues that affect custody of the child, visitation, determining parentage and child support.

**Other Violation Proceedings** – Violation of pretrial diversion and violation of informal adjustment.

**Special Proceedings** – Judicial reviews, administrative reviews, and foster care reviews that are conducted by the court. This is also a Non-offense category.

The Class of Referrals by Race and Sex for CY 2006 chart indicates the reported classes of referral reasons for each race and sex in descending order of occurrence. The summary of the three most often reported classes of referral/offense by race and sex are detailed below.

Among White Males, the two most commonly reported classes of referral/offense were “Illegal Conduct” and “Status Offenses”. **38.3%** or **24,101** of white male referral reasons **62,889** fell under “Illegal Conduct” and **16.7%** or **10,472** fell under “Status Offenses”. “Parentage” at **10.0%** or **6,297** represented the third most reported class of referral/offense for white male referrals followed by “Offenses Against Property” at **9.8%** or **6,160**.

**TENNESSEE COUNCIL OF JUVENILE AND FAMILY COURT JUDGES  
2006 ANNUAL JUVENILE STATISTICAL REPORT**

Among African American Males, the most commonly reported class of referral/offense was "Illegal Conduct". **36.2%** or **12,225** of African American male referral reasons fell under "Illegal Conduct". The second and third most reported classes of referral/offense for African American males were "Offenses Against Persons" at **12.6%** or **4,254** and "Offenses Against Property" at **12.0%** or **4,060**.

Among White Females, the first and second most reported classes of referral/offense were "Illegal Conduct" and "Status Offenses". **28.4%** or **10,560** of white female referral reasons fell under "Illegal Conduct" and **20.5%** or **7,620** fell under "Status Offenses". The third most reported class of referral/offense for white females was "Parentage" at **15.6%** or **5,816**.

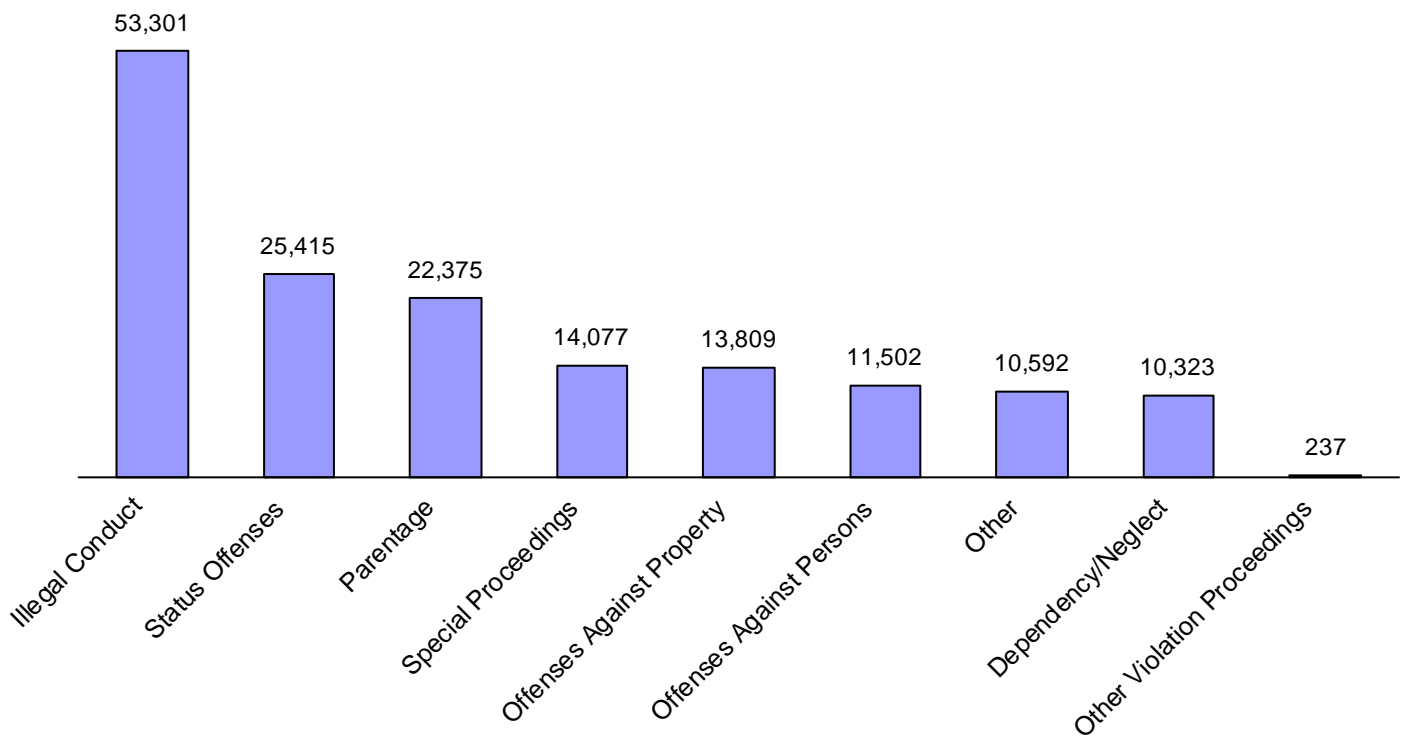
Among African American Females, the first and second most often reported classes were "Illegal Conduct" and "Parentage". **24.3%** or **4,215** of African American Female referral reasons fell under "Illegal Conduct" and **20.2%** or **3,511** fell under "Parentage". The third most reported class of referral/offense for African American females was "Status Offenses" at **13.1%** or **2,274**.



**TENNESSEE COUNCIL OF JUVENILE AND FAMILY COURT JUDGES  
2006 ANNUAL JUVENILE COURT STATISTICAL REPORT**

**Class of Referrals by Race and Sex for CY 2006**

	White Male	African American Male	Other Race Male	White Female	African American Female	Other Race Female	Unknown Race or Sex	Total	% of Total Referrals
Offenses Against Persons	3,501	4,254	110	1,351	2,035	40	211	11,502	7.12%
Offenses Against Property	6,160	4,060	149	1,945	1,155	44	296	13,809	8.54%
Illegal Conduct	24,101	12,225	481	10,560	4,215	216	1,503	53,301	32.98%
Status Offenses	10,472	3,865	248	7,620	2,274	224	712	25,415	15.72%
Dependency/Neglect	2,879	1,647	172	3,112	1,675	176	662	10,323	6.39%
Other Violation Proceeding	134	20	2	76	3	0	2	237	0.15%
Parentage	6,297	3,718	322	5,816	3,511	289	2,422	22,375	13.84%
Special Proceedings	5,688	1,617	196	4,321	1,375	169	711	14,077	8.71%
Other	3,657	2,347	125	2,387	1,098	103	875	10,592	6.55%
<b>Totals</b>	<b>62,889</b>	<b>33,753</b>	<b>1,805</b>	<b>37,188</b>	<b>17,341</b>	<b>1,261</b>	<b>7,394</b>	<b>161,631</b>	



**TENNESSEE COUNCIL OF JUVENILE AND FAMILY COURT JUDGES  
2006 ANNUAL JUVENILE COURT STATISTICAL REPORT**

**Referrals by Class Of Offense, Race, and Sex for CY 2006**

	White Male	African American Male	Other Race Male	White Female	African American Female	Other Race Female	Unknown Race or Sex	Total
<b><u>Offenses Against Persons</u></b>								
Assault	2,227	2,510	54	1,124	1,723	31	108	7,777
Aggravated Assault	447	563	20	118	229	3	43	1,423
Aggravated Robbery	54	475	5	9	12	3	10	568
Reckless Endangerment	225	160	13	43	20	1	13	475
Rape of a Child	165	87	6	4	7	0	6	275
Other Sexual Offenses	126	75	2	19	22	2	13	259
Robbery	21	139	4	0	6	0	2	172
Aggravated Sexual Battery	101	40	4	8	4	0	5	162
Attempted Crime Against a Person	12	89	1	0	3	0	5	110
Rape	50	12	0	3	0	0	0	65
Sexual Abuse of a Child	25	2	0	6	0	0	0	33
Esp. Aggravated Robbery	5	20	0	3	1	0	2	31
1st Degree Murder	2	27	0	1	0	0	0	30
Aggravated Kidnapping	5	16	1	2	6	0	0	30
Criminal Homicide	5	20	0	0	0	0	2	27
Aggravated Rape	12	5	0	2	0	0	0	19
Esp. Aggravated Kidnapping	1	8	0	3	1	0	1	14
Aggravated Child Abuse / Neglect	10	0	0	3	1	0	0	14
Vehicular Homicide	3	3	0	0	0	0	0	6
Voluntary Manslaughter	1	1	0	1	0	0	1	4
2nd Degree Murder	1	2	0	0	0	0	0	3
Criminally Negligent Homicide	2	0	0	1	0	0	0	3
Aggravated Vehicular Homicide	1	0	0	1	0	0	0	2
<b>Totals</b>	<b>3,501</b>	<b>4,254</b>	<b>110</b>	<b>1,351</b>	<b>2,035</b>	<b>40</b>	<b>211</b>	<b>11,502</b>

<b><u>Offenses Against Property</u></b>								
Theft of Property	2,498	1,954	61	1,289	818	29	149	6,798
Vandalism	1,937	910	45	383	202	7	83	3,567
Burglary	905	420	15	72	36	2	20	1,470
Aggravated Burglary	399	631	19	52	34	2	34	1,171
Unauthorized Use of a Vehicle	150	58	6	58	23	1	3	299
Forgery	68	25	0	26	13	2	0	134
Illegal Poss/Use of Credit/Debit Cards	69	15	2	24	19	1	3	133
Arson	72	24	0	10	3	0	1	110
Aggravated Arson	33	5	1	6	5	0	2	52
Worthless Checks	14	0	0	24	0	0	1	39
Cruelty to Animals	15	18	0	1	2	0	0	36
<b>Totals</b>	<b>6,160</b>	<b>4,060</b>	<b>149</b>	<b>1,945</b>	<b>1,155</b>	<b>44</b>	<b>296</b>	<b>13,809</b>

**TENNESSEE COUNCIL OF JUVENILE AND FAMILY COURT JUDGES  
2006 ANNUAL JUVENILE COURT STATISTICAL REPORT**

**Referrals by Class Of Offense, Race, and Sex for CY 2006**

	White Male	African American Male	Other Race Male	White Female	African American Female	Other Race Female	Unknown Race or Sex	Total
<b><u>Illegal Conduct</u></b>								
Traffic	10,241	1,883	149	5,299	693	68	608	18,941
Violation of Probation	3,131	1,483	76	1,082	377	26	99	6,274
Disorderly Conduct	1,123	2,426	46	595	1,907	25	95	6,217
Possession of Controlled Substances	2,045	1,398	46	673	135	10	77	4,384
Possession/Consumption of Alcohol	1,906	181	22	916	42	12	72	3,151
Contempt of Court	991	334	33	744	235	38	262	2,637
Criminal Trespass	622	966	22	119	182	6	41	1,958
Other Drug Offenses	1,086	208	25	255	18	7	28	1,627
Evading Arrest	348	574	7	57	46	1	25	1,058
Unlawful Carrying / Poss of a Weapon	265	603	9	15	46	3	38	979
Resist Stop/Frisk/Halt/Arrest/Search	269	375	7	85	140	2	18	896
Public Intoxication	430	190	1	129	20	6	18	794
Sale of Controlled Substances	185	431	6	56	24	0	7	709
Carrying Weapons on School Property	174	230	8	31	95	2	16	556
Failure to Appear	126	203	4	45	66	1	34	479
Harassment	147	49	4	109	59	3	7	378
Criminal Impersonation	93	116	4	82	42	1	21	359
Filing a False Police Report	163	46	1	105	23	1	2	341
Violation of Aftercare	123	136	4	32	25	0	4	324
Local Ordinances	173	63	3	54	9	0	8	310
Driving Under Influence (DUI)	198	17	1	61	0	1	14	292
Criminal Attempt	27	152	2	4	13	2	5	205
Violation of Wildlife Regulations	169	1	0	1	0	0	0	171
Gambling	1	95	0	0	1	0	0	97
Escape	47	24	0	8	4	0	4	87
Aggravated Criminal Trespass	18	41	1	3	13	1	0	77
<b>Totals</b>	<b>24,101</b>	<b>12,225</b>	<b>481</b>	<b>10,560</b>	<b>4,215</b>	<b>216</b>	<b>1,503</b>	<b>53,301</b>
<b><u>Status Offenses</u></b>								
Truancy	3,058	600	79	2,789	479	76	231	7,312
Unruly Behavior	2,251	1,079	67	1,736	586	52	214	5,985
Possession of Tobacco Products	2,657	494	18	925	71	8	77	4,250
In-State Runaway	868	635	27	1,168	657	53	77	3,485
Violation of Curfew	933	843	40	515	328	15	85	2,759
Violation of a Valid Court Order	680	210	17	437	134	18	28	1,524
Out-of-State Runaway	25	4	0	50	19	2	0	100
<b>Totals</b>	<b>10,472</b>	<b>3,865</b>	<b>248</b>	<b>7,620</b>	<b>2,274</b>	<b>224</b>	<b>712</b>	<b>25,415</b>
<b><u>Dependency/Neglect</u></b>								
Dependency / Neglect	2,593	1,503	152	2,807	1,566	150	544	9,315
Termination of Parental Rights	264	129	20	267	93	26	114	913
Physically Abused Child	18	15	0	32	16	0	4	85
Sexually Abused Child	4	0	0	6	0	0	0	10
<b>Totals</b>	<b>2,879</b>	<b>1,647</b>	<b>172</b>	<b>3,112</b>	<b>1,675</b>	<b>176</b>	<b>662</b>	<b>10,323</b>

**TENNESSEE COUNCIL OF JUVENILE AND FAMILY COURT JUDGES  
2006 ANNUAL JUVENILE COURT STATISTICAL REPORT**

**Referrals by Class Of Offense, Race, and Sex for CY 2006**

	White Male	African American Male	Other Race Male	White Female	African American Female	Other Race Female	Unknown Race or Sex	Total
<b><u>Other Violation Proceedings</u></b>								
Violation of Pretrial Diversion	116	20	2	64	3	0	0	205
Violation of Informal Adjustment	18	0	0	12	0	0	2	32
<b>Totals</b>	<b>134</b>	<b>20</b>	<b>2</b>	<b>76</b>	<b>3</b>	<b>0</b>	<b>2</b>	<b>237</b>
<b><u>Parentage</u></b>								
Child Support	2,724	1,936	114	2,373	1,774	104	1,236	10,261
Custody	2,575	1,152	141	2,647	1,133	136	782	8,566
Paternity / Legitimation	552	337	37	392	286	30	255	1,889
Visitation	446	293	30	404	318	19	149	1,659
<b>Totals</b>	<b>6,297</b>	<b>3,718</b>	<b>322</b>	<b>5,816</b>	<b>3,511</b>	<b>289</b>	<b>2,422</b>	<b>22,375</b>
<b><u>Special Proceedings</u></b>								
Judicial Review	3,850	408	117	2,722	274	80	458	7,909
Foster Care Review	1,331	425	57	1,262	310	67	127	3,579
Administrative Review	503	784	22	321	789	22	125	2,566
Consent to Marry	3	0	0	14	2	0	0	19
Request for Medical Treatment	1	0	0	2	0	0	1	4
<b>Totals</b>	<b>5,688</b>	<b>1,617</b>	<b>196</b>	<b>4,321</b>	<b>1,375</b>	<b>169</b>	<b>711</b>	<b>14,077</b>
<b><u>Other</u></b>								
Other	3,657	2,347	125	2,387	1,098	103	875	10,592
<b>Totals</b>	<b>3,657</b>	<b>2,347</b>	<b>125</b>	<b>2,387</b>	<b>1,098</b>	<b>103</b>	<b>875</b>	<b>10,592</b>
<b>All Referral Totals</b>	<b>62,889</b>	<b>33,753</b>	<b>1,805</b>	<b>37,188</b>	<b>17,341</b>	<b>1,261</b>	<b>7,394</b>	<b>161,631</b>

**TENNESSEE COUNCIL OF JUVENILE AND FAMILY COURT JUDGES  
2006 ANNUAL JUVENILE STATISTICAL REPORT**

**REFERRAL REASONS BY TYPE, of Offense, RACE, AND SEX IN 2006**

The tables on the following pages depict referral reasons by type of offense, race and sex. Since this data is spread between 83 potential referral reasons, many of the percentages presented are small. It is important to note that many juvenile courts do not hear traffic cases. In these jurisdictions, traffic cases go to the court with jurisdiction over adult traffic violations. It is also important to note that any categories left blank or not reported in the Demographic Information area which concerns sex, race, Hispanic origin, living arrangement, and education information, are calculated as "Unknown".

The 2006 data showed the most commonly reported delinquent referral reasons to be "Traffic", **(18,941)** "Assault" **(7,777)**, "Theft of Property" **(6,798)**, "Violation of Probation" **(6,274)**, "Disorderly Conduct" **(6,217)**, and "Possession of Controlled Substances" **(4,384)**. The most often reported status offense referral reasons were "Truancy" **(7,312)**, "Unruly Behavior" **(5,985)**, "Possession of Tobacco Products" **(4,250)**, "In-state Runaway" **(3,485)**, "Violation of Curfew" **(2,759)**, and "Violation of a Valid Court Order" **(1,524)**.

"Child Support" **(10,261)**, "Dependency and Neglect" **(9,315)**, "Custody" **(8,566)**, "Judicial Review" **(7,909)** and "Foster Care Review" **(3,579)** are the most prevalent within the non-offense category.

The top four referral reasons reported for White Males in 2006 were "Traffic", "Judicial Review", "Other", and "Violation of Probation". The total referrals were **62,889** and the top four referral percentages for White Males follow: "Traffic" at **10,241** referrals was **16.3%**, "Judicial Review" at **3,850** was **6.1%**, "Other" at **3,657** was **5.8%**, and "Violation of Probation" at **3,131** was **5.0%**.

The top four referral reasons reported for African American Males in 2006 were "Assault" "Disorderly Conduct", "Theft of Property", and "Child Support". The total referrals were **33,753** and the top four referral percentages for African American Males follow: "Assault" at **2,510** was **7.4%**, "Disorderly Conduct" at **2,426** was **7.2%**, "Other" at **2,347** was **7.0%**, and "Theft of Property" at **1,954** was **5.8%**.

The top four referral reasons reported for white females in 2006 were "Traffic", "Dependency/Neglect", "Truancy", and "Judicial Review". The total referrals were **37,188** and the top four referral percentages for White Females follow: "Traffic" at **5,299** referrals was **14.2%**, "Dependency/Neglect" at **2,807** was **7.5%**, "Truancy" at **2,789** was **7.5%**, and "Judicial Review" at **2,722** was **7.3%**.

The top four referral reasons reported for African American females in 2006 were "Disorderly Conduct", "Child Support", "Assault", and "Dependency/Neglect". The total referrals were **17,341** and the top four referral percentages for African American Females follow: "Disorderly Conduct" at **1,907** was **11.0%**, "Child Support" at **1,774** was **10.2%**, "Assault" at **1,723** was **9.9%**, and "Dependency/Neglect" at **1,566** was **9.0%**.

**TENNESSEE COUNCIL OF JUVENILE AND FAMILY COURT JUDGES  
2006 ANNUAL JUVENILE COURT STATISTICAL REPORT**

**Referral Reasons by Type of Offense, Race, and Sex for CY 2006**

	White Male	African American Male	Other Race Male	White Female	African American Female	Other Race Female	Unknown Race or Sex	Total
<b>Delinquent</b>								
Traffic	10,241	1,883	149	5,299	693	68	608	18,941
Assault	2,227	2,510	54	1,124	1,723	31	108	7,777
Theft of Property	2,498	1,954	61	1,289	818	29	149	6,798
Violation of Probation	3,131	1,483	76	1,082	377	26	99	6,274
Disorderly Conduct	1,123	2,426	46	595	1,907	25	95	6,217
Possession of Controlled Substances	2,045	1,398	46	673	135	10	77	4,384
Vandalism	1,937	910	45	383	202	7	83	3,567
Possession/Consumption of Alcohol	1,906	181	22	916	42	12	72	3,151
Contempt of Court	991	334	33	744	235	38	262	2,637
Criminal Trespass	622	966	22	119	182	6	41	1,958
Other Drug Offenses	1,086	208	25	255	18	7	28	1,627
Burglary	905	420	15	72	36	2	20	1,470
Aggravated Assault	447	563	20	118	229	3	43	1,423
Aggravated Burglary	399	631	19	52	34	2	34	1,171
Evading Arrest	348	574	7	57	46	1	25	1,058
Unlawful Carrying / Poss of a Weapon	265	603	9	15	46	3	38	979
Resist Stop/Frisk/Halt/Arrest/Search	269	375	7	85	140	2	18	896
Public Intoxication	430	190	1	129	20	6	18	794
Sale of Controlled Substances	185	431	6	56	24	0	7	709
Aggravated Robbery	54	475	5	9	12	3	10	568
Carrying Weapons on School Property	174	230	8	31	95	2	16	556
Failure to Appear	126	203	4	45	66	1	34	479
Reckless Endangerment	225	160	13	43	20	1	13	475
Harassment	147	49	4	109	59	3	7	378
Criminal Impersonation	93	116	4	82	42	1	21	359
Filing a False Police Report	163	46	1	105	23	1	2	341
Violation of Aftercare	123	136	4	32	25	0	4	324
Local Ordinances	173	63	3	54	9	0	8	310
Unauthorized Use of a Vehicle	150	58	6	58	23	1	3	299
Driving Under Influence (DUI)	198	17	1	61	0	1	14	292
Rape of a Child	165	87	6	4	7	0	6	275
Other Sexual Offenses	126	75	2	19	22	2	13	259
Criminal Attempt	27	152	2	4	13	2	5	205
Robbery	21	139	4	0	6	0	2	172
Violation of Wildlife Regulations	169	1	0	1	0	0	0	171
Aggravated Sexual Battery	101	40	4	8	4	0	5	162
Forgery	68	25	0	26	13	2	0	134
Illegal Poss/Use of Credit/Debit Cards	69	15	2	24	19	1	3	133
Arson	72	24	0	10	3	0	1	110
Attempted Crime Against a Person	12	89	1	0	3	0	5	110
Gambling	1	95	0	0	1	0	0	97
Escape	47	24	0	8	4	0	4	87
Aggravated Criminal Trespass	18	41	1	3	13	1	0	77
Rape	50	12	0	3	0	0	0	65
Aggravated Arson	33	5	1	6	5	0	2	52
Worthless Checks	14	0	0	24	0	0	1	39
Cruelty to Animals	15	18	0	1	2	0	0	36
Sexual Abuse of a Child	25	2	0	6	0	0	0	33
Esp. Aggravated Robbery	5	20	0	3	1	0	2	31
1st Degree Murder	2	27	0	1	0	0	0	30
Aggravated Kidnapping	5	16	1	2	6	0	0	30
Criminal Homicide	5	20	0	0	0	0	2	27

**TENNESSEE COUNCIL OF JUVENILE AND FAMILY COURT JUDGES  
2006 ANNUAL JUVENILE COURT STATISTICAL REPORT**

**Referral Reasons by Type of Offense, Race, and Sex for CY 2006**

	White Male	African American Male	Other Race Male	White Female	African American Female	Other Race Female	Unknown Race or Sex	Total
<b><u>Delinquent</u></b>								
Aggravated Rape	12	5	0	2	0	0	0	19
Aggravated Child Abuse / Neglect	10	0	0	3	1	0	0	14
Esp. Aggravated Kidnapping	1	8	0	3	1	0	1	14
Vehicular Homicide	3	3	0	0	0	0	0	6
Voluntary Manslaughter	1	1	0	1	0	0	1	4
2nd Degree Murder	1	2	0	0	0	0	0	3
Criminally Negligent Homicide	2	0	0	1	0	0	0	3
Aggravated Vehicular Homicide	1	0	0	1	0	0	0	2
<b>Totals</b>	<b>33,762</b>	<b>20,539</b>	<b>740</b>	<b>13,856</b>	<b>7,405</b>	<b>300</b>	<b>2,010</b>	<b>78,612</b>
<b><u>Status</u></b>								
Truancy	3,058	600	79	2,789	479	76	231	7,312
Unruly Behavior	2,251	1,079	67	1,736	586	52	214	5,985
Possession of Tobacco Products	2,657	494	18	925	71	8	77	4,250
In-State Runaway	868	635	27	1,168	657	53	77	3,485
Violation of Curfew	933	843	40	515	328	15	85	2,759
Violation of a Valid Court Order	680	210	17	437	134	18	28	1,524
Out-of-State Runaway	25	4	0	50	19	2	0	100
<b>Totals</b>	<b>10,472</b>	<b>3,865</b>	<b>248</b>	<b>7,620</b>	<b>2,274</b>	<b>224</b>	<b>712</b>	<b>25,415</b>
<b><u>Dependency and Neglect</u></b>								
Dependency / Neglect	2,593	1,503	152	2,807	1,566	150	544	9,315
Termination of Parental Rights	264	129	20	267	93	26	114	913
Physically Abused Child	18	15	0	32	16	0	4	85
Sexually Abused Child	4	0	0	6	0	0	0	10
<b>Totals</b>	<b>2,879</b>	<b>1,647</b>	<b>172</b>	<b>3,112</b>	<b>1,675</b>	<b>176</b>	<b>662</b>	<b>10,323</b>
<b><u>Other Violations</u></b>								
Violation of Pretrial Diversion	116	20	2	64	3	0	0	205
Violation of Informal Adjustment	18	0	0	12	0	0	2	32
<b>Totals</b>	<b>134</b>	<b>20</b>	<b>2</b>	<b>76</b>	<b>3</b>	<b>0</b>	<b>2</b>	<b>237</b>
<b><u>Special Proceedings</u></b>								
Child Support	2,724	1,936	114	2,373	1,774	104	1,236	10,261
Custody	2,575	1,152	141	2,647	1,133	136	782	8,566
Judicial Review	3,850	408	117	2,722	274	80	458	7,909
Foster Care Review	1,331	425	57	1,262	310	67	127	3,579
Administrative Review	503	784	22	321	789	22	125	2,566
Paternity / Legitimation	552	337	37	392	286	30	255	1,889
Visitation	446	293	30	404	318	19	149	1,659
Consent to Marry	3	0	0	14	2	0	0	19
Request for Medical Treatment	1	0	0	2	0	0	1	4
<b>Totals</b>	<b>11,985</b>	<b>5,335</b>	<b>518</b>	<b>10,137</b>	<b>4,886</b>	<b>458</b>	<b>3,133</b>	<b>36,452</b>
<b><u>Other</u></b>								
Other	3,657	2,347	125	2,387	1,098	103	875	10,592
<b>Totals</b>	<b>3,657</b>	<b>2,347</b>	<b>125</b>	<b>2,387</b>	<b>1,098</b>	<b>103</b>	<b>875</b>	<b>10,592</b>
<b>All Referral Totals</b>	<b>62,889</b>	<b>33,753</b>	<b>1,805</b>	<b>37,188</b>	<b>17,341</b>	<b>1,261</b>	<b>7,394</b>	<b>161,631</b>

**TENNESSEE COUNCIL OF JUVENILE AND FAMILY COURT JUDGES  
2006 ANNUAL JUVENILE COURT STATISTICAL REPORT**

**Top 4 Referral Reasons by Sex and Race for CY 2006**

<b>Sex</b>	<b>Race</b>	<b>Referral Reason</b>	<b>Total</b>
Male	White	1. Traffic	10,241
		2. Judicial Review	3,850
		3. Other	3,657
		4. Violation of Probation	3,131
	African American	1. Assault	2,510
		2. Disorderly Conduct	2,426
		3. Other	2,347
		4. Theft of Property	1,954
	Other Race	1. Dependency / Neglect	152
		2. Traffic	149
		3. Custody	141
		4. Other	125
Female	White	1. Traffic	5,299
		2. Dependency / Neglect	2,807
		3. Truancy	2,789
		4. Judicial Review	2,722
	African American	1. Disorderly Conduct	1,907
		2. Child Support	1,774
		3. Assault	1,723
		4. Dependency / Neglect	1,566
	Other Race	1. Dependency / Neglect	150
		2. Custody	136
		3. Child Support	104
		4. Other	103
Unknown	Unknown	1. Child Support	1,236
		2. Other	875
		3. Custody	782
		4. Traffic	608



**TENNESSEE COUNCIL OF JUVENILE AND FAMILY COURT JUDGES  
2006 ANNUAL JUVENILE COURT STATISTICAL REPORT**

**Top 4 Referral Reasons by Sex, Race, and Type of Offense for CY 2006**

<b>Sex</b>	<b>Race</b>	<b>Referral Type</b>	<b>Referral Reason</b>	<b>Total</b>
Male	White	Delinquent		
			1. Traffic	<b>10,241</b>
			2. Violation of Probation	<b>3,131</b>
			3. Theft of Property	<b>2,498</b>
			4. Assault	<b>2,227</b>
		Status		
			1. Truancy	<b>3,058</b>
			2. Possession of Tobacco Products	<b>2,657</b>
			3. Unruly Behavior	<b>2,251</b>
			4. Violation of Curfew	<b>933</b>
		Dependency and Neglect		
			1. Dependency / Neglect	<b>2,593</b>
			2. Termination of Parental Rights	<b>264</b>
			3. Physically Abused Child	<b>18</b>
			4. Sexually Abused Child	<b>4</b>
		Other Violations		
			1. Violation of Pretrial Diversion	<b>116</b>
			2. Violation of Informal Adjustment	<b>18</b>
		Special Proceedings		
			1. Judicial Review	<b>3,850</b>
			2. Child Support	<b>2,724</b>
			3. Custody	<b>2,575</b>
			4. Foster Care Review	<b>1,331</b>
		Other		
			1. Other	<b>3,657</b>
Male	African American	Delinquent		
			1. Assault	<b>2,510</b>
			2. Disorderly Conduct	<b>2,426</b>
			3. Theft of Property	<b>1,954</b>
			4. Traffic	<b>1,883</b>
		Status		
			1. Unruly Behavior	<b>1,079</b>
			2. Violation of Curfew	<b>843</b>
			3. In-State Runaway	<b>635</b>
			4. Truancy	<b>600</b>
		Dependency and Neglect		
			1. Dependency / Neglect	<b>1,503</b>
			2. Termination of Parental Rights	<b>129</b>
			3. Physically Abused Child	<b>15</b>
		Other Violations		
			1. Violation of Pretrial Diversion	<b>20</b>
		Special Proceedings		
			1. Child Support	<b>1,936</b>
			2. Custody	<b>1,152</b>
			3. Administrative Review	<b>784</b>

**TENNESSEE COUNCIL OF JUVENILE AND FAMILY COURT JUDGES  
2006 ANNUAL JUVENILE COURT STATISTICAL REPORT**

**Top 4 Referral Reasons by Sex, Race, and Type of Offense for CY 2006**

<b>Sex</b>	<b>Race</b>	<b>Referral Type</b>	<b>Referral Reason</b>	<b>Total</b>
Male	African American	Special Proceedings		
			4. Foster Care Review	<b>425</b>
		Other		
			1. Other	<b>2,347</b>
Male	Other Race	Delinquent		
			1. Traffic	<b>149</b>
			2. Violation of Probation	<b>76</b>
			3. Theft of Property	<b>61</b>
			4. Assault	<b>54</b>
		Status		
			1. Truancy	<b>79</b>
			2. Unruly Behavior	<b>67</b>
			3. Violation of Curfew	<b>40</b>
			4. In-State Runaway	<b>27</b>
		Dependency and Neglect		
			1. Dependency / Neglect	<b>152</b>
			2. Termination of Parental Rights	<b>20</b>
		Other Violations		
			1. Violation of Pretrial Diversion	<b>2</b>
		Special Proceedings		
			1. Custody	<b>141</b>
			2. Judicial Review	<b>117</b>
			3. Child Support	<b>114</b>
			4. Foster Care Review	<b>57</b>
		Other		
			1. Other	<b>125</b>

**TENNESSEE COUNCIL OF JUVENILE AND FAMILY COURT JUDGES  
2006 ANNUAL JUVENILE COURT STATISTICAL REPORT**

**Top 4 Referral Reasons by Sex, Race, and Type of Offense for CY 2006**

<b>Sex</b>	<b>Race</b>	<b>Referral Type</b>	<b>Referral Reason</b>	<b>Total</b>
Female	White			
		Delinquent		
			1. Traffic	5,299
			2. Theft of Property	1,289
			3. Assault	1,124
			4. Violation of Probation	1,082
		Status		
			1. Truancy	2,789
			2. Unruly Behavior	1,736
			3. In-State Runaway	1,168
			4. Possession of Tobacco Products	925
		Dependency and Neglect		
			1. Dependency / Neglect	2,807
			2. Termination of Parental Rights	267
			3. Physically Abused Child	32
			4. Sexually Abused Child	6
		Other Violations		
			1. Violation of Pretrial Diversion	64
			2. Violation of Informal Adjustment	12
		Special Proceedings		
			1. Judicial Review	2,722
			2. Custody	2,647
			3. Child Support	2,373
			4. Foster Care Review	1,262
		Other		
			1. Other	2,387
Female	African American			
		Delinquent		
			1. Disorderly Conduct	1,907
			2. Assault	1,723
			3. Theft of Property	818
			4. Traffic	693
		Status		
			1. In-State Runaway	657
			2. Unruly Behavior	586
			3. Truancy	479
			4. Violation of Curfew	328
		Dependency and Neglect		
			1. Dependency / Neglect	1,566
			2. Termination of Parental Rights	93
			3. Physically Abused Child	16
		Other Violations		
			1. Violation of Pretrial Diversion	3
		Special Proceedings		
			1. Child Support	1,774
			2. Custody	1,133
			3. Administrative Review	789

**TENNESSEE COUNCIL OF JUVENILE AND FAMILY COURT JUDGES  
2006 ANNUAL JUVENILE COURT STATISTICAL REPORT**

**Top 4 Referral Reasons by Sex, Race, and Type of Offense for CY 2006**

<b>Sex</b>	<b>Race</b>	<b>Referral Type</b>	<b>Referral Reason</b>	<b>Total</b>
Female	African American	Special Proceedings	4. Visitation	<b>318</b>
			Other	<b>1,098</b>
Female	Other Race	Delinquent	1. Traffic	<b>68</b>
			2. Contempt of Court	<b>38</b>
			3. Assault	<b>31</b>
			4. Theft of Property	<b>29</b>
		Status	1. Truancy	<b>76</b>
			2. In-State Runaway	<b>53</b>
			3. Unruly Behavior	<b>52</b>
			4. Violation of a Valid Court Order	<b>18</b>
		Dependency and Neglect	1. Dependency / Neglect	<b>150</b>
			2. Termination of Parental Rights	<b>26</b>
		Special Proceedings	1. Custody	<b>136</b>
			2. Child Support	<b>104</b>
			3. Judicial Review	<b>80</b>
			4. Foster Care Review	<b>67</b>
		Other	1. Other	<b>103</b>

**TENNESSEE COUNCIL OF JUVENILE AND FAMILY COURT JUDGES  
2006 ANNUAL JUVENILE COURT STATISTICAL REPORT**

**Top 4 Referral Reasons by Sex and Race and by Type of Offense for CY 2006**

<b>Sex</b>	<b>Race</b>	<b>Referral Type</b>	<b>Referral Reason</b>	<b>Total</b>
Unknown	Unknown			
		Delinquent		
			1. Traffic	<b>608</b>
			2. Contempt of Court	<b>262</b>
			3. Theft of Property	<b>149</b>
			4. Assault	<b>108</b>
		Status		
			1. Truancy	<b>231</b>
			2. Unruly Behavior	<b>214</b>
			3. Violation of Curfew	<b>85</b>
			4. In-State Runaway	<b>77</b>
		Dependency and Neglect		
			1. Dependency / Neglect	<b>544</b>
			2. Termination of Parental Rights	<b>114</b>
			3. Physically Abused Child	<b>4</b>
		Other Violations		
			1. Violation of Informal Adjustment	<b>2</b>
		Special Proceedings		
			1. Child Support	<b>1,236</b>
			2. Custody	<b>782</b>
			3. Judicial Review	<b>458</b>
			4. Paternity / Legitimation	<b>255</b>
		Other		
			1. Other	<b>875</b>

This page left intentionally blank

**TENNESSEE COUNCIL OF JUVENILE AND FAMILY COURT JUDGES  
2006 ANNUAL JUVENILE STATISTICAL REPORT**

**THE SOURCE OF REFERRALS TO THE JUVENILE COURT IN 2006**

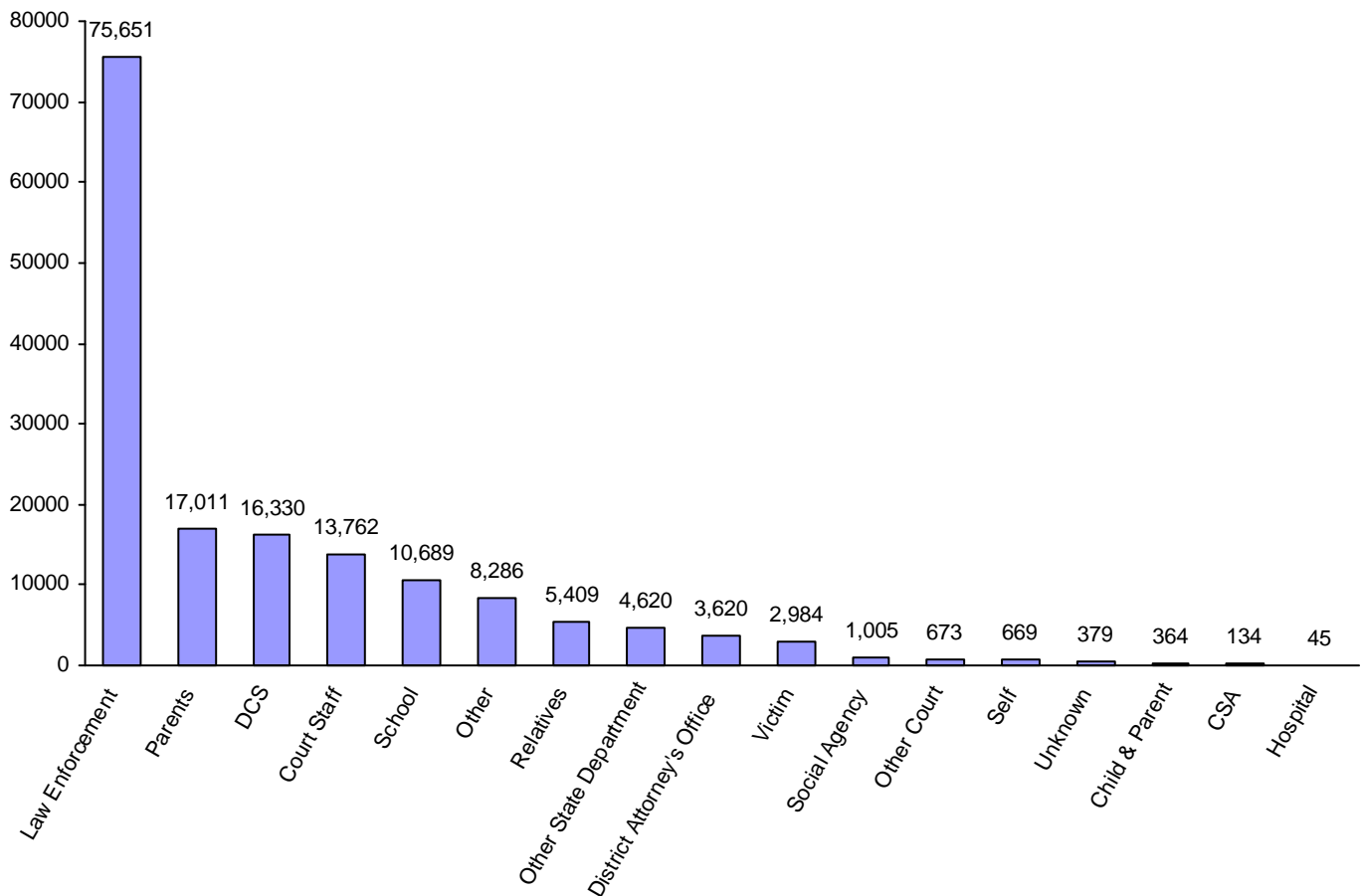
Anyone who perceives a need for the juvenile court to intervene in a child's affairs can refer that child to the juvenile court. Frequently, the referral source is closely related to the reason for referral. For example, schools refer truants and law enforcement officers refer children who have committed illegal acts.

As the Source of Referrals by Race and Sex for CY 2006 table and chart show, "Law Enforcement" was the referral source most often cited at **46.8%**, "Parents" were the second at **10.5%**, and the "Department of Children's Services"(DCS) was the third at **10.1%**. "Court Staff" at **8.5%**, was the fourth most often cited referral source and "School" at **6.6%**, was the fifth.

**TENNESSEE COUNCIL OF JUVENILE AND FAMILY COURT JUDGES  
2006 ANNUAL JUVENILE COURT STATISTICAL REPORT**

**Source of Referrals by Race and Sex for CY 2006**

	White Male	African American Male	Other Race Male	White Female	African American Female	Other Race Female	Unknown Race or Sex	Total	% of Total Referrals
Law Enforcement	31,674	20,352	656	13,017	7,733	295	1,924	<b>75,651</b>	<b>46.80%</b>
Parents	4,769	3,379	215	4,562	3,180	201	705	<b>17,011</b>	<b>10.52%</b>
Relatives	1,798	503	102	1,899	551	97	459	<b>5,409</b>	<b>3.35%</b>
Self	349	27	11	254	15	6	7	<b>669</b>	<b>0.41%</b>
School	4,972	820	106	3,806	607	84	294	<b>10,689</b>	<b>6.61%</b>
CSA	47	36	0	21	23	1	6	<b>134</b>	<b>0.08%</b>
DCS	6,852	1,430	208	5,641	921	209	1,069	<b>16,330</b>	<b>10.10%</b>
Other State Department	1,440	1,066	31	785	968	25	305	<b>4,620</b>	<b>2.86%</b>
District Attorney's Office	1,279	302	38	1,147	205	60	589	<b>3,620</b>	<b>2.24%</b>
Court Staff	5,666	2,855	207	3,175	1,137	136	586	<b>13,762</b>	<b>8.51%</b>
Social Agency	325	236	10	170	228	8	28	<b>1,005</b>	<b>0.62%</b>
Other Court	297	79	10	166	39	3	79	<b>673</b>	<b>0.42%</b>
Victim	1,250	537	49	784	302	25	37	<b>2,984</b>	<b>1.85%</b>
Child & Parent	172	23	13	98	27	13	18	<b>364</b>	<b>0.23%</b>
Hospital	20	3	1	17	4	0	0	<b>45</b>	<b>0.03%</b>
Unknown	127	79	9	75	60	3	26	<b>379</b>	<b>0.23%</b>
Other	1,852	2,026	139	1,571	1,341	95	1,262	<b>8,286</b>	<b>5.13%</b>
<b>Totals</b>	<b>62,889</b>	<b>33,753</b>	<b>1,805</b>	<b>37,188</b>	<b>17,341</b>	<b>1,261</b>	<b>7,394</b>	<b>161,631</b>	





**TENNESSEE COUNCIL OF JUVENILE AND FAMILY COURT JUDGES  
2006 ANNUAL JUVENILE STATISTICAL REPORT**

**Six Most Frequent Referral Reasons by Source in 2006**

When looking at the six (6) most frequently reported referral reasons associated with each referral source, the tables on the following pages reveal that in 2006, law enforcement personnel most often referred juveniles for traffic complaints, while custody was the reason most often cited for referral by parents and relatives. Self referrals, referrals by community service agencies, other state departments, child and parent, and the District Attorney all had child support issues at the top. With regard to schools, truancy remained the most cited referral reason and possession of tobacco products was the second. Most DCS and social agency referrals were for dependency and neglect issues. Victims continued to refer most often for assault and hospitals referred most often for paternity and legitimation.

**TENNESSEE COUNCIL OF JUVENILE AND FAMILY COURT JUDGES  
2006 ANNUAL JUVENILE COURT STATISTICAL REPORT**

**Six Most Frequent Referral Reasons by Source, Race, and Sex for CY 2006**

	White Male	African American Male	Other Race Male	White Female	African American Female	Other Race Female	Unknown Race or Sex	Total
<b><u>Law Enforcement</u></b>								
1. Traffic	9,982	1,874	144	5,164	680	68	600	<b>18,512</b>
2. Assault	1,387	2,124	35	682	1,518	21	79	<b>5,846</b>
3. Disorderly Conduct	910	2,320	36	481	1,841	24	80	<b>5,692</b>
4. Theft of Property	2,017	1,787	51	900	717	20	131	<b>5,623</b>
5. Possession of Controlled Substances	1,878	1,370	42	604	133	10	76	<b>4,113</b>
6. Possession / Consumption of Alcohol	1,816	176	21	854	36	10	70	<b>2,983</b>
<b><u>Parents</u></b>								
1. Custody	920	556	64	908	495	55	191	<b>3,189</b>
2. Unruly Behavior	1,041	323	27	935	235	23	59	<b>2,643</b>
3. Dependency / Neglect	334	736	29	338	771	21	41	<b>2,270</b>
4. Child Support	450	273	22	456	281	18	76	<b>1,576</b>
5. Administrative Review	114	612	4	110	630	11	3	<b>1,484</b>
6. Other	422	222	18	414	144	22	168	<b>1,410</b>
<b><u>Relatives</u></b>								
1. Custody	1,077	291	57	1,097	328	51	304	<b>3,205</b>
2. Dependency / Neglect	299	106	20	335	108	27	46	<b>941</b>
3. Other	122	23	14	116	47	8	68	<b>398</b>
4. Unruly Behavior	59	22	3	67	21	2	3	<b>177</b>
5. In-State Runaway	24	21	1	61	23	3	2	<b>135</b>
6. Child Support	49	12	2	54	8	2	4	<b>131</b>
<b><u>Self</u></b>								
1. Child Support	151	7	5	137	7	2	1	<b>310</b>
2. Other	103	7	1	36	2	1	2	<b>152</b>
3. Custody	32	4	0	34	0	0	3	<b>73</b>
4. Visitation	24	1	3	10	1	1	0	<b>40</b>
5. Violation of Probation	10	4	0	7	3	0	0	<b>24</b>
6. Dependency / Neglect	7	2	0	10	0	0	0	<b>19</b>
<b><u>School</u></b>								
1. Truancy	2,766	536	70	2,570	444	64	211	<b>6,661</b>
2. Possession of Tobacco Products	906	29	3	324	4	2	9	<b>1,277</b>
3. Unruly Behavior	234	70	13	94	17	2	3	<b>433</b>
4. Other	122	14	2	197	26	5	17	<b>383</b>
5. Disorderly Conduct	145	35	7	83	28	1	6	<b>305</b>
6. Judicial Review	127	3	2	107	2	0	4	<b>245</b>
<b><u>Community Service Agencies</u></b>								
1. Child Support	8	22	0	6	21	0	4	<b>61</b>
2. Violation of Probation	18	10	0	2	0	0	0	<b>30</b>
3. Custody	6	0	0	4	0	1	0	<b>11</b>
4. Judicial Review	5	0	0	5	0	0	0	<b>10</b>
5. Dependency / Neglect	3	1	0	1	0	0	0	<b>5</b>
6. In-State Runaway	1	0	0	1	1	0	0	<b>3</b>

**TENNESSEE COUNCIL OF JUVENILE AND FAMILY COURT JUDGES  
2006 ANNUAL JUVENILE COURT STATISTICAL REPORT**

**Six Most Frequent Referral Reasons by Source, Race, and Sex for CY 2006**

	White Male	African American Male	Other Race Male	White Female	African American Female	Other Race Female	Unknown Race or Sex	Total
<b><u>Department of Children's Services</u></b>								
1. Dependency / Neglect	1,599	394	76	1,709	423	77	363	<b>4,641</b>
2. Foster Care Review	1,130	110	28	1,095	68	38	87	<b>2,556</b>
3. Judicial Review	1,098	97	34	862	40	27	158	<b>2,316</b>
4. Other	595	85	7	443	52	14	109	<b>1,305</b>
5. Violation of Probation	771	170	21	247	41	3	7	<b>1,260</b>
6. Custody	305	34	5	351	32	8	143	<b>878</b>
<b><u>Other State Department</u></b>								
1. Child Support	666	817	12	441	805	9	137	<b>2,887</b>
2. Contempt of Court	213	90	16	179	79	16	133	<b>726</b>
3. Violation of Probation	228	40	2	49	0	0	0	<b>319</b>
4. Paternity / Legitimation	82	64	1	23	64	0	21	<b>255</b>
5. Other	62	15	0	28	0	0	6	<b>111</b>
6. Judicial Review	65	2	0	33	0	0	2	<b>102</b>
<b><u>District Attorney</u></b>								
1. Child Support	850	151	17	776	114	35	507	<b>2,450</b>
2. Contempt of Court	220	64	9	214	38	11	34	<b>590</b>
3. Paternity / Legitimation	103	30	11	108	16	2	25	<b>295</b>
4. Other	42	31	0	25	10	9	1	<b>118</b>
5. Judicial Review	28	18	1	12	19	3	17	<b>98</b>
6. Rape of a Child	8	2	0	0	5	0	1	<b>16</b>
<b><u>Court Staff</u></b>								
1. Judicial Review	2,015	265	76	1,316	190	43	242	<b>4,147</b>
2. Violation of Probation	1,550	1,126	43	620	292	17	70	<b>3,718</b>
3. Foster Care Review	185	314	28	146	240	27	37	<b>977</b>
4. Other	280	460	9	145	44	3	26	<b>967</b>
5. Violation of a Valid Court Order	373	147	9	249	94	14	23	<b>909</b>
6. Administrative Review	237	82	17	121	54	11	116	<b>638</b>
<b><u>Social Agency</u></b>								
1. Dependency / Neglect	37	84	1	30	85	0	6	<b>243</b>
2. Violation of Probation	127	31	1	34	2	1	0	<b>196</b>
3. Administrative Review	17	58	0	12	80	0	3	<b>170</b>
4. Termination of Parental Rights	9	42	4	17	30	2	3	<b>107</b>
5. Other	16	7	0	9	11	0	1	<b>44</b>
6. Custody	16	2	0	15	2	0	6	<b>41</b>
<b><u>Other Court</u></b>								
1. Other	46	18	0	43	9	1	19	<b>136</b>
2. Theft of Property	26	7	0	34	4	0	3	<b>74</b>
3. Visitation	6	5	3	6	6	0	35	<b>61</b>
4. Assault	21	10	1	8	5	0	0	<b>45</b>
5. Possession / Consumption of Alcohol	28	1	1	12	1	0	2	<b>45</b>
6. Traffic	21	0	1	6	2	0	3	<b>33</b>

**TENNESSEE COUNCIL OF JUVENILE AND FAMILY COURT JUDGES  
2006 ANNUAL JUVENILE COURT STATISTICAL REPORT**

**Six Most Frequent Referral Reasons by Source, Race, and Sex for CY 2006**

	White Male	African American Male	Other Race Male	White Female	African American Female	Other Race Female	Unknown Race or Sex	Total
<b><u>Victim</u></b>								
1. Assault	362	210	10	256	126	2	8	974
2. Theft of Property	277	97	6	258	71	8	6	723
3. Vandalism	216	76	9	75	25	5	10	416
4. Harassment	55	16	4	73	24	3	3	178
5. Criminal Trespass	50	23	3	20	10	2	2	110
6. Aggravated Assault	40	34	6	16	10	0	1	107
<b><u>Child &amp; Parent</u></b>								
1. Child Support	37	8	8	31	13	6	10	113
2. Assault	56	8	2	16	6	0	2	90
3. Other	20	1	1	11	1	1	0	35
4. Paternity / Legitimation	13	3	2	8	1	3	3	33
5. Custody	6	1	0	2	4	1	2	16
6. Harassment	8	0	0	2	0	0	1	11
<b><u>Hospital</u></b>								
1. Paternity / Legitimation	16	2	0	13	0	0	0	31
2. In-State Runaway	0	0	1	0	2	0	0	3
3. Request for Medical Treatment	1	0	0	2	0	0	0	3
4. Unruly Behavior	0	0	0	1	2	0	0	3
5. Assault	1	0	0	0	0	0	0	1
6. Child Support	0	0	0	1	0	0	0	1
<b><u>Unknown</u></b>								
1. Other	59	71	7	38	50	3	22	250
2. Truancy	10	0	1	9	0	0	1	21
3. Violation of Probation	12	2	0	3	0	0	0	17
4. Custody	3	3	0	3	2	0	1	12
5. Unruly Behavior	9	0	0	3	0	0	0	12
6. Violation of a Valid Court Order	3	1	0	4	4	0	0	12
<b><u>Other</u></b>								
1. Other	644	724	45	565	353	25	363	2,719
2. Child Support	207	614	39	197	505	25	457	2,044
3. Paternity / Legitimation	63	180	15	58	153	9	166	644
4. Custody	119	93	11	140	66	13	90	532
5. Dependency / Neglect	110	104	14	126	85	14	38	491
6. Judicial Review	215	3	0	187	5	2	13	425

## TENNESSEE COUNCIL OF JUVENILE AND FAMILY COURT JUDGES 2006 ANNUAL JUVENILE STATISTICAL REPORT

### SOURCE OF REFERRALS BY TYPE OF OFFENSE, RACE, AND SEX FOR CY 2006

Tables on the following pages show the source of referrals by type of offense, race, and sex of juveniles. The types of offenses are; Delinquent, Status/Unruly, Dependency and Neglect, Other Violation, Special Proceedings, and Other.

Law enforcement personnel are most likely to refer juveniles in the delinquent category and did so **79.8%** of the time. The largest percentages of all Delinquent referrals (**78,612**) by race and gender were as follows: **42.9%** white males, **26.1%** African American males, **17.6%** white females, and **9.4%** African American females.

Law enforcement personnel were first with **37.7%** of referrals in the Status/Unruly category (**25,415**). The largest percentages of Status/Unruly referrals by race and gender were as follows: **41.2%** white males, **30.0%** white females, **15.2%** African American males and **8.9%** African American females.

The Department of Children's Services (DCS) referred **52.3%** in the Dependency and Neglect category (**5,398**). The largest percentages of Status/Unruly referrals by race and gender were as follows: **30.1%** white females, **27.9%** white males, **16.2%** African American females, and **16.0%** African American males.

Please note that each juvenile court used their own methods for filing Dependency and Neglect petitions and the court personnel responsible for these actions may not be the same level or type in every court. This means that the juvenile data collector may not have seen the case or may not have received the data that results from the petition filed on the particular case. It is because of these reasons that the dependency and neglect data most certainly is underreported to the Council.

**TENNESSEE COUNCIL OF JUVENILE AND FAMILY COURT JUDGES  
2006 ANNUAL JUVENILE COURT STATISTICAL REPORT**

**Source of Referrals by Type of Offense, Race, and Sex for CY 2006**

	White Male	African American Male	Other Race Male	White Female	African American Female	Other Race Female	Unknown Race or Sex	Total
<b><u>Delinquent</u></b>								
Law Enforcement	26,520	17,351	543	10,424	6,194	201	1,490	62,723
Court Staff	2,227	1,456	52	895	393	24	109	5,156
Victim	1,155	518	48	742	289	23	34	2,809
DCS	1,069	349	26	346	86	5	57	1,938
School	638	126	11	333	62	3	12	1,185
Other State Department	527	160	18	233	86	16	136	1,176
Parents	433	136	14	257	102	9	27	978
Other	351	231	7	159	97	4	83	932
District Attorney's Office	240	72	9	217	43	11	39	631
Other Court	211	51	6	91	21	1	11	392
Social Agency	171	36	1	54	13	3	3	281
Relatives	64	23	2	53	9	0	4	155
Child & Parent	84	9	2	28	6	0	3	132
Unknown	34	3	1	8	1	0	1	48
Self	19	5	0	14	3	0	0	41
CSA	18	13	0	2	0	0	1	34
Hospital	1	0	0	0	0	0	0	1
<b>Totals</b>	<b>33,762</b>	<b>20,539</b>	<b>740</b>	<b>13,856</b>	<b>7,405</b>	<b>300</b>	<b>2,010</b>	<b>78,612</b>

<b><u>Status/Unruly</u></b>								
Law Enforcement	3,849	2,147	83	2,134	969	73	326	9,581
School	4,018	655	89	3,083	486	69	225	8,625
Parents	1,425	529	41	1,535	423	38	93	4,084
Court Staff	538	218	17	357	152	23	32	1,337
DCS	334	206	9	202	127	11	13	902
Relatives	94	44	4	141	44	5	6	338
Other	87	44	2	78	43	2	13	269
Other State Department	26	6	0	18	9	0	0	59
Unknown	22	1	1	18	4	0	1	47
Other Court	22	5	1	14	1	1	1	45
Social Agency	20	6	0	11	4	1	2	44
Victim	19	3	0	14	2	1	0	39
Child & Parent	6	0	0	8	1	0	0	15
CSA	5	0	0	2	2	0	0	9
Self	4	0	0	2	2	0	0	8
Hospital	0	1	1	1	4	0	0	7
District Attorney's Office	3	0	0	2	1	0	0	6
<b>Totals</b>	<b>10,472</b>	<b>3,865</b>	<b>248</b>	<b>7,620</b>	<b>2,274</b>	<b>224</b>	<b>712</b>	<b>25,415</b>

**TENNESSEE COUNCIL OF JUVENILE AND FAMILY COURT JUDGES  
2006 ANNUAL JUVENILE COURT STATISTICAL REPORT**

**Source of Referrals by Type of Offense, Race, and Sex for CY 2006**

	White Male	African American Male	Other Race Male	White Female	African American Female	Other Race Female	Unknown Race or Sex	Total
<b><u>Dependency and Neglect</u></b>								
DCS	1,824	481	90	1,954	486	99	464	5,398
Parents	352	736	29	353	771	22	44	2,307
Relatives	313	108	20	345	109	28	49	972
Other	119	108	16	136	87	14	46	526
Social Agency	46	126	5	47	115	2	9	350
Court Staff	84	42	5	112	46	3	11	303
School	54	18	2	70	30	7	33	214
Law Enforcement	62	17	4	61	27	1	4	176
Self	7	2	0	10	0	0	0	19
Other State Department	5	2	0	7	1	0	0	15
Victim	3	5	1	4	1	0	0	14
Unknown	3	0	0	6	1	0	0	10
Other Court	1	0	0	3	1	0	2	7
Child & Parent	1	1	0	3	0	0	0	5
CSA	3	1	0	1	0	0	0	5
District Attorney's Office	1	0	0	0	0	0	0	1
Hospital	1	0	0	0	0	0	0	1
<b>Totals</b>	<b>2,879</b>	<b>1,647</b>	<b>172</b>	<b>3,112</b>	<b>1,675</b>	<b>176</b>	<b>662</b>	<b>10,323</b>

**Other Violations**

DCS	68	16	0	31	1	0	0	116
Court Staff	57	3	2	40	0	0	2	104
District Attorney's Office	9	0	0	5	2	0	0	16
Law Enforcement	0	1	0	0	0	0	0	1
<b>Totals</b>	<b>134</b>	<b>20</b>	<b>2</b>	<b>76</b>	<b>3</b>	<b>0</b>	<b>2</b>	<b>237</b>

**Special Proceedings**

Parents	2,137	1,756	113	2,003	1,740	110	373	8,232
DCS	2,962	293	76	2,665	169	80	426	6,671
Court Staff	2,480	676	122	1,626	502	83	406	5,895
Other	651	919	69	633	761	50	757	3,840
Relatives	1,205	305	62	1,244	342	56	332	3,546
Other State Department	820	883	13	499	872	9	163	3,259
District Attorney's Office	984	199	29	898	149	40	549	2,848
Law Enforcement	183	176	5	100	202	9	34	709
Self	216	13	10	192	8	5	5	449
Social Agency	72	61	4	49	85	2	13	286
School	140	7	2	123	3	0	7	282
Child & Parent	61	12	10	48	19	12	15	177
Other Court	17	5	3	15	7	0	46	93
CSA	20	22	0	15	21	1	4	83
Hospital	17	2	0	16	0	0	0	35
Unknown	9	4	0	5	4	0	2	24
Victim	11	2	0	6	2	1	1	23
<b>Totals</b>	<b>11,985</b>	<b>5,335</b>	<b>518</b>	<b>10,137</b>	<b>4,886</b>	<b>458</b>	<b>3,133</b>	<b>36,452</b>

**TENNESSEE COUNCIL OF JUVENILE AND FAMILY COURT JUDGES  
2006 ANNUAL JUVENILE COURT STATISTICAL REPORT**

**Source of Referrals by Type of Offense, Race, and Sex for CY 2006**

	White Male	African American Male	Other Race Male	White Female	African American Female	Other Race Female	Unknown Race or Sex	Total
<b><u>Other</u></b>								
Other	644	724	45	565	353	25	363	2,719
Law Enforcement	1,060	660	21	298	341	11	70	2,461
Parents	422	222	18	414	144	22	168	1,410
DCS	595	85	7	443	52	14	109	1,305
Court Staff	280	460	9	145	44	3	26	967
Relatives	122	23	14	116	47	8	68	398
School	122	14	2	197	26	5	17	383
Unknown	59	71	7	38	50	3	22	250
Self	103	7	1	36	2	1	2	152
Other Court	46	18	0	43	9	1	19	136
District Attorney's Office	42	31	0	25	10	9	1	118
Other State Department	62	15	0	28	0	0	6	111
Victim	62	9	0	18	8	0	2	99
Social Agency	16	7	0	9	11	0	1	44
Child & Parent	20	1	1	11	1	1	0	35
CSA	1	0	0	1	0	0	1	3
Hospital	1	0	0	0	0	0	0	1
<b>Totals</b>	<b>3,657</b>	<b>2,347</b>	<b>125</b>	<b>2,387</b>	<b>1,098</b>	<b>103</b>	<b>875</b>	<b>10,592</b>
<b>All Referral Source Totals</b>	<b>62,889</b>	<b>33,753</b>	<b>1,805</b>	<b>37,188</b>	<b>17,341</b>	<b>1,261</b>	<b>7,394</b>	<b>161,631</b>



**TENNESSEE COUNCIL OF JUVENILE AND FAMILY COURT JUDGES  
2006 ANNUAL JUVENILE STATISTICAL REPORT**

**CHILDREN REFERRED FOR UNLAWFUL POSSESSION/CARRYING OF A WEAPON FOR CY  
2006**

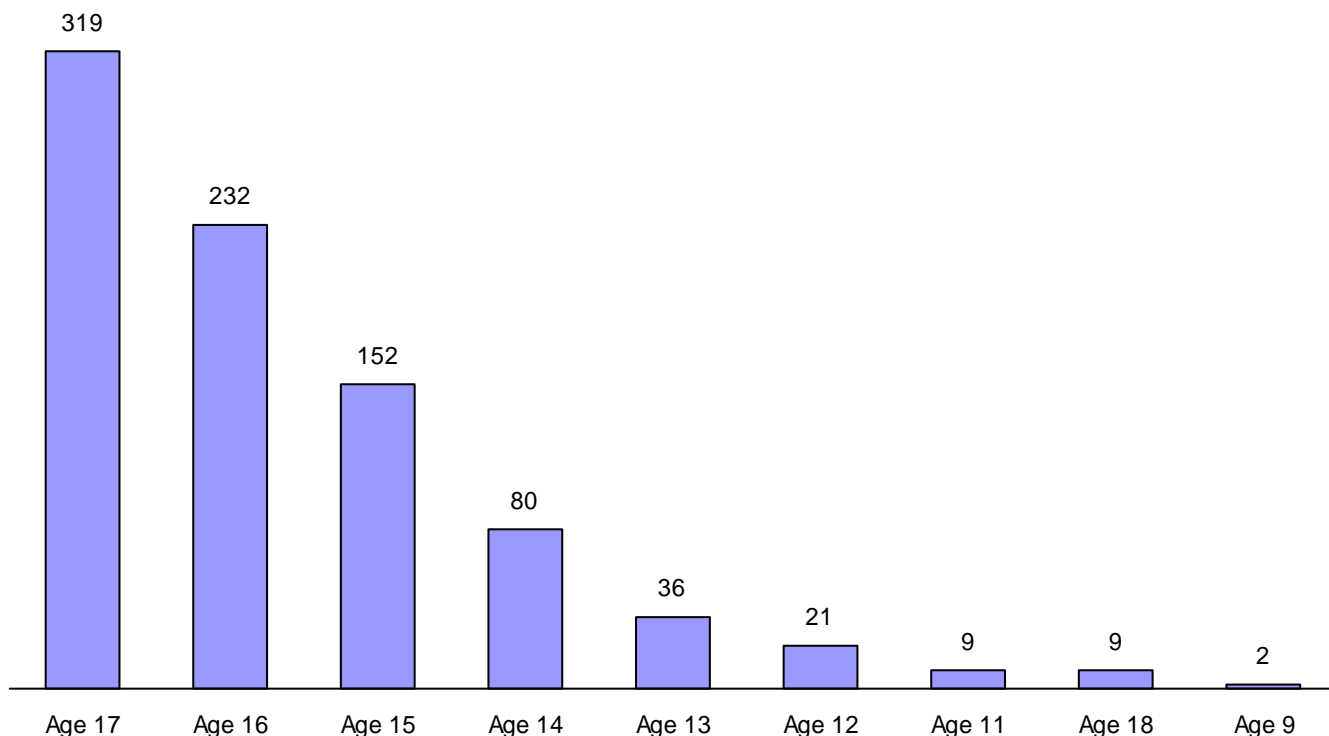
The following page contains information concerning children referred to the juvenile court for Unlawful Possession/Carrying of a Weapon. The table and chart show children referred for unlawful possession/carrying of a weapon in 2006 by age, race and sex. The data shows that of the total children referred (**860**), for this reason, the largest percentages by age were: **37.1%** age 17, **27.0%** age 16, and **17.7%** age 15.

The percentages of children referred for Unlawful Possession/Carrying of a Weapon for 2006 by race and gender were: **61.2%** African American males, **27.0%** white males, **5.0%** African American females, and **1.7%** white females.

**TENNESSEE COUNCIL OF JUVENILE AND FAMILY COURT JUDGES  
2006 ANNUAL JUVENILE COURT STATISTICAL REPORT**

**Children Referred for Unlawful Carrying/Possession of a Weapon for CY 2006  
Total Children = 87,081**

	White Male	African American Male	Other Race Male	White Female	African American Female	Other Race Female	Unknown Race or Sex	Total	% of All Children Referred
Age Under 1	0	0	0	0	0	0	0	0	0.00%
Age 1	0	0	0	0	0	0	0	0	0.00%
Age 2	0	0	0	0	0	0	0	0	0.00%
Age 3	0	0	0	0	0	0	0	0	0.00%
Age 4	0	0	0	0	0	0	0	0	0.00%
Age 5	0	0	0	0	0	0	0	0	0.00%
Age 6	0	0	0	0	0	0	0	0	0.00%
Age 7	0	0	0	0	0	0	0	0	0.00%
Age 8	0	0	0	0	0	0	0	0	0.00%
Age 9	1	0	0	1	0	0	0	2	0.00%
Age 10	0	0	0	0	0	0	0	0	0.00%
Age 11	1	5	0	0	1	1	1	9	0.01%
Age 12	5	12	0	1	3	0	0	21	0.02%
Age 13	12	17	1	2	1	0	3	36	0.04%
Age 14	24	46	1	1	3	0	5	80	0.09%
Age 15	42	92	3	1	11	0	3	152	0.17%
Age 16	56	147	2	2	12	1	12	232	0.27%
Age 17	88	201	2	7	12	1	8	319	0.37%
Age 18	3	6	0	0	0	0	0	9	0.01%
Age 19 and Over	0	0	0	0	0	0	0	0	0.00%
<b>Totals</b>	<b>232</b>	<b>526</b>	<b>9</b>	<b>15</b>	<b>43</b>	<b>3</b>	<b>32</b>	<b>860</b>	



**TENNESSEE COUNCIL OF JUVENILE AND FAMILY COURT JUDGES  
2006 ANNUAL JUVENILE STATISTICAL REPORT**

**CHILDREN REFERRED FOR CARRYING WEAPONS ON SCHOOL PROPERTY FOR CY 2006**

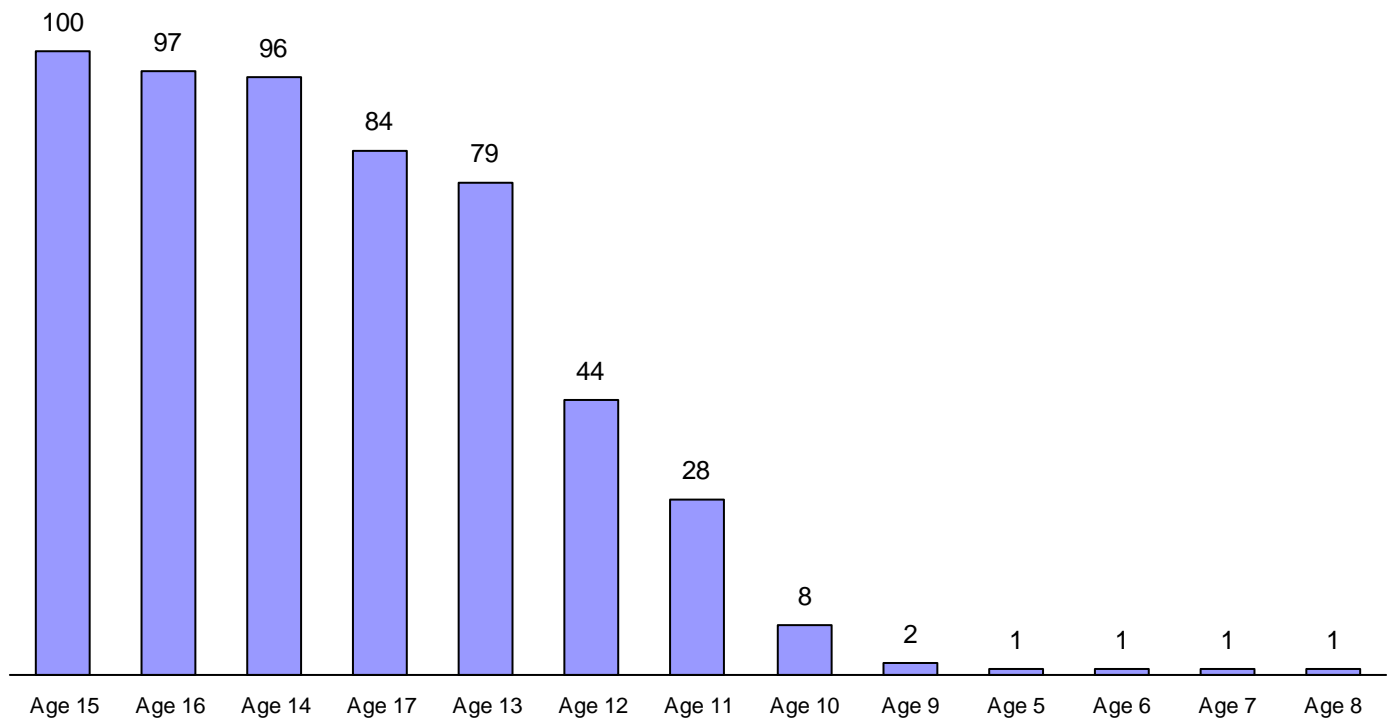
The following page contains information concerning children referred to the juvenile court for Carrying Weapons on School Property for CY 2006. The table and chart show children referred for Carrying Weapons on School Property in 2006 by age, race and sex. The data shows that of the total children **(542)**, referred for this reason, the largest percentages were: **18.5%** age 15, **17.9%** age 16, and **17.7%** age 14.

The percentages of children referred for Carrying Weapons on School Property by race and gender in 2006 were as follows: **41.3%** African American males, **30.8%** white males, **17.3%** African American females, and **5.7%** white females.

**TENNESSEE COUNCIL OF JUVENILE AND FAMILY COURT JUDGES  
2006 ANNUAL JUVENILE COURT STATISTICAL REPORT**

**Children Referred for Carrying Weapons on School Property for CY 2006  
Total Children = 87,081**

	White Male	African American Male	Other Race Male	White Female	African American Female	Other Race Female	Unknown Race or Sex	Total	% of Children Referred
Age Under 1	0	0	0	0	0	0	0	0	0.00%
Age 1	0	0	0	0	0	0	0	0	0.00%
Age 2	0	0	0	0	0	0	0	0	0.00%
Age 3	0	0	0	0	0	0	0	0	0.00%
Age 4	0	0	0	0	0	0	0	0	0.00%
Age 5	0	1	0	0	0	0	0	1	0.00%
Age 6	0	1	0	0	0	0	0	1	0.00%
Age 7	0	1	0	0	0	0	0	1	0.00%
Age 8	1	0	0	0	0	0	0	1	0.00%
Age 9	0	2	0	0	0	0	0	2	0.00%
Age 10	2	5	0	0	1	0	0	8	0.01%
Age 11	8	13	0	1	4	1	1	28	0.03%
Age 12	12	22	0	3	5	0	2	44	0.05%
Age 13	30	29	2	5	8	0	5	79	0.09%
Age 14	22	41	2	5	24	0	2	96	0.11%
Age 15	29	35	0	9	24	1	2	100	0.11%
Age 16	34	38	2	4	15	0	4	97	0.11%
Age 17	29	36	2	4	13	0	0	84	0.10%
Age 18	0	0	0	0	0	0	0	0	0.00%
Age 19 and Over	0	0	0	0	0	0	0	0	0.00%
<b>Totals</b>	<b>167</b>	<b>224</b>	<b>8</b>	<b>31</b>	<b>94</b>	<b>2</b>	<b>16</b>	<b>542</b>	



## TENNESSEE COUNCIL OF JUVENILE AND FAMILY COURT JUDGES 2006 ANNUAL JUVENILE STATISTICAL REPORT

### **MANNER OF HANDLING THE REFERRAL IN CY 2006**

After determining that a referral warrants action, the court must decide whether to process the referral formally or informally. This decision affects the manner in which the court staff handles the referral. If the referral is to be disposed by a judge or referee through formal adjudicatory and dispositional proceedings, then a petition outlining the charges must be filed as part of the intake process. The filing of a petition, however, does not necessarily result in a formal hearing.

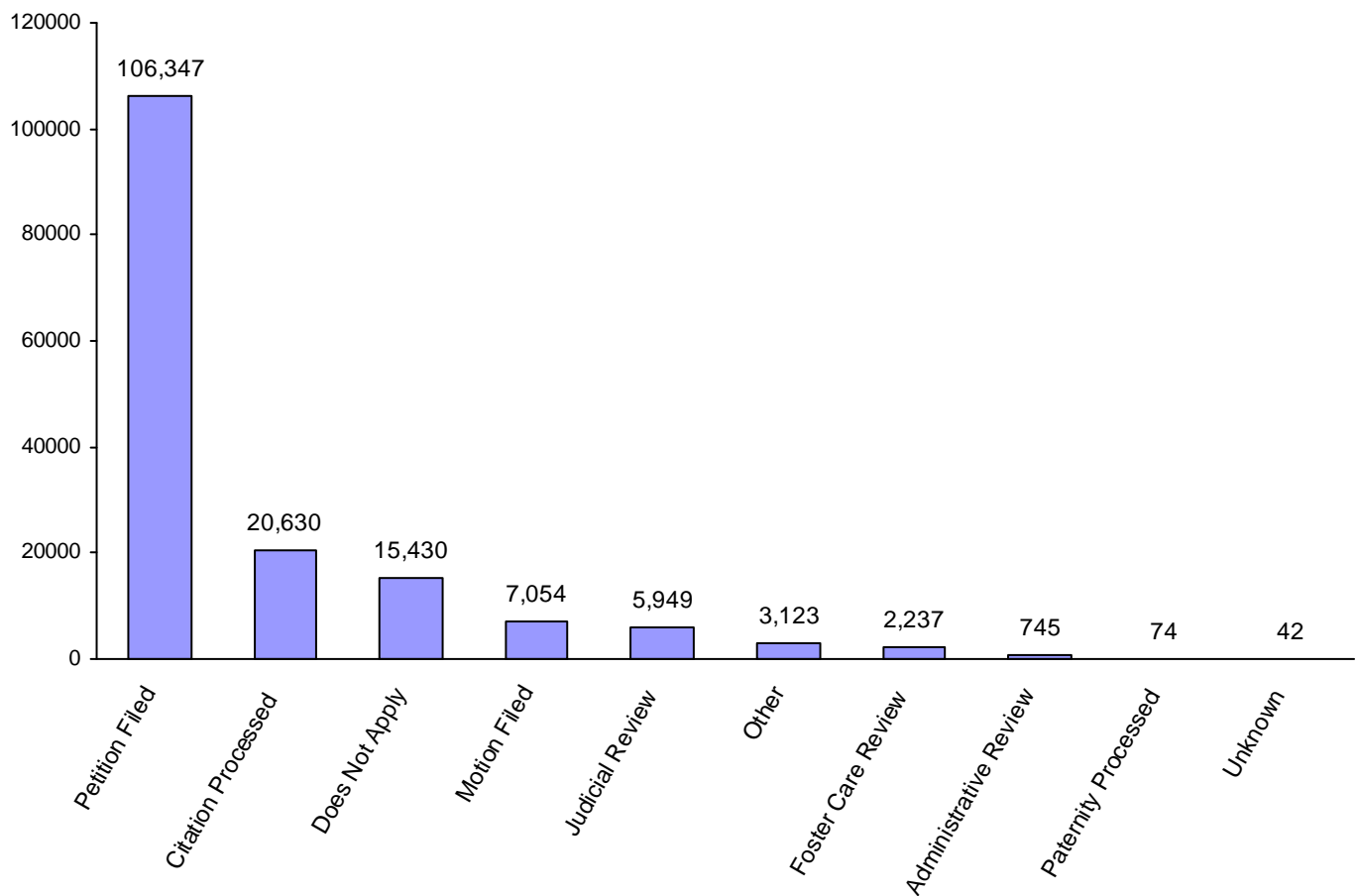
The Intake Actions at Referral by Race and Sex for CY 2006 table and chart show that petitions were filed in **65.8%** of the 2006 referrals and motions were filed in **4.4%**. These figures reflect the number of petitions or motions that resulted in judicial action of some kind. Petitions that were filed but ended in an informal adjustment are explained later in this report.

Citations, which law enforcement may use in lieu of a petition, were issued in **12.8%** of the referrals, paternity actions accounted for **.05%**, and judicial, administrative and foster care reviews accounted for **5.5%**.

**TENNESSEE COUNCIL OF JUVENILE AND FAMILY COURT JUDGES  
2006 ANNUAL JUVENILE COURT STATISTICAL REPORT**

**Intake Actions at Referral by Race and Sex for CY 2006**

	White Male	African American Male	Other Race Male	White Female	African American Female	Other Race Female	Unknown Race or Sex	Total	% of Total Referrals
Petition Filed	40,762	22,956	1,214	23,828	11,277	865	5,445	106,347	65.80%
Motion Filed	2,604	831	106	2,258	558	87	610	7,054	4.36%
Citation Processed	11,998	1,289	186	6,055	634	86	382	20,630	12.76%
Paternity Processed	34	10	0	30	0	0	0	74	0.05%
Judicial Review	3,103	243	96	1,966	139	73	329	5,949	3.68%
Administrative Review	284	84	16	182	50	12	117	745	0.46%
Foster Care Review	734	383	53	631	275	43	118	2,237	1.38%
Unknown	17	5	0	13	0	1	6	42	0.03%
Does Not Apply	2,076	7,584	98	1,161	4,157	68	286	15,430	9.55%
Other	1,277	368	36	1,064	251	26	101	3,123	1.93%
<b>Totals</b>	<b>62,889</b>	<b>33,753</b>	<b>1,805</b>	<b>37,188</b>	<b>17,341</b>	<b>1,261</b>	<b>7,394</b>	<b>161,631</b>	



**TENNESSEE COUNCIL OF JUVENILE AND FAMILY COURT JUDGES  
2006 ANNUAL JUVENILE STATISTICAL REPORT**

**INTAKE ACTIONS AT REFERRAL BY CLASS OF OFFENSE, RACE, AND SEX FOR CY 2006**

The following pages contain information concerning Intake Actions at Referral by Class of Offense, Race, and Sex for CY 2006. These tables show nine (9) categories: Offenses Against Persons, Offenses Against Property, Illegal Conduct, Status Offenses, Dependency and Neglect, Other Violation Proceedings, Parentage, Special Proceedings, and Other. The top four intake actions fell into the following categories: Illegal Conduct at **53,301** or **33.0%**, Parentage at **22,275** or **13.8%**, Status Offenses at **19,443**, or **12.0%**, and Offenses Against Property at **13,809** or **8.5%**.

**TENNESSEE COUNCIL OF JUVENILE AND FAMILY COURT JUDGES  
2006 ANNUAL JUVENILE COURT STATISTICAL REPORT**

**Intake Actions at Referral by Class of Offense, Race, and Sex for CY 2006**

	White Male	African American Male	Other Race Male	White Female	African American Female	Other Race Female	Unknown Race or Sex	Total
<b><u>Offenses Against Persons</u></b>								
Petition Filed	3,144	2,919	95	1,183	1,030	34	176	8,581
Does Not Apply	150	1,247	9	68	965	4	19	2,462
Citation Processed	183	66	5	85	39	1	14	393
Motion Filed	8	12	0	4	0	1	2	27
Other	8	8	1	7	0	0	0	24
Scheduling of Judicial Review	6	0	0	2	1	0	0	9
Notification of Paternity Processed	1	2	0	1	0	0	0	4
Scheduling of Administrative Review	1	0	0	1	0	0	0	2
<b>Totals</b>	<b>3,501</b>	<b>4,254</b>	<b>110</b>	<b>1,351</b>	<b>2,035</b>	<b>40</b>	<b>211</b>	<b>11,502</b>
<b><u>Offenses Against Property</u></b>								
Petition Filed	5,472	2,876	127	1,507	628	32	242	10,884
Does Not Apply	242	1,074	11	161	457	9	37	1,991
Citation Processed	390	90	9	246	67	3	13	818
Other	31	12	0	15	2	0	2	62
Scheduling of Judicial Review	11	1	0	12	0	0	2	26
Motion Filed	13	6	2	3	1	0	0	25
Notification of Paternity Processed	0	0	0	1	0	0	0	1
Scheduling of Foster Care Review	1	0	0	0	0	0	0	1
Unknown	0	1	0	0	0	0	0	1
<b>Totals</b>	<b>6,160</b>	<b>4,060</b>	<b>149</b>	<b>1,945</b>	<b>1,155</b>	<b>44</b>	<b>296</b>	<b>13,809</b>
<b><u>Illegal Conduct</u></b>								
Petition Filed	13,547	7,814	281	5,145	2,113	128	993	30,021
Citation Processed	9,261	946	155	4,828	462	69	306	16,027
Does Not Apply	930	3,406	36	414	1,616	18	168	6,588
Other	238	38	4	98	12	1	8	399
Motion Filed	67	16	5	45	9	0	22	164
Scheduling of Judicial Review	48	0	0	23	3	0	6	80
Notification of Paternity Processed	6	4	0	4	0	0	0	14
Scheduling of Administrative Review	1	1	0	1	0	0	0	3
Scheduling of Foster Care Review	2	0	0	1	0	0	0	3
Unknown	1	0	0	1	0	0	0	2
<b>Totals</b>	<b>24,101</b>	<b>12,225</b>	<b>481</b>	<b>10,560</b>	<b>4,215</b>	<b>216</b>	<b>1,503</b>	<b>53,301</b>



**TENNESSEE COUNCIL OF JUVENILE AND FAMILY COURT JUDGES  
2006 ANNUAL JUVENILE COURT STATISTICAL REPORT**

**Intake Actions at Referral by Class of Offense, Race, and Sex for CY 2006**

	White Male	African American Male	Other Race Male	White Female	African American Female	Other Race Female	Unknown Race or Sex	Total
<b><u>Status Offenses</u></b>								
Petition Filed	7,686	2,947	191	6,108	1,689	182	640	19,443
Citation Processed	1,960	159	17	821	55	12	32	3,056
Does Not Apply	473	656	26	367	459	24	25	2,030
Other	235	92	9	238	63	4	13	654
Scheduling of Administrative Review	57	2	0	48	0	0	0	107
Motion Filed	37	7	4	15	7	1	0	71
Unknown	11	1	0	8	0	1	2	23
Scheduling of Judicial Review	8	0	1	9	1	0	0	19
Notification of Paternity Processed	4	1	0	5	0	0	0	10
Scheduling of Foster Care Review	1	0	0	1	0	0	0	2
<b>Totals</b>	<b>10,472</b>	<b>3,865</b>	<b>248</b>	<b>7,620</b>	<b>2,274</b>	<b>224</b>	<b>712</b>	<b>25,415</b>
<b><u>Dependency/Neglect</u></b>								
Petition Filed	2,737	1,539	166	2,990	1,564	172	644	9,812
Does Not Apply	21	89	3	10	97	2	3	225
Motion Filed	67	8	2	68	1	1	4	151
Scheduling of Judicial Review	32	4	0	24	3	0	5	68
Other	13	3	1	15	8	1	5	46
Scheduling of Foster Care Review	7	4	0	2	2	0	0	15
Scheduling of Administrative Review	2	0	0	2	0	0	0	4
Citation Processed	0	0	0	1	0	0	1	2
<b>Totals</b>	<b>2,879</b>	<b>1,647</b>	<b>172</b>	<b>3,112</b>	<b>1,675</b>	<b>176</b>	<b>662</b>	<b>10,323</b>
<b><u>Other Violation Proceedings</u></b>								
Petition Filed	129	20	2	73	3	0	2	229
Motion Filed	4	0	0	3	0	0	0	7
Scheduling of Judicial Review	1	0	0	0	0	0	0	1
<b>Totals</b>	<b>134</b>	<b>20</b>	<b>2</b>	<b>76</b>	<b>3</b>	<b>0</b>	<b>2</b>	<b>237</b>
<b><u>Parentage</u></b>								
Petition Filed	5,787	3,479	295	5,327	3,250	257	2,325	20,720
Motion Filed	281	55	17	295	53	13	52	766
Does Not Apply	32	158	2	23	187	5	16	423
Scheduling of Judicial Review	129	9	6	117	9	7	6	283
Other	29	13	2	29	12	7	20	112
Notification of Paternity Processed	19	2	0	15	0	0	0	36
Scheduling of Foster Care Review	10	0	0	4	0	0	0	14
Scheduling of Administrative Review	9	0	0	1	0	0	0	10
Unknown	1	2	0	2	0	0	3	8
Citation Processed	0	0	0	3	0	0	0	3
<b>Totals</b>	<b>6,297</b>	<b>3,718</b>	<b>322</b>	<b>5,816</b>	<b>3,511</b>	<b>289</b>	<b>2,422</b>	<b>22,375</b>

**TENNESSEE COUNCIL OF JUVENILE AND FAMILY COURT JUDGES  
2006 ANNUAL JUVENILE COURT STATISTICAL REPORT**

**Intake Actions at Referral by Class of Offense, Race, and Sex for CY 2006**

	White Male	African American Male	Other Race Male	White Female	African American Female	Other Race Female	Unknown Race or Sex	Total
<b>Special Proceedings</b>								
Scheduling of Judicial Review	2,707	218	88	1,711	120	64	304	5,212
Petition Filed	624	661	14	585	684	14	131	2,713
Scheduling of Foster Care Review	709	378	53	621	273	42	118	2,194
Motion Filed	1,022	68	8	914	48	26	20	2,106
Other	293	156	13	300	132	10	17	921
Scheduling of Administrative Review	214	81	16	127	50	12	117	617
Does Not Apply	61	49	4	35	64	1	1	215
Citation Processed	56	5	0	28	4	0	3	96
Notification of Paternity Processed	1	1	0	0	0	0	0	2
Unknown	1	0	0	0	0	0	0	1
<b>Totals</b>	<b>5,688</b>	<b>1,617</b>	<b>196</b>	<b>4,321</b>	<b>1,375</b>	<b>169</b>	<b>711</b>	<b>14,077</b>
<b>Other</b>								
Petition Filed	1,636	701	43	910	316	46	292	3,944
Motion Filed	1,105	659	68	911	439	45	510	3,737
Does Not Apply	167	905	7	83	312	5	17	1,496
Other	430	46	6	362	22	3	36	905
Scheduling of Judicial Review	161	11	1	68	2	2	6	251
Citation Processed	148	23	0	43	7	1	13	235
Scheduling of Foster Care Review	4	1	0	2	0	1	0	8
Notification of Paternity Processed	3	0	0	4	0	0	0	7
Unknown	3	1	0	2	0	0	1	7
Scheduling of Administrative Review	0	0	0	2	0	0	0	2
<b>Totals</b>	<b>3,657</b>	<b>2,347</b>	<b>125</b>	<b>2,387</b>	<b>1,098</b>	<b>103</b>	<b>875</b>	<b>10,592</b>
<b>All Intake Action Totals</b>	<b>62,889</b>	<b>33,753</b>	<b>1,805</b>	<b>37,188</b>	<b>17,341</b>	<b>1,261</b>	<b>7,394</b>	<b>161,631</b>

## TENNESSEE COUNCIL OF JUVENILE AND FAMILY COURT JUDGES 2006 ANNUAL JUVENILE STATISTICAL REPORT

### DETENTION STATISTICS AT REFERRAL BY INDIVIDUAL CHILD BY RACE AND SEX FOR CY 2006

One of the immediate decisions the court must make after receiving an offense-related referral is whether or not to detain the child. When the court believes that a child referred for offense-related reasons is in need of protection or may be a threat to the community, the court may elect to detain the child.

Detention Statistics of Children Referred by Race and Sex for CY 2006 revealed that of the children referred (**87,081**) percentages fell into the following categories: **9.2%** in the "Juvenile Detention Facility", **1.7%** in "Other", and **.9%** in "Non-secure Placement". The table also shows that **66.8%** of the children referred were in the "Does Not Apply" category because they were not considered for detention.

Of those children placed in a juvenile detention facility, **2,500** were white males, **2,755** were African American males, **1,289** were white females, and **1,221** were African American females. These numbers are notable because the total white males (**32,391**) referred were nearly twice the total African American males (**16,220**) and the total white females referred (**21,391**) were nearly twice the total African American females (**10,868**).

The data also revealed that **23** children or **.03%**, were placed in adult jails completely separated by sight and sound from all adult prisoners, and **29** children or **.033%**, were placed in adult jails with partial or no separation.

Detention Statistics at Referral by Individual Cases for CY 2006 show a slightly different percentage (**11.1%**) in the "Juvenile Detention Facility" category, because the numbers are based on total cases (**132,451**) and not total children (**87,081**). One child may have been referred multiple times which increased the percentage shown. Remember that the definition of case is "All referral reasons/charges reported to the court (via complaint, petition, motion, etc.) on a given day for a given child". This table shows that **67.4%** of the cases referred were in the "Does Not Apply" category because they were not considered for detention. Children who are not considered for detention had referrals that did not make them eligible for in detention in a facility or the decision was made not to detain them.

There are several alternatives to detention, such as non-secure placements, which provide children with shelter and supervision in a setting that enables them to continue as many normal activities as possible. Temporary Holding Resources (THR), emergency foster homes, and shelters constitute most of the non-secure placements used by juvenile courts. The 2006 data show **1,176** or **.9%** of the juvenile court cases resulted in **767** children being placed in one of these non-secure settings.

**TENNESSEE COUNCIL OF JUVENILE AND FAMILY COURT JUDGES  
2006 ANNUAL JUVENILE COURT STATISTICAL REPORT**

**Detention Statistics at Referral by Individual Child by Race and Sex for CY 2006**

	White Male	African American Male	Other Race Male	White Female	African American Female	Other Race Female	Unknown Race or Sex	Total	% of Total Children
Does Not Apply	24,798	6,629	727	16,906	4,718	572	3,842	<b>58,192</b>	<b>66.83%</b>
Unknown	3,950	6,663	144	2,357	4,851	113	449	<b>18,527</b>	<b>21.28%</b>
Juvenile Detention Facility	2,500	2,755	69	1,289	1,221	41	160	<b>8,035</b>	<b>9.23%</b>
Other	711	51	2	617	32	4	45	<b>1,462</b>	<b>1.68%</b>
Non-Secure Placement	383	105	8	201	41	3	26	<b>767</b>	<b>0.88%</b>
Psychiatric Hospital	22	9	4	10	1	0	0	<b>46</b>	<b>0.05%</b>
Jail - No Separation	13	4	0	6	2	0	0	<b>25</b>	<b>0.03%</b>
Jail - Complete Separation	11	4	0	4	2	0	2	<b>23</b>	<b>0.03%</b>
Jail - Partial Separation	3	0	0	1	0	0	0	<b>4</b>	<b>0.00%</b>
<b>Totals</b>	<b>32,391</b>	<b>16,220</b>	<b>954</b>	<b>21,391</b>	<b>10,868</b>	<b>733</b>	<b>4,524</b>	<b>87,081</b>	

**Detention Statistics at Referral by Individual Case for CY 2006**

	Cases	% of Total Cases
Does Not Apply	89,221	67.36%
Unknown	24,584	18.56%
Juvenile Detention Facility	14,640	11.05%
Other	2,625	1.98%
Non-Secure Placement	1,176	0.89%
Psychiatric Hospital	84	0.06%
Jail - No Separation	64	0.05%
Jail - Complete Separation	49	0.04%
Jail - Partial Separation	8	0.01%
	<b>132,451</b>	

Detention Statistics above are reported separately by Child and by Case. One child may have multiple cases.

Does Not Apply: Refers to cases not eligible for detention due to the type of Referral or the decision not to detain.

## TENNESSEE COUNCIL OF JUVENILE AND FAMILY COURT JUDGES 2006 ANNUAL JUVENILE STATISTICAL REPORT

### PLACEMENT AFTER SECURE DETENTION HEARING BY INDIVIDUAL CHILD BY RACE AND SEX FOR CY 2006

Placement after Secure Detention Hearing by Individual Child, Race, and Sex for CY 2006 shows placement determinations for all of the children that were referred to the juvenile court. The TCA Rules of Juvenile Procedure, Rule 6, Time Limits for Detention and Temporary Custody Preliminary Hearings, specifically states the following: "In the case of a child alleged to be delinquent, a detention hearing shall be held no later than seventy two (72) hours after the child is placed in detention to determine whether his or her detention is required."

Please note that secure detention hearings for detention determination must be held repeatedly until the child has been brought before the juvenile court for formal adjudication. If the child has not been brought before the juvenile court at the end of the seventy two (72) hour period, another secure detention hearing must be held in order to detain the child for a further seventy two (72) hour period.

Placement of children after secure detention hearing statistics show that the percentages fell into the following categories: **70.7%** in "Does not Apply", **20.4%** in "Unknown/Not Reported", **6.3%** in "Returned to Prior Living Arrangement", and **1.4%** in "Juvenile Detention Facility".

Of those children placed in a juvenile detention facility, **576** were African American males, **332** were white males, **145** were African American females, and **90** were white females. These numbers are notable because the total white males (**32,391**) referred were nearly twice the total African American males (**16,220**) and the total white females referred (**21,391**) were nearly twice the total African American females (**10,868**).

The data also revealed that **31** cases resulted in **17** children, or **.02%**, being placed in adult jails.

Placement after Secure Detention Hearing by Individual Case for CY 2006 shows placement determinations for all of the cases that were referred to the juvenile court. As there may be more than one referral for a given child, the statistics are higher when considering cases.

Placement after secure detention hearing statistics by individual cases showed a slightly different percentage (**2.0%**) in the "Juvenile Detention Facility" category, because the numbers are based on total cases (**132,451**) and not total children (**87,081**). One child may have been referred multiple times which increased the percentage shown. Remember that the definition of case is "All referral reasons/charges reported to the court (via complaint, petition, motion, etc.) on a given day for a given child". This table shows that **71.4%** of the cases placed were in the "Does Not Apply" category because they were not considered for detention. Children who are not considered for detention had referrals that did not make them eligible for in detention in a facility or the decision made was not to detain them. The statistics showed that **17.9%** were in the "Unknown/Not Reported" category, **7.1%** were in the "Returned to Prior Living Arrangement" category, and **2.0%** were in the "Juvenile Detention Facility" category.

**TENNESSEE COUNCIL OF JUVENILE AND FAMILY COURT JUDGES  
2006 ANNUAL JUVENILE COURT STATISTICAL REPORT**

**Placement after Secure Detention Hearing by Individual Child by Race and Sex for CY 2006**

	White Male	African American Male	Other Race Male	White Female	African American Female	Other Race Female	Unknown Race or Sex	Total	% of Total Children
Does Not Apply	25,767	7,537	749	17,579	5,423	591	3,906	61,552	70.68%
Unknown / Not Reported	3,436	6,804	132	2,050	4,753	107	444	17,726	20.36%
Returned to Prior Living Arr	2,338	1,174	49	1,279	496	21	128	5,485	6.30%
Juvenile Detention Facility	332	576	13	90	145	6	24	1,186	1.36%
Other	369	67	3	305	33	2	20	799	0.92%
Shelter / Group Home	48	24	3	32	13	1	2	123	0.14%
Psychiatric Hospital	57	29	4	15	3	1	0	109	0.13%
Foster Family Home	34	4	1	40	1	4	0	84	0.10%
Jail	10	5	0	1	1	0	0	17	0.02%
<b>Totals</b>	<b>32,391</b>	<b>16,220</b>	<b>954</b>	<b>21,391</b>	<b>10,868</b>	<b>733</b>	<b>4,524</b>	<b>87,081</b>	

**Placement after Secure Detention Hearing by Individual Case for CY 2006**

	Cases	% of Total Cases
Does Not Apply	94,519	71.36%
Unknown / Not Reported	23,733	17.92%
Returned to Prior Living Arrangement	9,454	7.14%
Juvenile Detention Facility	2,632	1.99%
Other	1,340	1.01%
Shelter / Group Home	349	0.26%
Foster Family Home	203	0.15%
Psychiatric Hospital	190	0.14%
Jail	31	0.02%
	<b>132,451</b>	

Detention Statistics above are reported separately by Child and by Case. One child may have multiple cases.

Does Not Apply: Refers to cases not eligible for detention due to the type of Referral or the decision not to detain.

## TENNESSEE COUNCIL OF JUVENILE AND FAMILY COURT JUDGES 2006 ANNUAL JUVENILE STATISTICAL REPORT

### DISPOSITIONAL PROCEDURES FOR CY 2006

As mentioned before, after a referral is made to the juvenile court, decisions are made regarding how the court will proceed. If the decision is made to handle the referral informally, two options are open to the court: pretrial diversion and informal adjustment. These two procedures are quite similar in that they are both a voluntary agreement between the court officer, the child, and the parents that address the problem but avoid a formal court hearing and an official finding of guilt. The difference between pretrial diversion and informal adjustment is in the extent to which the judge or referee is involved. Pretrial diversion requires judicial approval of the voluntary agreement. Informal adjustment is subject to judicial approval, but does not require it prior to initiation. Dispositional Procedures for CY 2006 reveals that **16.2%** of all the referrals to juvenile court were handled by informal adjustment. **5.8%** of all referrals disposed by other actions were handled by pretrial diversions.

When the court believes that it is in the best interest of the child and/or the community, a formal adjudicatory proceeding or hearing is held regarding the child's referral to juvenile court. These statistics are shown in Referrals Disposed by Formal Adjudicatory Proceedings. The adjudicatory hearing is a formal proceeding in which the judge or referee determines whether the motion made on behalf of the child (or the complaint made against the child) is substantiated. If substantiation of the motion/complaint occurs, a dispositional hearing must be held; this can happen either immediately or at a later date. The statistics indicate that **44.5%** of the referrals to juvenile court resulted in a formal adjudicatory proceeding. Of the formally adjudicated proceedings, **64.8%** were substantiated, **25.8%** formally dismissed and **9.4%** were retired.

**TENNESSEE COUNCIL OF JUVENILE AND FAMILY COURT JUDGES  
2006 ANNUAL JUVENILE COURT STATISTICAL REPORT**

**Dispositional Procedures for CY 2006**

**Procedures used to Dispose or Adjust all Referrals**

	<b>Number</b>	<b>% of All Referrals</b>
Formally Adjudicated	71,869	44.46%
Otherwise Handled	62,788	38.85%
Informally Adjusted	26,128	16.17%
Charges Cleared by/or Transfer to Adult Court	846	0.52%
	<b>161,631</b>	<b>100.00%</b>

**Referrals Disposed by Formal Adjudicatory Proceedings**

	<b>Number</b>	<b>% of All Referrals</b>
Complaint Substantiated Delinquent	29,526	18.27%
Dismissed	18,525	11.46%
Complaint Substantiated Status Offender	9,969	6.17%
Complaint Substantiated Dependent/Neglect	7,022	4.34%
Retired / Nolle Prosequi	6,777	4.19%
Complaint Substantiated Abused	34	0.02%
Complaint Substantiated Mentally Ill	16	0.01%
	<b>71,869</b>	<b>100.00%</b>

**Referrals Disposed by Other Actions**

	<b>Number</b>	<b>% of All Referrals</b>
Special Proceeding	27,644	17.10%
Informal Adjustment	26,128	16.17%
Other	13,805	8.54%
Pretrial Diversion	9,425	5.83%
Case Held Open	6,660	4.12%
Review Concluded	5,254	3.25%
Transfer to Adult Court Hearing	751	0.46%
Charges Cleared by Transfer to Adult Court	95	0.06%
	<b>89,762</b>	<b>100.00%</b>



**TENNESSEE COUNCIL OF JUVENILE AND FAMILY COURT JUDGES  
2006 ANNUAL JUVENILE STATISTICAL REPORT**

**FORMAL AND INFORMAL ACTIONS BY RACE AND SEX FOR CY 2006**

Formal and informal actions statistics by race and sex show referrals were handled in the follow manner: **18.3%** of the total number of referrals Substantiated Delinquent, **17.1%** Special Proceeding, **16.2%** Informal Adjustment, **11.5%** Dismissed, **8.5%** Other, and **4.1%** Case Held Open.

Of the formal and informal actions in the Substantiated Delinquent category **(29,526)** the following percentages by race were shown: **44.4%** White Males, **29.4%** African American Males, **14.4%** White Females, and **7.6%** African American Females.

In the Special Proceedings category **(27,644)** the following percentages by race were shown: **38.0%** White Males, **30.4%** White Females, **11.7%** African American Males, and **9.9%**, African American Females.

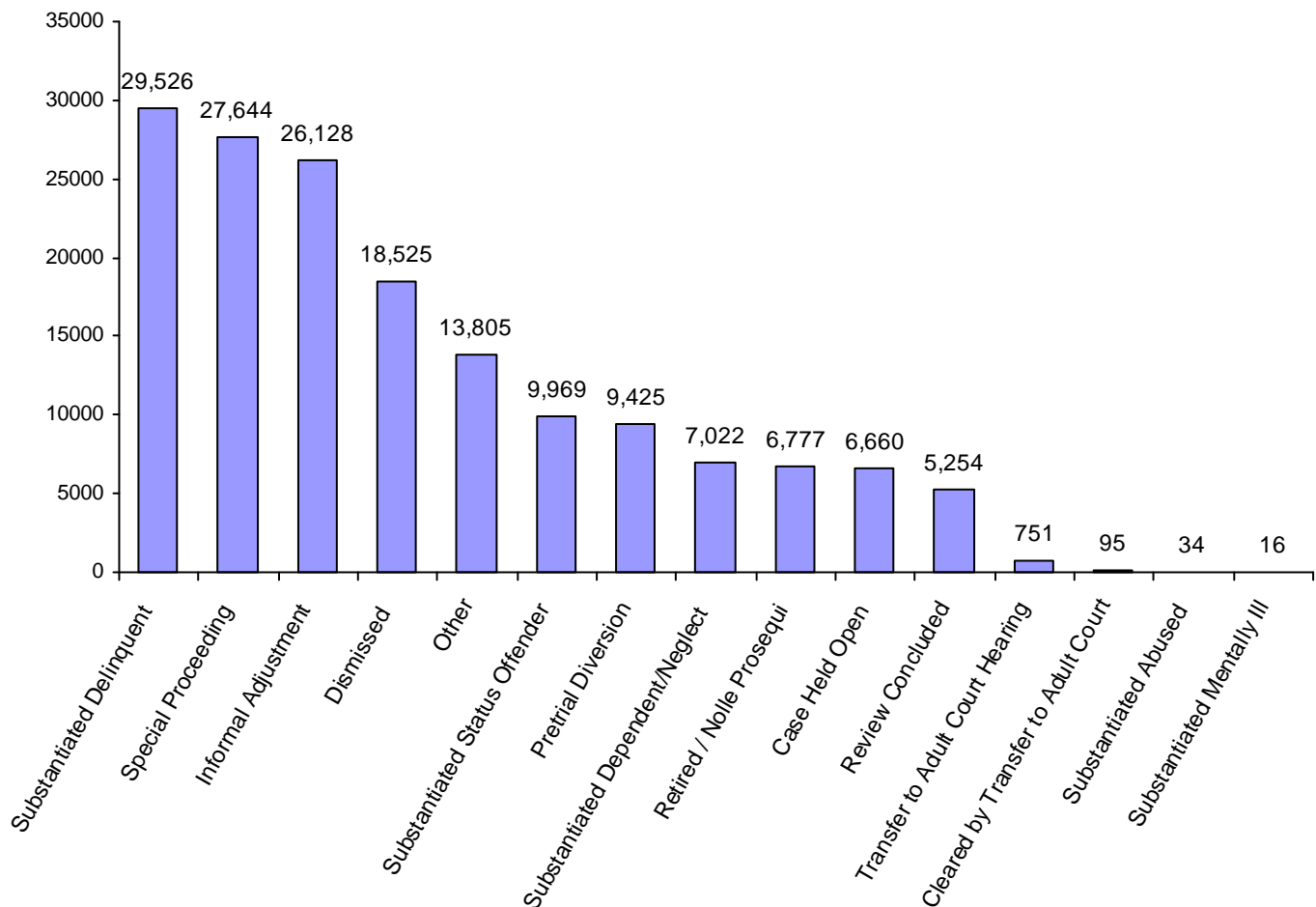
Of the Informal Adjustment Category **(26,128)** the following percentages by race were shown: **33.5%** African American Males, **28.0%** White Males, **18.3%** African American Females, and **16.9%** White Females.

Formal and Informal Actions by Race and Sex for CY 2006 table and chart give the complete breakdown of these statistics.

# TENNESSEE COUNCIL OF JUVENILE AND FAMILY COURT JUDGES 2006 ANNUAL JUVENILE COURT STATISTICAL REPORT

## Formal and Informal Actions by Race and Sex for CY 2006

	White Male	African American Male	Other Race Male	White Female	African American Female	Other Race Female	Unknown Race or Sex	Total	% of Total Referrals
Dismissed	8,058	2,868	199	4,818	1,815	142	625	18,525	11.46%
Retired / Nolle Prosequi	2,367	2,172	58	1,159	616	20	385	6,777	4.19%
Substantiated Delinquent	13,118	8,676	339	4,263	2,243	113	774	29,526	18.27%
Substantiated Status Offender	4,953	874	98	3,221	541	75	207	9,969	6.17%
Substantiated Dependent/Neglect	1,791	1,256	76	1,784	1,250	101	764	7,022	4.34%
Substantiated Abused	18	1	0	11	3	0	1	34	0.02%
Substantiated Mentally Ill	7	1	0	3	1	0	4	16	0.01%
Informal Adjustment	7,304	8,741	172	4,407	4,794	129	581	26,128	16.17%
Pretrial Diversion	3,993	2,159	86	1,916	1,066	46	159	9,425	5.83%
Transfer to Adult Court Hearing	102	592	2	15	22	0	18	751	0.46%
Cleared by Transfer to Adult Court	44	25	6	10	3	0	7	95	0.06%
Special Proceeding	10,518	3,246	430	8,410	2,735	362	1,943	27,644	17.10%
Review Concluded	2,351	549	76	1,672	367	69	170	5,254	3.25%
Case Held Open	3,332	415	95	2,107	246	66	399	6,660	4.12%
Other	4,933	2,178	168	3,392	1,639	138	1,357	13,805	8.54%
<b>Totals</b>	<b>62,889</b>	<b>33,753</b>	<b>1,805</b>	<b>37,188</b>	<b>17,341</b>	<b>1,261</b>	<b>7,394</b>	<b>161,631</b>	



**TENNESSEE COUNCIL OF JUVENILE AND FAMILY COURT JUDGES  
2006 ANNUAL JUVENILE STATISTICAL REPORT**

**FORMAL AND INFORMAL ACTIONS BY TYPE OF OFFENSE, RACE, AND SEX FOR CY 2006**

The types of offense are: Delinquent, Status, Dependency and Neglect, Other Violations, Special Proceedings, and Other. The tables on the following pages show how the different types of referrals were handled.

The following statistics show the larger percentages found in the most prevalent categories. **30.9%** of the delinquent referrals (**78,612**) were Substantiated Delinquent, **23.8%** were Informally Adjusted, **11.9%** were Dismissed, **8.8%** were Diverted Pretrial, and **6.8%** were Retired.

**27.9%** Status/Unruly referrals (**25,415**) were Complaint Substantiated Status Offender, **19.9%** were Informally Adjusted, **14.6%** were Dismissed, **13.1%** were Substantiated Delinquent, **5.7%** were Special Proceeding, and **5.4%** were Other.

**39.5%** Dependent and Neglected referrals (**10,323**) were Substantiated Dependent and Neglect, **24.6%** were Special Proceeding, and **11.5%** were Dismissed.

**41.3%** Special Proceedings referrals (**36,452**) were handled with Special Proceeding, **17.1%** were Other, **12.9%** were Review Concluded, **9.5%** were Dismissed, **7.1%** were Complaint Substantiated Dependent and Neglected, and **6.0%** were Case Held Open.

**TENNESSEE COUNCIL OF JUVENILE AND FAMILY COURT JUDGES  
2006 ANNUAL JUVENILE COURT STATISTICAL REPORT**

**Formal and Informal Actions by Type of Offense, Race, and Sex for CY 2006**

	White Male	African American Male	Other Race Male	White Female	African American Female	Other Race Female	Unknown Race or Sex	Total
<b><u>Delinquent</u></b>								
Complaint Substantiated Delinquent	11,129	7,257	283	3,274	1,708	87	562	<b>24,300</b>
Informal Adjustment	4,978	6,656	109	2,925	3,552	68	432	<b>18,720</b>
Dismissed	4,986	1,383	99	2,234	482	45	144	<b>9,373</b>
Pretrial Diversion	3,167	1,621	62	1,302	670	29	106	<b>6,957</b>
Retired / Nolle Prosequi	1,864	1,834	48	824	473	14	310	<b>5,367</b>
Special Proceeding	2,273	336	34	936	148	22	154	<b>3,903</b>
Other	2,065	434	48	948	203	17	130	<b>3,845</b>
Complaint Substantiated Status Offender	1,651	168	21	770	37	4	25	<b>2,676</b>
Case Held Open	1,387	211	24	554	100	13	99	<b>2,388</b>
Transfer to Adult Court Hearing	91	575	2	10	20	0	16	<b>714</b>
Review Concluded	64	21	3	41	5	0	4	<b>138</b>
Complaint Substantiated Dependent/Neglect	57	18	2	27	4	1	18	<b>127</b>
Charges Cleared by Transfer to Adult Court	38	23	5	6	2	0	7	<b>81</b>
Complaint Substantiated Mentally Ill	7	1	0	2	0	0	3	<b>13</b>
Complaint Substantiated Abused	5	1	0	3	1	0	0	<b>10</b>
<b>Totals</b>	<b>33,762</b>	<b>20,539</b>	<b>740</b>	<b>13,856</b>	<b>7,405</b>	<b>300</b>	<b>2,010</b>	<b>78,612</b>
<b><u>Status</u></b>								
Complaint Substantiated Status Offender	3,207	692	77	2,392	492	69	173	<b>7,102</b>
Informal Adjustment	1,980	990	53	1,284	627	43	81	<b>5,058</b>
Dismissed	1,399	544	36	1,126	426	49	141	<b>3,721</b>
Complaint Substantiated Delinquent	1,289	879	30	711	235	17	161	<b>3,322</b>
Special Proceeding	717	77	7	567	63	6	4	<b>1,441</b>
Other	542	139	7	467	148	14	56	<b>1,373</b>
Pretrial Diversion	433	203	16	351	121	10	22	<b>1,156</b>
Retired / Nolle Prosequi	385	279	9	270	111	5	49	<b>1,108</b>
Case Held Open	442	42	11	378	35	8	20	<b>936</b>
Complaint Substantiated Dependent/Neglect	48	9	0	55	14	2	1	<b>129</b>
Review Concluded	20	3	1	14	2	1	1	<b>42</b>
Transfer to Adult Court Hearing	5	8	0	1	0	0	2	<b>16</b>
Complaint Substantiated Abused	5	0	0	1	0	0	0	<b>6</b>
Charges Cleared by Transfer to Adult Court	0	0	1	2	0	0	0	<b>3</b>
Complaint Substantiated Mentally Ill	0	0	0	1	0	0	1	<b>2</b>
<b>Totals</b>	<b>10,472</b>	<b>3,865</b>	<b>248</b>	<b>7,620</b>	<b>2,274</b>	<b>224</b>	<b>712</b>	<b>25,415</b>
<b><u>Dependency and Neglect</u></b>								
Complaint Substantiated Dependent/Neglect	1,037	746	51	1,090	743	68	345	<b>4,080</b>
Special Proceeding	870	246	62	961	249	55	92	<b>2,535</b>
Dismissed	279	236	18	295	277	13	66	<b>1,184</b>
Other	230	124	20	255	133	15	71	<b>848</b>
Case Held Open	313	20	14	338	26	16	49	<b>776</b>
Complaint Substantiated Delinquent	27	123	4	35	89	2	8	<b>288</b>
Informal Adjustment	28	77	2	23	87	5	7	<b>229</b>
Pretrial Diversion	37	51	1	56	52	1	12	<b>210</b>
Review Concluded	30	13	0	32	8	0	4	<b>87</b>
Complaint Substantiated Status Offender	15	7	0	13	6	1	7	<b>49</b>
Retired / Nolle Prosequi	7	4	0	7	3	0	1	<b>22</b>
Complaint Substantiated Abused	5	0	0	6	1	0	0	<b>12</b>
Charges Cleared by Transfer to Adult Court	1	0	0	0	0	0	0	<b>1</b>
Transfer to Adult Court Hearing	0	0	0	1	0	0	0	<b>1</b>
Complaint Substantiated Mentally Ill	0	0	0	0	1	0	0	<b>1</b>
<b>Totals</b>	<b>2,879</b>	<b>1,647</b>	<b>172</b>	<b>3,112</b>	<b>1,675</b>	<b>176</b>	<b>662</b>	<b>10,323</b>

**TENNESSEE COUNCIL OF JUVENILE AND FAMILY COURT JUDGES  
2006 ANNUAL JUVENILE COURT STATISTICAL REPORT**

**Formal and Informal Actions by Type of Offense, Race, and Sex for CY 2006**

	White Male	African American Male	Other Race Male	White Female	African American Female	Other Race Female	Unknown Race or Sex	Total
<b><u>Other Violations</u></b>								
Complaint Substantiated Delinquent	66	4	2	22	0	0	0	94
Special Proceeding	20	11	0	20	2	0	0	53
Dismissed	16	2	0	10	0	0	0	28
Complaint Substantiated Status Offender	14	1	0	2	0	0	0	17
Case Held Open	8	0	0	7	1	0	1	17
Pretrial Diversion	6	1	0	7	0	0	0	14
Other	2	0	0	7	0	0	1	10
Retired / Nolle Prosequi	1	0	0	1	0	0	0	2
Review Concluded	1	0	0	0	0	0	0	1
Informal Adjustment	0	1	0	0	0	0	0	1
<b>Totals</b>	<b>134</b>	<b>20</b>	<b>2</b>	<b>76</b>	<b>3</b>	<b>0</b>	<b>2</b>	<b>237</b>
<b><u>Special Proceedings</u></b>								
Special Proceeding	5,166	1,857	249	4,713	1,771	223	1,074	15,053
Other	1,474	1,235	78	1,283	1,030	72	1,009	6,181
Review Concluded	2,116	489	69	1,498	330	63	150	4,715
Dismissed	1,070	592	40	916	578	27	228	3,451
Complaint Substantiated Dependent/Neglect	605	480	23	568	482	28	392	2,578
Case Held Open	1,017	111	43	727	68	28	202	2,196
Pretrial Diversion	196	186	2	163	206	4	16	773
Informal Adjustment	122	192	1	103	243	7	37	705
Complaint Substantiated Delinquent	138	160	12	103	154	5	6	578
Retired / Nolle Prosequi	42	28	1	29	21	0	17	138
Complaint Substantiated Status Offender	36	2	0	31	2	1	1	73
Transfer to Adult Court Hearing	1	2	0	2	0	0	0	5
Charges Cleared by Transfer to Adult Court	1	1	0	1	0	0	0	3
Complaint Substantiated Abused	1	0	0	0	1	0	1	3
<b>Totals</b>	<b>11,985</b>	<b>5,335</b>	<b>518</b>	<b>10,137</b>	<b>4,886</b>	<b>458</b>	<b>3,133</b>	<b>36,452</b>
<b><u>Other</u></b>								
Special Proceeding	1,472	719	78	1,213	502	56	619	4,659
Other	620	246	15	432	125	20	90	1,548
Informal Adjustment	196	825	7	72	285	6	24	1,415
Complaint Substantiated Delinquent	469	253	8	118	57	2	37	944
Dismissed	308	111	6	237	52	8	46	768
Case Held Open	165	31	3	103	16	1	28	347
Pretrial Diversion	154	97	5	37	17	2	3	315
Review Concluded	120	23	3	87	22	5	11	271
Retired / Nolle Prosequi	68	27	0	28	8	1	8	140
Complaint Substantiated Dependent/Neglect	44	3	0	44	7	2	8	108
Complaint Substantiated Status Offender	30	4	0	13	4	0	1	52
Transfer to Adult Court Hearing	5	7	0	1	2	0	0	15
Charges Cleared by Transfer to Adult Court	4	1	0	1	1	0	0	7
Complaint Substantiated Abused	2	0	0	1	0	0	0	3
<b>Totals</b>	<b>3,657</b>	<b>2,347</b>	<b>125</b>	<b>2,387</b>	<b>1,098</b>	<b>103</b>	<b>875</b>	<b>10,592</b>
<b>All Action Totals</b>	<b>62,889</b>	<b>33,753</b>	<b>1,805</b>	<b>37,188</b>	<b>17,341</b>	<b>1,261</b>	<b>7,394</b>	<b>161,631</b>

**TENNESSEE COUNCIL OF JUVENILE AND FAMILY COURT JUDGES  
2006 ANNUAL JUVENILE COURT STATISTICAL REPORT**

**Formal and Informal Actions by Class of Referral, Race, and Sex for CY 2006**

	White Male	African American Male	Other Race Male	White Female	African American Female	Other Race Female	Unknown Race or Sex	Total
<b><u>Offenses Against Persons</u></b>								
Complaint Substantiated Delinquent	1,361	1,166	40	423	437	13	39	3,479
Informal Adjustment	359	1,443	12	162	1,035	6	25	3,042
Pretrial Diversion	436	384	20	183	188	4	22	1,237
Dismissed	506	313	8	200	111	3	16	1,157
Retired / Nolle Prosequi	235	395	13	94	146	4	62	949
Special Proceeding	243	64	2	98	42	2	1	452
Case Held Open	199	63	7	115	43	6	12	445
Transfer to Adult Court Hearing	28	353	1	3	6	0	11	402
Other	74	47	4	42	18	1	15	201
Complaint Substantiated Status Offender	39	13	0	18	1	1	3	75
Complaint Substantiated Dependent/Neglect	11	3	1	5	3	0	2	25
Review Concluded	7	5	2	4	3	0	2	23
Charges Cleared by Transfer to Adult Court	3	5	0	1	2	0	1	12
Complaint Substantiated Abused	0	0	0	2	0	0	0	2
Complaint Substantiated Mentally Ill	0	0	0	1	0	0	0	1
<b>Totals</b>	<b>3,501</b>	<b>4,254</b>	<b>110</b>	<b>1,351</b>	<b>2,035</b>	<b>40</b>	<b>211</b>	<b>11,502</b>

<b><u>Offenses Against Property</u></b>								
Complaint Substantiated Delinquent	2,851	1,691	67	659	320	14	111	5,713
Informal Adjustment	564	1,180	16	433	545	14	45	2,797
Pretrial Diversion	799	356	22	332	125	4	31	1,669
Dismissed	625	242	13	240	54	8	17	1,199
Retired / Nolle Prosequi	347	390	8	70	71	3	49	938
Special Proceeding	412	31	2	77	9	1	4	536
Other	214	60	9	54	14	0	27	378
Case Held Open	228	31	5	54	9	0	8	335
Transfer to Adult Court Hearing	36	55	0	2	6	0	0	99
Complaint Substantiated Status Offender	44	6	0	13	2	0	2	67
Charges Cleared by Transfer to Adult Court	23	10	5	3	0	0	0	41
Review Concluded	8	5	1	8	0	0	0	22
Complaint Substantiated Dependent/Neglect	5	3	1	0	0	0	1	10
Complaint Substantiated Mentally Ill	4	0	0	0	0	0	1	5
<b>Totals</b>	<b>6,160</b>	<b>4,060</b>	<b>149</b>	<b>1,945</b>	<b>1,155</b>	<b>44</b>	<b>296</b>	<b>13,809</b>

**TENNESSEE COUNCIL OF JUVENILE AND FAMILY COURT JUDGES  
2006 ANNUAL JUVENILE COURT STATISTICAL REPORT**

**Formal and Informal Actions by Class of Referral, Race, and Sex for CY 2006**

	White Male	African American Male	Other Race Male	White Female	African American Female	Other Race Female	Unknown Race or Sex	Total
<b><u>Illegal Conduct</u></b>								
Complaint Substantiated Delinquent	6,917	4,400	176	2,192	951	60	412	15,108
Informal Adjustment	4,055	4,033	81	2,330	1,972	48	362	12,881
Dismissed	3,855	828	78	1,794	317	34	111	7,017
Pretrial Diversion	1,932	881	20	787	357	21	53	4,051
Retired / Nolle Prosequi	1,282	1,049	27	660	256	7	199	3,480
Other	1,777	327	35	852	171	16	88	3,266
Special Proceeding	1,618	241	30	761	97	19	149	2,915
Complaint Substantiated Status Offender	1,568	149	21	739	34	3	20	2,534
Case Held Open	960	117	12	385	48	7	79	1,608
Transfer to Adult Court Hearing	27	167	1	5	8	0	5	213
Review Concluded	49	11	0	29	2	0	2	93
Complaint Substantiated Dependent/Neglect	41	12	0	22	1	1	15	92
Charges Cleared by Transfer to Adult Court	12	8	0	2	0	0	6	28
Complaint Substantiated Abused	5	1	0	1	1	0	0	8
Complaint Substantiated Mentally Ill	3	1	0	1	0	0	2	7
<b>Totals</b>	<b>24,101</b>	<b>12,225</b>	<b>481</b>	<b>10,560</b>	<b>4,215</b>	<b>216</b>	<b>1,503</b>	<b>53,301</b>

<b><u>Status Offenses</u></b>								
Complaint Substantiated Status Offender	3,207	692	77	2,392	492	69	173	7,102
Informal Adjustment	1,980	990	53	1,284	627	43	81	5,058
Dismissed	1,399	544	36	1,126	426	49	141	3,721
Complaint Substantiated Delinquent	1,289	879	30	711	235	17	161	3,322
Special Proceeding	717	77	7	567	63	6	4	1,441
Other	542	139	7	467	148	14	56	1,373
Pretrial Diversion	433	203	16	351	121	10	22	1,156
Retired / Nolle Prosequi	385	279	9	270	111	5	49	1,108
Case Held Open	442	42	11	378	35	8	20	936
Complaint Substantiated Dependent/Neglect	48	9	0	55	14	2	1	129
Review Concluded	20	3	1	14	2	1	1	42
Transfer to Adult Court Hearing	5	8	0	1	0	0	2	16
Complaint Substantiated Abused	5	0	0	1	0	0	0	6
Charges Cleared by Transfer to Adult Court	0	0	1	2	0	0	0	3
Complaint Substantiated Mentally Ill	0	0	0	1	0	0	1	2
<b>Totals</b>	<b>10,472</b>	<b>3,865</b>	<b>248</b>	<b>7,620</b>	<b>2,274</b>	<b>224</b>	<b>712</b>	<b>25,415</b>

**TENNESSEE COUNCIL OF JUVENILE AND FAMILY COURT JUDGES  
2006 ANNUAL JUVENILE COURT STATISTICAL REPORT**

**Formal and Informal Actions by Class of Referral, Race, and Sex for CY 2006**

	White Male	African American Male	Other Race Male	White Female	African American Female	Other Race Female	Unknown Race or Sex	Total
<b><u>Dependency/Neglect</u></b>								
Complaint Substantiated Dependent/Neglect	1,037	746	51	1,090	743	68	345	4,080
Special Proceeding	870	246	62	961	249	55	92	2,535
Dismissed	279	236	18	295	277	13	66	1,184
Other	230	124	20	255	133	15	71	848
Case Held Open	313	20	14	338	26	16	49	776
Complaint Substantiated Delinquent	27	123	4	35	89	2	8	288
Informal Adjustment	28	77	2	23	87	5	7	229
Pretrial Diversion	37	51	1	56	52	1	12	210
Review Concluded	30	13	0	32	8	0	4	87
Complaint Substantiated Status Offender	15	7	0	13	6	1	7	49
Retired / Nolle Prosequi	7	4	0	7	3	0	1	22
Complaint Substantiated Abused	5	0	0	6	1	0	0	12
Complaint Substantiated Mentally Ill	0	0	0	0	1	0	0	1
Transfer to Adult Court Hearing	0	0	0	1	0	0	0	1
Charges Cleared by Transfer to Adult Court	1	0	0	0	0	0	0	1
<b>Totals</b>	<b>2,879</b>	<b>1,647</b>	<b>172</b>	<b>3,112</b>	<b>1,675</b>	<b>176</b>	<b>662</b>	<b>10,323</b>

**Other Violation Proceedings**

Complaint Substantiated Delinquent	66	4	2	22	0	0	0	94
Special Proceeding	20	11	0	20	2	0	0	53
Dismissed	16	2	0	10	0	0	0	28
Complaint Substantiated Status Offender	14	1	0	2	0	0	0	17
Case Held Open	8	0	0	7	1	0	1	17
Pretrial Diversion	6	1	0	7	0	0	0	14
Other	2	0	0	7	0	0	1	10
Retired / Nolle Prosequi	1	0	0	1	0	0	0	2
Informal Adjustment	0	1	0	0	0	0	0	1
Review Concluded	1	0	0	0	0	0	0	1
<b>Totals</b>	<b>134</b>	<b>20</b>	<b>2</b>	<b>76</b>	<b>3</b>	<b>0</b>	<b>2</b>	<b>237</b>

**Parentage**

Special Proceeding	3,173	1,532	173	2,942	1,523	151	633	10,127
Other	1,181	1,119	73	1,082	938	67	937	5,397
Dismissed	692	414	33	698	395	24	210	2,466
Complaint Substantiated Dependent/Neglect	487	120	21	472	107	21	379	1,607
Pretrial Diversion	179	186	2	157	206	4	16	750
Case Held Open	287	50	7	214	33	10	129	730
Informal Adjustment	102	149	1	89	192	7	36	576
Complaint Substantiated Delinquent	98	104	11	74	89	5	6	387
Review Concluded	60	16	1	57	6	0	59	199
Retired / Nolle Prosequi	21	26	0	16	20	0	16	99
Complaint Substantiated Status Offender	15	0	0	15	2	0	0	32
Transfer to Adult Court Hearing	1	2	0	0	0	0	0	3
Complaint Substantiated Abused	1	0	0	0	0	0	1	2
<b>Totals</b>	<b>6,297</b>	<b>3,718</b>	<b>322</b>	<b>5,816</b>	<b>3,511</b>	<b>289</b>	<b>2,422</b>	<b>22,375</b>



**TENNESSEE COUNCIL OF JUVENILE AND FAMILY COURT JUDGES  
2006 ANNUAL JUVENILE COURT STATISTICAL REPORT**

**Formal and Informal Actions by Class of Referral, Race, and Sex for CY 2006**

	White Male	African American Male	Other Race Male	White Female	African American Female	Other Race Female	Unknown Race or Sex	Total
<b><u>Special Proceedings</u></b>								
Special Proceeding	1,993	325	76	1,771	248	72	441	4,926
Review Concluded	2,056	473	68	1,441	324	63	91	4,516
Case Held Open	730	61	36	513	35	18	73	1,466
Dismissed	378	178	7	218	183	3	18	985
Complaint Substantiated Dependent/Neglect	118	360	2	96	375	7	13	971
Other	293	116	5	201	92	5	72	784
Complaint Substantiated Delinquent	40	56	1	29	65	0	0	191
Informal Adjustment	20	43	0	14	51	0	1	129
Complaint Substantiated Status Offender	21	2	0	16	0	1	1	41
Retired / Nolle Prosequi	21	2	1	13	1	0	1	39
Pretrial Diversion	17	0	0	6	0	0	0	23
Charges Cleared by Transfer to Adult Court	1	1	0	1	0	0	0	3
Transfer to Adult Court Hearing	0	0	0	2	0	0	0	2
Complaint Substantiated Abused	0	0	0	0	1	0	0	1
<b>Totals</b>	<b>5,688</b>	<b>1,617</b>	<b>196</b>	<b>4,321</b>	<b>1,375</b>	<b>169</b>	<b>711</b>	<b>14,077</b>
<b><u>Other</u></b>								
Special Proceeding	1,472	719	78	1,213	502	56	619	4,659
Other	620	246	15	432	125	20	90	1,548
Informal Adjustment	196	825	7	72	285	6	24	1,415
Complaint Substantiated Delinquent	469	253	8	118	57	2	37	944
Dismissed	308	111	6	237	52	8	46	768
Case Held Open	165	31	3	103	16	1	28	347
Pretrial Diversion	154	97	5	37	17	2	3	315
Review Concluded	120	23	3	87	22	5	11	271
Retired / Nolle Prosequi	68	27	0	28	8	1	8	140
Complaint Substantiated Dependent/Neglect	44	3	0	44	7	2	8	108
Complaint Substantiated Status Offender	30	4	0	13	4	0	1	52
Transfer to Adult Court Hearing	5	7	0	1	2	0	0	15
Charges Cleared by Transfer to Adult Court	4	1	0	1	1	0	0	7
Complaint Substantiated Abused	2	0	0	1	0	0	0	3
<b>Totals</b>	<b>3,657</b>	<b>2,347</b>	<b>125</b>	<b>2,387</b>	<b>1,098</b>	<b>103</b>	<b>875</b>	<b>10,592</b>
<b>All Action Totals</b>	<b>62,889</b>	<b>33,753</b>	<b>1,805</b>	<b>37,188</b>	<b>17,341</b>	<b>1,261</b>	<b>7,394</b>	<b>161,631</b>

This page left intentionally blank

**TENNESSEE COUNCIL OF JUVENILE AND FAMILY COURT JUDGES  
2006 ANNUAL JUVENILE STATISTICAL REPORT**

**NUMBER OF INDIVIDUAL CHILDREN TRANSFERRED TO ADULT COURT BY COURT, RACE,  
AND SEX CY 2006**

The 2006 data was analyzed to determine the number of children transferred to adult court for alleged delinquent offenses. The data shows that **289** children were transferred to adult court in 2006. Males were the overwhelming majority of transferred children (**268**) at **92.7%**. **70.2%** of the children transferred were African American males, while their white male counterparts represented **21.5%** of the overall transfers. African American females represented **3.5%**. White females represented **2.4%** of all transfers.

This represents over three times as many delinquent African American males transferred to adult courts (**203**) than white males (**62**), despite the fact that there are nearly twice as many delinquent white males (**32,391**)\* as there are African American males (**16,220**) in the general juvenile population. Delinquent African American males commit offenses listed under TCA §37-1-134 (1) at a higher rate in both frequency and percentage than delinquent white males.

The majority of these children were sixteen (16) years of age or more at the time of the alleged conduct, or the child was less than sixteen (16) years of age if such child was charged with the offense of first degree murder, second degree murder, rape, aggravated rape, rape of a child, aggravated robbery, especially aggravated robbery, kidnapping, aggravated kidnapping or especially aggravated kidnapping, or an attempt to commit any such offenses.

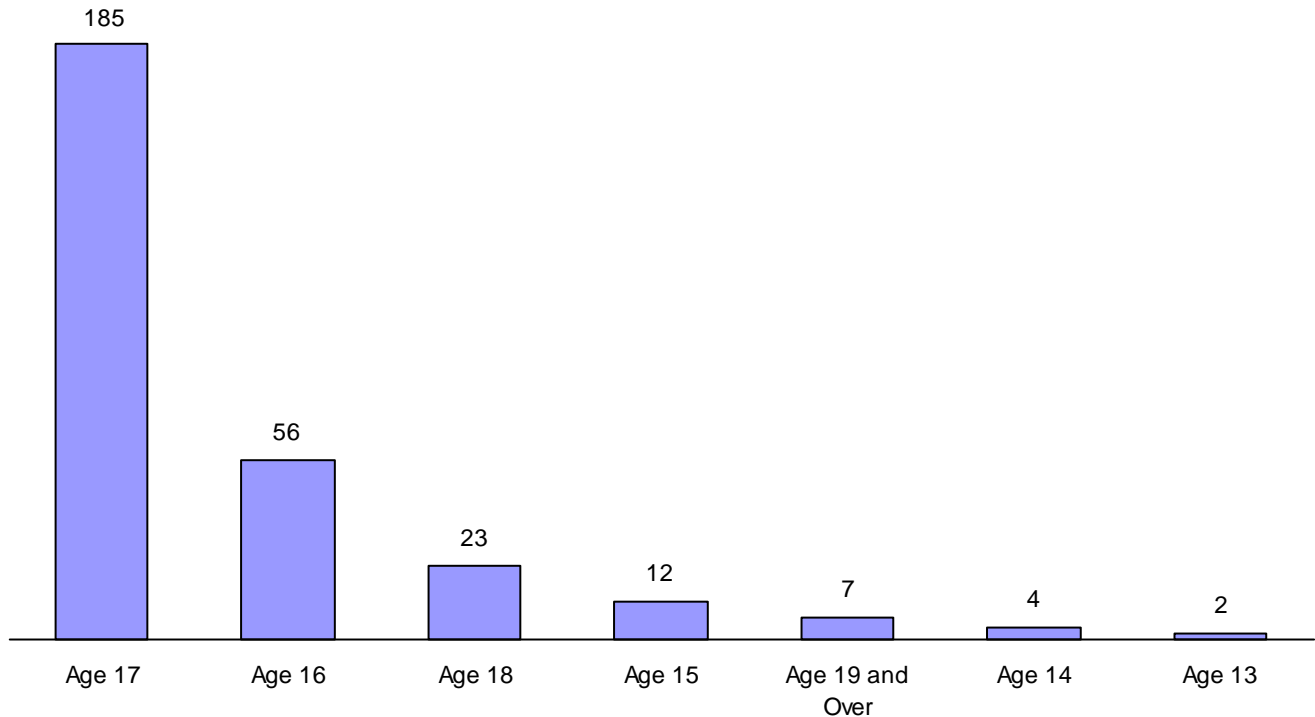
The court reporting the largest number of children transferred to adult court was Shelby County Juvenile Court with **155**. This court accounted for **53.6%** of the statewide transfers. The court with the next highest number of transfers to adult court was Davidson County Juvenile Court with **30** children transferred which accounted for **10.4%** of the statewide population. Thirty eight (38) courts reported at least one transfer.

\* Please see "***Children Referred by Age Group, Race, and Sex for CY 2006***"

**TENNESSEE COUNCIL OF JUVENILE AND FAMILY COURT JUDGES  
2006 ANNUAL JUVENILE COURT STATISTICAL REPORT**

**Children Transferred to Adult Court by Age, Race, and Sex for CY 2006  
Total Children = 87,081**

	White Male	African American Male	Other Race Male	White Female	African American Female	Other Race Female	Unknown Race or Sex	Total	% of All Children Referred
Age Under 1	0	0	0	0	0	0	0	0	0.00%
Age 1	0	0	0	0	0	0	0	0	0.00%
Age 2	0	0	0	0	0	0	0	0	0.00%
Age 3	0	0	0	0	0	0	0	0	0.00%
Age 4	0	0	0	0	0	0	0	0	0.00%
Age 5	0	0	0	0	0	0	0	0	0.00%
Age 6	0	0	0	0	0	0	0	0	0.00%
Age 7	0	0	0	0	0	0	0	0	0.00%
Age 8	0	0	0	0	0	0	0	0	0.00%
Age 9	0	0	0	0	0	0	0	0	0.00%
Age 10	0	0	0	0	0	0	0	0	0.00%
Age 11	0	0	0	0	0	0	0	0	0.00%
Age 12	0	0	0	0	0	0	0	0	0.00%
Age 13	0	2	0	0	0	0	0	2	0.00%
Age 14	0	4	0	0	0	0	0	4	0.00%
Age 15	0	11	0	0	1	0	0	12	0.01%
Age 16	5	45	0	2	3	0	1	56	0.06%
Age 17	42	132	2	1	5	0	3	185	0.21%
Age 18	11	9	1	2	0	0	0	23	0.03%
Age 19 and Over	4	0	0	2	1	0	0	7	0.01%
<b>Totals</b>	<b>62</b>	<b>203</b>	<b>3</b>	<b>7</b>	<b>10</b>	<b>0</b>	<b>4</b>	<b>289</b>	



**TENNESSEE COUNCIL OF JUVENILE AND FAMILY COURT JUDGES  
2006 ANNUAL JUVENILE COURT STATISTICAL REPORT**

**Children Transferred to Adult Court by Race, Sex and Court for CY 2006**

<b>Court</b>	<b>White Male</b>	<b>African American Male</b>	<b>Other Race Male</b>	<b>White Female</b>	<b>African American Female</b>	<b>Other Race Female</b>	<b>Unknown Race or Sex</b>	<b>Total</b>
Shelby	4	141	1	0	7	0	2	155
Davidson	2	24	0	1	1	0	2	30
Dyer	3	7	0	0	0	0	0	10
Hamilton	2	8	0	0	0	0	0	10
Maury	4	3	0	1	1	0	0	9
McMinn	8	1	0	0	0	0	0	9
Cheatham	6	0	0	0	0	0	0	6
Sumner	4	1	0	0	1	0	0	6
Madison	2	3	0	0	0	0	0	5
Montgomery	1	4	0	0	0	0	0	5
Union	3	0	0	1	0	0	0	4
Washington	4	0	0	0	0	0	0	4
Chester	0	2	0	1	0	0	0	3
Knox	0	3	0	0	0	0	0	3
Wilson	0	3	0	0	0	0	0	3
Carroll	1	0	0	1	0	0	0	2
Henry	1	1	0	0	0	0	0	2
Monroe	1	0	0	1	0	0	0	2
Sevier	2	0	0	0	0	0	0	2
Anderson	1	0	0	0	0	0	0	1
Bradley	1	0	0	0	0	0	0	1
Claiborne	1	0	0	0	0	0	0	1
Clay	1	0	0	0	0	0	0	1
Cocke	1	0	0	0	0	0	0	1
DeKalb	1	0	0	0	0	0	0	1
Gibson	0	1	0	0	0	0	0	1
Greene	1	0	0	0	0	0	0	1
Hamblen	0	0	0	1	0	0	0	1
Hardeman	0	1	0	0	0	0	0	1
Henderson	0	0	1	0	0	0	0	1
Jefferson	1	0	0	0	0	0	0	1
Loudon	1	0	0	0	0	0	0	1
Marion	1	0	0	0	0	0	0	1
Putnam	0	0	1	0	0	0	0	1
Robertson	1	0	0	0	0	0	0	1
Unicoi	1	0	0	0	0	0	0	1
Warren	1	0	0	0	0	0	0	1
Weakley	1	0	0	0	0	0	0	1
<b>Totals</b>	<b>62</b>	<b>203</b>	<b>3</b>	<b>7</b>	<b>10</b>	<b>0</b>	<b>4</b>	<b>289</b>

**TENNESSEE COUNCIL OF JUVENILE AND FAMILY COURT JUDGES  
2006 ANNUAL JUVENILE COURT STATISTICAL REPORT**

**Children Under Age 18 Transferred to Adult Court by Race and Sex for CY 2006**

<b>Court</b>	<b>White Male</b>	<b>African American Male</b>	<b>Other Race Male</b>	<b>White Female</b>	<b>African American Female</b>	<b>Other Race Female</b>	<b>Unknown Race or Sex</b>	<b>Total</b>
Shelby	4	134	1	0	7	0	2	148
Davidson	2	23	0	1	1	0	2	29
Dyer	3	7	0	0	0	0	0	10
Hamilton	2	7	0	0	0	0	0	9
Cheatham	6	0	0	0	0	0	0	6
Maury	3	3	0	0	0	0	0	6
Madison	2	3	0	0	0	0	0	5
Montgomery	1	4	0	0	0	0	0	5
Sumner	3	1	0	0	1	0	0	5
McMinn	3	1	0	0	0	0	0	4
Chester	0	2	0	1	0	0	0	3
Knox	0	3	0	0	0	0	0	3
Wilson	0	3	0	0	0	0	0	3
Henry	1	1	0	0	0	0	0	2
Sevier	2	0	0	0	0	0	0	2
Washington	2	0	0	0	0	0	0	2
Anderson	1	0	0	0	0	0	0	1
Bradley	1	0	0	0	0	0	0	1
Carroll	0	0	0	1	0	0	0	1
Claiborne	1	0	0	0	0	0	0	1
Cocke	1	0	0	0	0	0	0	1
Gibson	0	1	0	0	0	0	0	1
Greene	1	0	0	0	0	0	0	1
Hardeman	0	1	0	0	0	0	0	1
Henderson	0	0	1	0	0	0	0	1
Jefferson	1	0	0	0	0	0	0	1
Loudon	1	0	0	0	0	0	0	1
Marion	1	0	0	0	0	0	0	1
Monroe	1	0	0	0	0	0	0	1
Robertson	1	0	0	0	0	0	0	1
Unicoi	1	0	0	0	0	0	0	1
Warren	1	0	0	0	0	0	0	1
Weakley	1	0	0	0	0	0	0	1
<b>Totals</b>	<b>47</b>	<b>194</b>	<b>2</b>	<b>3</b>	<b>9</b>	<b>0</b>	<b>4</b>	<b>259</b>

**TENNESSEE COUNCIL OF JUVENILE AND FAMILY COURT JUDGES  
2006 ANNUAL JUVENILE COURT STATISTICAL REPORT**

**Cases Transferred to Adult Court by Race, Sex, and Court for CY 2006**

<b>Court</b>	<b>White Male</b>	<b>African American Male</b>	<b>Other Race Male</b>	<b>White Female</b>	<b>African American Female</b>	<b>Other Race Female</b>	<b>Unknown Race or Sex</b>	<b>Total</b>
Shelby	4	155	1	0	7	0	2	169
Davidson	2	29	0	1	1	0	2	35
Dyer	6	16	0	0	0	0	0	22
Maury	6	7	0	2	1	0	0	16
Hamilton	2	10	0	0	0	0	0	12
Wilson	0	10	0	0	0	0	0	10
McMinn	8	1	0	0	0	0	0	9
Sumner	6	2	0	0	1	0	0	9
Cheatham	7	0	0	0	0	0	0	7
Madison	2	4	0	0	0	0	0	6
Knox	0	5	0	0	0	0	0	5
Montgomery	1	4	0	0	0	0	0	5
Robertson	4	0	0	0	0	0	0	4
Union	3	0	0	1	0	0	0	4
Washington	4	0	0	0	0	0	0	4
Chester	0	2	0	1	0	0	0	3
Cocke	3	0	0	0	0	0	0	3
Gibson	0	3	0	0	0	0	0	3
Greene	3	0	0	0	0	0	0	3
Carroll	1	0	0	1	0	0	0	2
Claiborne	2	0	0	0	0	0	0	2
Henry	1	1	0	0	0	0	0	2
Jefferson	2	0	0	0	0	0	0	2
Monroe	1	0	0	1	0	0	0	2
Sevier	2	0	0	0	0	0	0	2
Weakley	2	0	0	0	0	0	0	2
Anderson	1	0	0	0	0	0	0	1
Bradley	1	0	0	0	0	0	0	1
Clay	1	0	0	0	0	0	0	1
DeKalb	1	0	0	0	0	0	0	1
Hamblen	0	0	0	1	0	0	0	1
Hardeman	0	1	0	0	0	0	0	1
Henderson	0	0	1	0	0	0	0	1
Loudon	1	0	0	0	0	0	0	1
Marion	1	0	0	0	0	0	0	1
Putnam	0	0	1	0	0	0	0	1
Unicoi	1	0	0	0	0	0	0	1
Warren	1	0	0	0	0	0	0	1
<b>Totals</b>	<b>80</b>	<b>250</b>	<b>3</b>	<b>8</b>	<b>10</b>	<b>0</b>	<b>4</b>	<b>355</b>

**TENNESSEE COUNCIL OF JUVENILE AND FAMILY COURT JUDGES  
2006 ANNUAL JUVENILE COURT STATISTICAL REPORT**

**Cases Transferred to Adult Court for Children Under Age 18 by Race and Sex for CY 2006**

<b>Court</b>	<b>White Male</b>	<b>African American Male</b>	<b>Other Race Male</b>	<b>White Female</b>	<b>African American Female</b>	<b>Other Race Female</b>	<b>Unknown Race or Sex</b>	<b>Total</b>
Shelby	4	148	1	0	7	0	2	162
Davidson	2	28	0	1	1	0	2	34
Dyer	6	16	0	0	0	0	0	22
Maury	5	7	0	1	0	0	0	13
Hamilton	2	9	0	0	0	0	0	11
Wilson	0	10	0	0	0	0	0	10
Sumner	5	2	0	0	1	0	0	8
Cheatham	7	0	0	0	0	0	0	7
Madison	2	4	0	0	0	0	0	6
Knox	0	5	0	0	0	0	0	5
Montgomery	1	4	0	0	0	0	0	5
McMinn	3	1	0	0	0	0	0	4
Robertson	4	0	0	0	0	0	0	4
Chester	0	2	0	1	0	0	0	3
Cocke	3	0	0	0	0	0	0	3
Gibson	0	3	0	0	0	0	0	3
Greene	3	0	0	0	0	0	0	3
Claiborne	2	0	0	0	0	0	0	2
Henry	1	1	0	0	0	0	0	2
Jefferson	2	0	0	0	0	0	0	2
Sevier	2	0	0	0	0	0	0	2
Washington	2	0	0	0	0	0	0	2
Weakley	2	0	0	0	0	0	0	2
Anderson	1	0	0	0	0	0	0	1
Bradley	1	0	0	0	0	0	0	1
Carroll	0	0	0	1	0	0	0	1
Hardeman	0	1	0	0	0	0	0	1
Henderson	0	0	1	0	0	0	0	1
Loudon	1	0	0	0	0	0	0	1
Marion	1	0	0	0	0	0	0	1
Monroe	1	0	0	0	0	0	0	1
Unicoi	1	0	0	0	0	0	0	1
Warren	1	0	0	0	0	0	0	1
<b>Totals</b>	<b>65</b>	<b>241</b>	<b>2</b>	<b>4</b>	<b>9</b>	<b>0</b>	<b>4</b>	<b>325</b>



## TENNESSEE COUNCIL OF JUVENILE AND FAMILY COURT JUDGES 2006 ANNUAL JUVENILE STATISTICAL REPORT

### Individual Outcome/Dispositional Actions by Race and Sex for 2006

This portion of the annual report concerns individual dispositional actions that the juvenile courts took in 2006. Most of the percentages presented will be small because the data is spread over 64 categories.

Since 2001, children are counted only once per disposition date. The numbers are more accurate when the data is counted this way but it has resulted in lower Outcome Referral totals than in past years. The lower totals are most noticeable when comparing current data to annual report data published before 2001.

The tables on the following pages reveal that the most often reported specific dispositional choice was "Other". "Other" is not presented as the most often cited disposition in the paragraphs below because it is difficult to interpret the precise meaning of this choice. All of the calculations were based on **242,216** total dispositional actions.

The top three dispositional actions reported were "Court Costs" (**25,758**) with **10.6%** of the total dispositional actions, "Case Dismissed" (**17,549**) with **7.2%**, and "Warned/Counseled" (**15,125**) with **6.2%**. Percentages by sex and race within the top three dispositional actions reported were: **53.4%** white males, **27.8%** white females, **10.1%** African American males, and **5.1%** African American females within "Court Costs", **39.1%** white males, **24.8%** white females, **18.5%** African American males, and **11.7%** African American females within "Case Dismissed", and **30.3%** African American males, **28.4%** white males, **19.8%** African American females, and **18.4%** white females within "Warned/Counseled".

The most often reported dispositional actions associated with white males were: **13.3%** Court Costs, **6.7%** Public Service, **6.6%** Case Dismissed, and **5.4%** Held Open for Review.

The most often reported dispositional actions associated with white females were: **12.0%** Court Costs, **7.3%** Case Dismissed, **6.1%** Held Open for Review, and **4.7%** Warned/Counseled.

The most often reported dispositional actions associated with African American males were: **10.7%** Warned/Counseled, **7.6%** Case Dismissed, **6.1%** Court Costs, and **5.6%** Held Open for Review.

The most often reported dispositional actions associated with African American females were: **13.5%** Warned/Counseled, **9.3%** Case Dismissed, **7.1%** Held Open for Review, and **6.6%** Placement with Relative/Other Individual.

**TENNESSEE COUNCIL OF JUVENILE AND FAMILY COURT JUDGES  
2006 ANNUAL JUVENILE COURT STATISTICAL REPORT**

**Outcomes by Type Of Disposition, Sex, and Race for CY 2006**

	White Male	African American Male	Other Race Male	White Female	African American Female	Other Race Female	Unknown Race or Sex	Total
<b><u>General Action Codes</u></b>								
Case Dismissed	6,859	3,245	163	4,346	2,056	128	752	17,549
Warned / Counseled	4,293	4,589	138	2,786	2,997	96	226	15,125
Held Open For Review	5,570	2,417	139	3,629	1,567	110	451	13,883
Public Service	6,875	2,077	149	3,026	877	55	202	13,261
Supervision / Probation to Juvenile Court	4,277	1,980	82	2,154	693	44	138	9,368
Fine	5,165	451	66	2,242	172	22	125	8,243
Referred to Defensive Driving School	3,061	163	29	1,961	121	25	54	5,414
Placement with Relative / Other Individual	832	1,949	44	587	1,472	40	155	5,079
Case Retired or Nolle Prosequi	1,803	1,211	43	1,003	388	26	229	4,703
No Contact Order	1,740	712	57	1,105	384	26	202	4,226
Referred for Alcohol and Drug Counseling	2,131	646	30	870	147	11	125	3,960
Referred for Mental Health Counseling	1,110	949	29	527	352	13	115	3,095
Restitution	1,610	688	44	381	108	8	36	2,875
Referral to Another Entity for Superv/Servc	1,151	457	40	769	265	27	55	2,764
Referral to Juvenile Court Educ-Based Pgm	1,225	207	27	718	128	15	59	2,379
Driver's License Held Informally	1,292	429	19	542	67	4	16	2,369
House Arrest	878	814	29	390	100	14	36	2,261
Dismissed from Pretrial Diversion	1,017	318	26	482	126	9	69	2,047
Placement with City/Cnty Agcy/Facility	200	1,056	12	87	196	6	82	1,639
Injunction Other than No Contact Order	576	371	12	353	154	6	107	1,579
Court Defined Curfew	673	282	22	302	107	13	18	1,417
Released from Probation	823	105	9	285	33	13	33	1,301
Dismissed from Informal Adjustment	430	168	9	252	68	2	35	964
Referred to Alcohol Safety School	476	141	15	181	28	0	14	855
Probation to Parents	286	126	6	192	70	5	3	688
Referred to Alternative School	123	116	1	63	7	0	8	318
Runaway Returned	48	20	1	63	29	1	1	163
Referred to Private Child Agency	68	2	6	27	3	0	0	106
Private Mental Health Placement	38	2	0	3	0	0	0	43
Voluntary Placement with DMHMR	6	0	0	1	0	0	0	7
Private MR Placement	1	0	0	1	0	0	0	2
<b>Totals</b>	<b>54,637</b>	<b>25,691</b>	<b>1,247</b>	<b>29,328</b>	<b>12,715</b>	<b>719</b>	<b>3,346</b>	<b>127,683</b>

**TENNESSEE COUNCIL OF JUVENILE AND FAMILY COURT JUDGES  
2006 ANNUAL JUVENILE COURT STATISTICAL REPORT**

**Outcomes by Type Of Disposition, Sex, and Race for CY 2006**

	White Male	African American Male	Other Race Male	White Female	African American Female	Other Race Female	Unknown Race or Sex	Total
<b>Formal Action Codes</b>								
Placed Under a Valid Court Order	2,264	495	81	1,379	233	47	111	4,610
DCS Commitment - Custody	1,794	903	50	992	407	42	204	4,392
DCS Probation	1,903	480	60	549	135	7	22	3,156
DCS Commitment - Suspended	537	294	23	163	60	4	11	1,092
Transfer to Another Juvenile Court for Dispo	529	151	10	286	30	4	24	1,034
Other Intensive Probation	625	177	13	166	24	2	7	1,014
Supervision by DCS	381	22	14	234	16	7	21	695
Parental Rights Terminated	196	63	6	203	48	17	68	601
Transferred to Adult Court	80	250	3	8	10	0	4	355
DCS Commitment - Determinate	87	99	4	44	49	1	12	296
DCS Intensive Probation	94	31	2	20	2	0	1	150
DMHMR Involuntary Commitment	14	2	0	9	1	0	0	26
Parental Rights Not Terminated	8	3	0	7	2	0	1	21
<b>Totals</b>	<b>8,512</b>	<b>2,970</b>	<b>266</b>	<b>4,060</b>	<b>1,017</b>	<b>131</b>	<b>486</b>	<b>17,442</b>

**Special Proceedings**

Court Costs	13,749	2,612	303	7,167	1,320	158	449	25,758
Custody Changed	2,805	628	156	2,501	584	128	533	7,335
Child Support Granted	1,515	456	45	1,286	363	53	621	4,339
Foster Care Continued	1,555	496	59	1,442	284	55	297	4,188
Visitation Changed	1,063	437	58	1,033	406	44	356	3,397
Custody Unchanged	988	159	26	889	88	21	191	2,362
Child Support Amended	399	103	13	331	85	15	83	1,029
Paternity Determined / Child Legitimated	318	131	13	189	104	12	99	866
Foster Care Terminated	244	55	12	252	49	9	56	677
Visitation Unchanged	174	70	7	170	71	2	65	559
Order of Reference to DCS	151	16	3	156	11	3	21	361
Child Support Terminated	54	45	1	38	39	6	32	215
Request for Medical Treatment Granted	30	33	5	20	37	1	18	144
Voluntary Acknowledgement of Paternity	58	17	1	34	9	2	12	133
Child Support Denied	18	2	0	18	3	0	2	43
Paternity Not Determ/Child Not Legitimated	18	4	0	7	3	1	0	33
Consent to Marry Granted	1	0	0	15	2	0	0	18
Request for Medical Treatment Denied	5	2	0	0	2	0	1	10
Consent to Marry Denied	0	0	0	1	0	0	0	1
<b>Totals</b>	<b>23,145</b>	<b>5,266</b>	<b>702</b>	<b>15,549</b>	<b>3,460</b>	<b>510</b>	<b>2,836</b>	<b>51,468</b>

**Other Outcome Codes**

Other	16,871	8,873	571	10,850	4,973	433	3,052	45,623
<b>Totals</b>	<b>16,871</b>	<b>8,873</b>	<b>571</b>	<b>10,850</b>	<b>4,973</b>	<b>433</b>	<b>3,052</b>	<b>45,623</b>

<b>All Outcome Totals</b>	<b>103,165</b>	<b>42,800</b>	<b>2,786</b>	<b>59,787</b>	<b>22,165</b>	<b>1,793</b>	<b>9,720</b>	<b>242,216</b>
---------------------------	----------------	---------------	--------------	---------------	---------------	--------------	--------------	----------------

This page left intentionally blank

**TENNESSEE COUNCIL OF JUVENILE AND FAMILY COURT JUDGES  
2006 ANNUAL JUVENILE STATISTICAL REPORT**

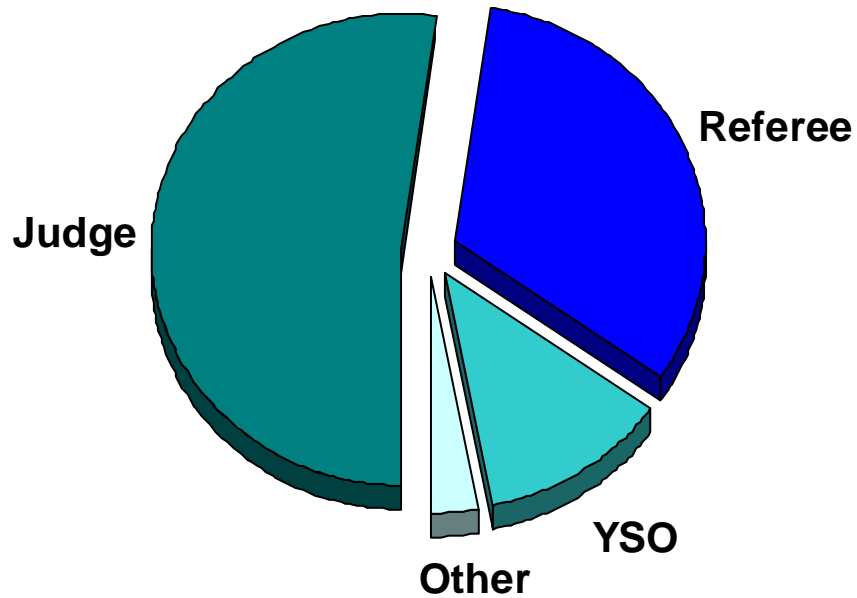
**JUVENILE COURT REFERRALS DISPOSED STATE-WIDE BASED ON NUMBER OF  
REFERRALS**

As mentioned earlier in this report, juvenile court cases and referrals can be disposed by judges, referees, youth services officers, or probation officers. All cases resulting in a formal hearing and adjudication must be disposed by judicial staff, which includes judges, referees or special judges. Cases that are handled informally through informal adjustment or other informal, non-judicial actions can be disposed by the court officers.

The data as reflected in Breakdown of Referrals by Court Personnel Executing the Action in CY 2006 shows that **52.2%** of all referral reasons (**161,631**) were disposed by judicial staff: **52.2%** by Judges, **32.6%** by Referees. Another **12.2%** were disposed by Youth Services/Probation Officers, and **3.0%** by Other/Not Reported.

**TENNESSEE COUNCIL OF JUVENILE AND FAMILY COURT JUDGES  
2006 ANNUAL JUVENILE COURT STATISTICAL REPORT**

**Breakdown of Referrals by Court Personnel Executing the Action in CY 2006**



	<b>Referrals</b>	<b>% of Referrals</b>
Judge	84,390	52.21%
Referee	52,631	32.56%
YSO	19,759	12.22%
Other	4,851	3.00%
<b>Total</b>	<b>161,631</b>	<b>100.00%</b>

**TENNESSEE COUNCIL OF JUVENILE AND FAMILY COURT JUDGES  
2006 ANNUAL JUVENILE STATISTICAL REPORT**

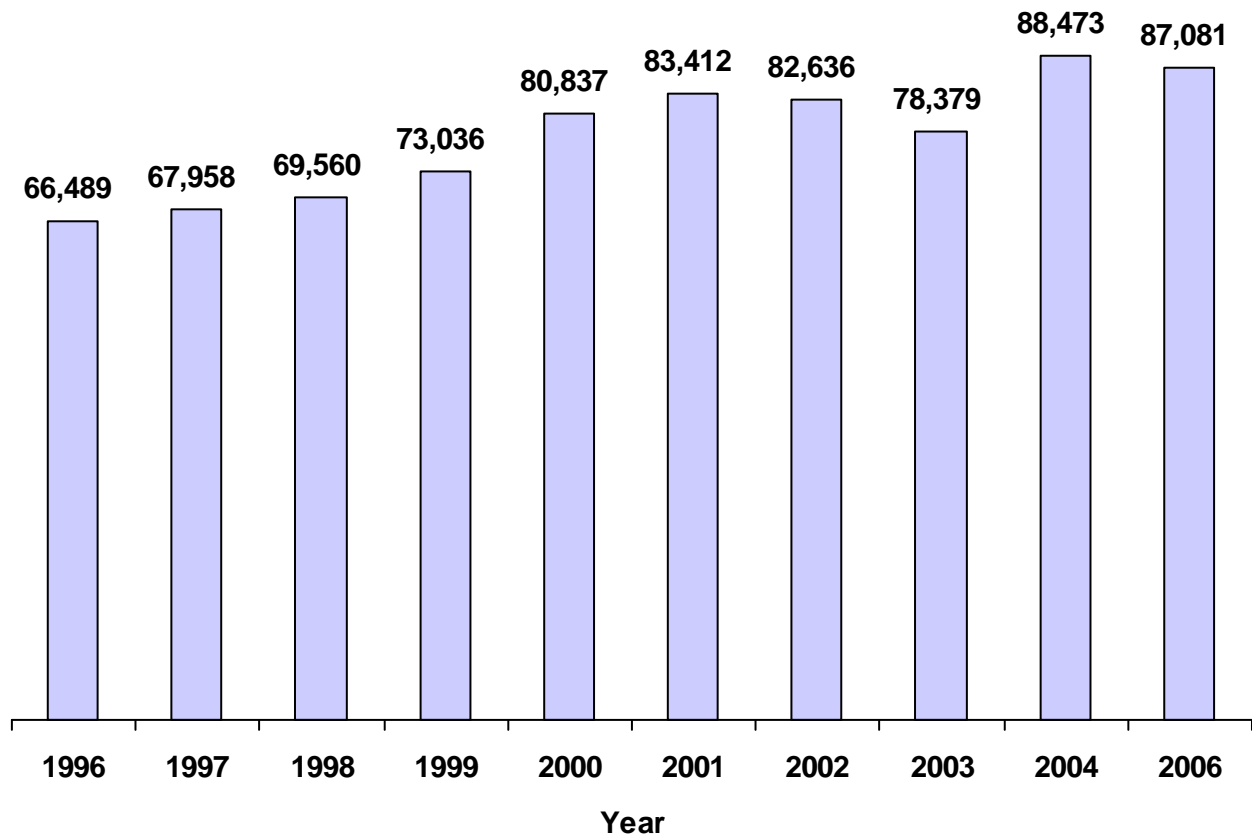
**TREND INFORMATION**

The following pages depict several charts and tables that show trend information over the past several years. One of the largest counties in the state reported its statistics in a summarized fashion in 2005. This means that including 2005 data in these reports would have skewed the trends over time information so the decision was made to leave 2005 out of this portion of the annual report. The information encompasses the years 1996 through 2004 and 2006.

**TENNESSEE COUNCIL OF JUVENILE AND FAMILY COURT JUDGES  
2006 ANNUAL JUVENILE COURT STATISTICAL REPORT**

**Trends Over Time CY 1996-2004 and 2006**

**Yearly Comparison of Total Individual Children  
Referred to Tennessee Juvenile Courts**



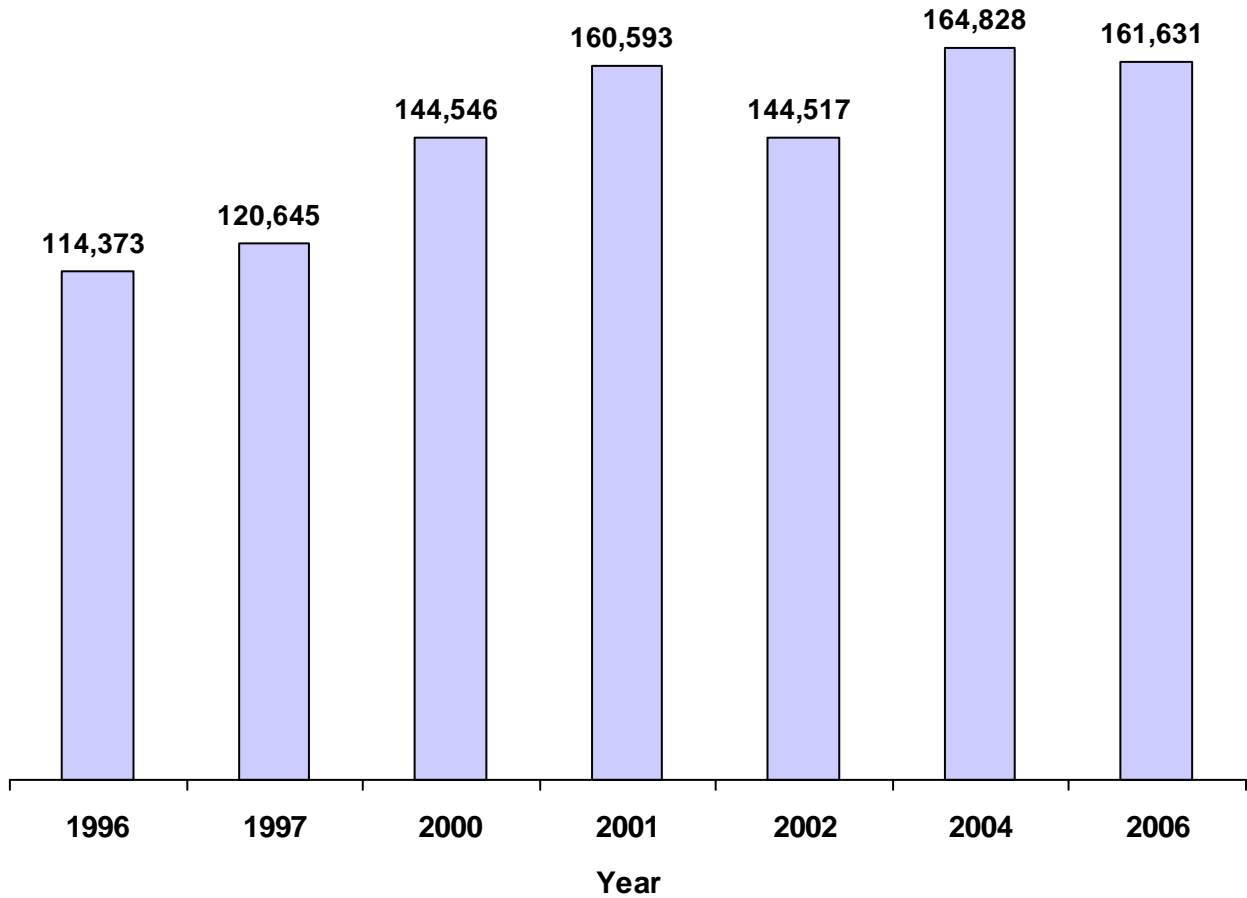
**Note: CY 2005 data has been omitted because not all data was available.**



**TENNESSEE COUNCIL OF JUVENILE AND FAMILY COURT JUDGES  
2006 ANNUAL JUVENILE COURT STATISTICAL REPORT**

**Trends Over Time CY 1996-2004 and 2006**

**Yearly Comparison of Number of Referrals to Juvenile Court**

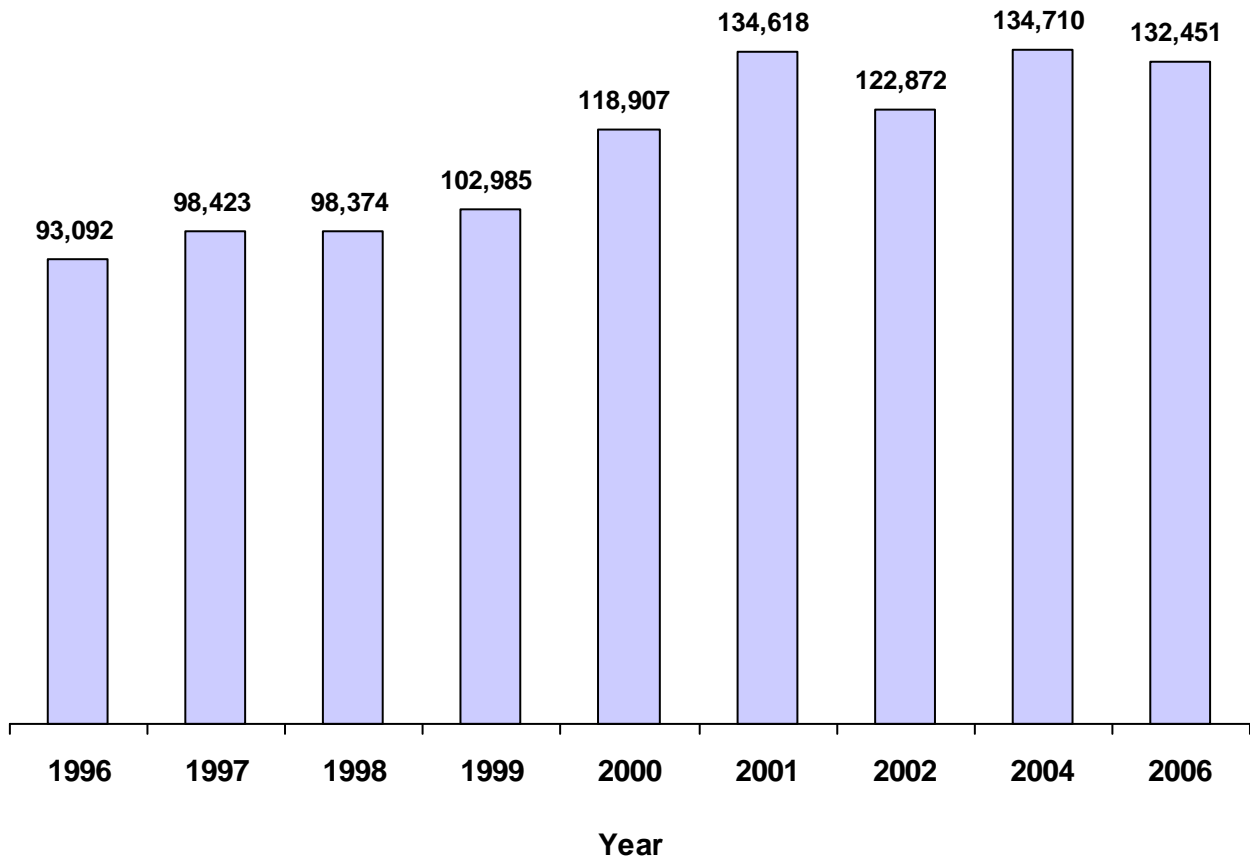


**Note: CY 2005 data has been omitted because not all data was available.**

**TENNESSEE COUNCIL OF JUVENILE AND FAMILY COURT JUDGES  
2006 ANNUAL JUVENILE COURT STATISTICAL REPORT**

**Trends Over Time CY 1996-2004 and 2006**

**Yearly Comparison of Number of Cases in Juvenile Court**

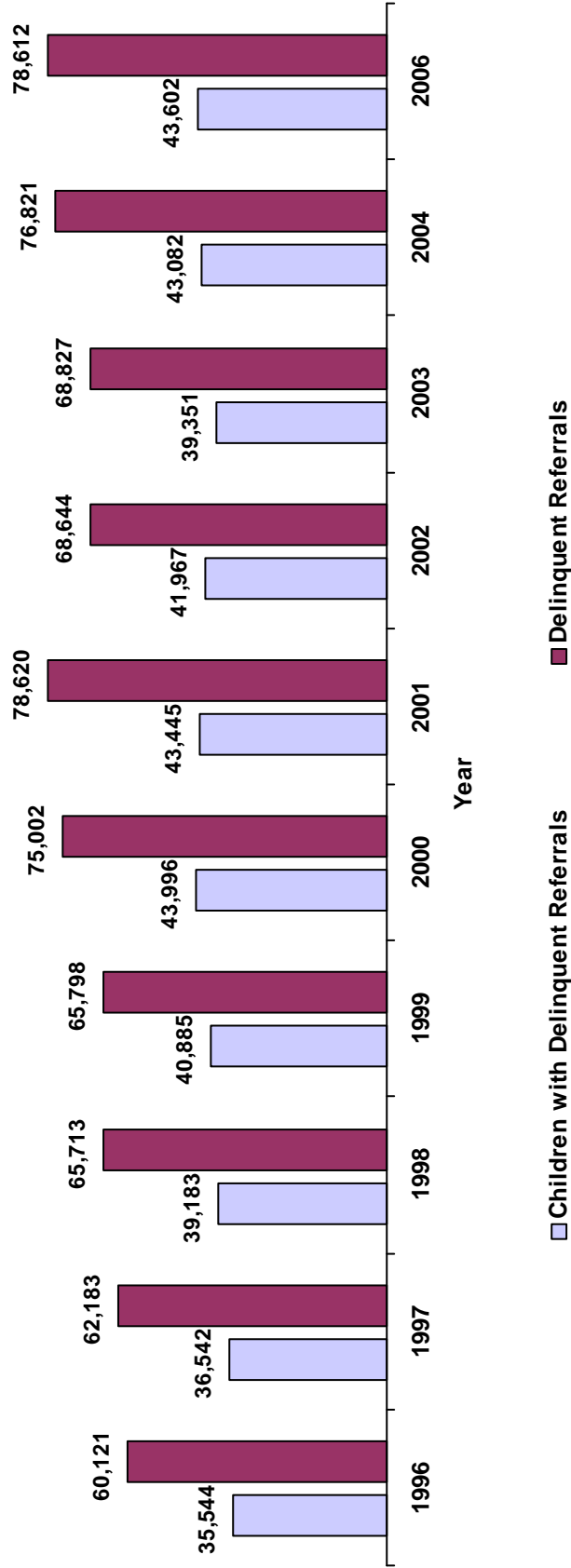


**Note: CY 2005 data has been omitted because not all data was available.**

**TENNESSEE COUNCIL OF JUVENILE AND FAMILY COURT JUDGES  
2006 ANNUAL JUVENILE COURT STATISTICAL REPORT**

**Trends Over Time CY 1996-2004 and 2006**

**Comparison of Delinquent Referral Reasons and Individual Children Referred**

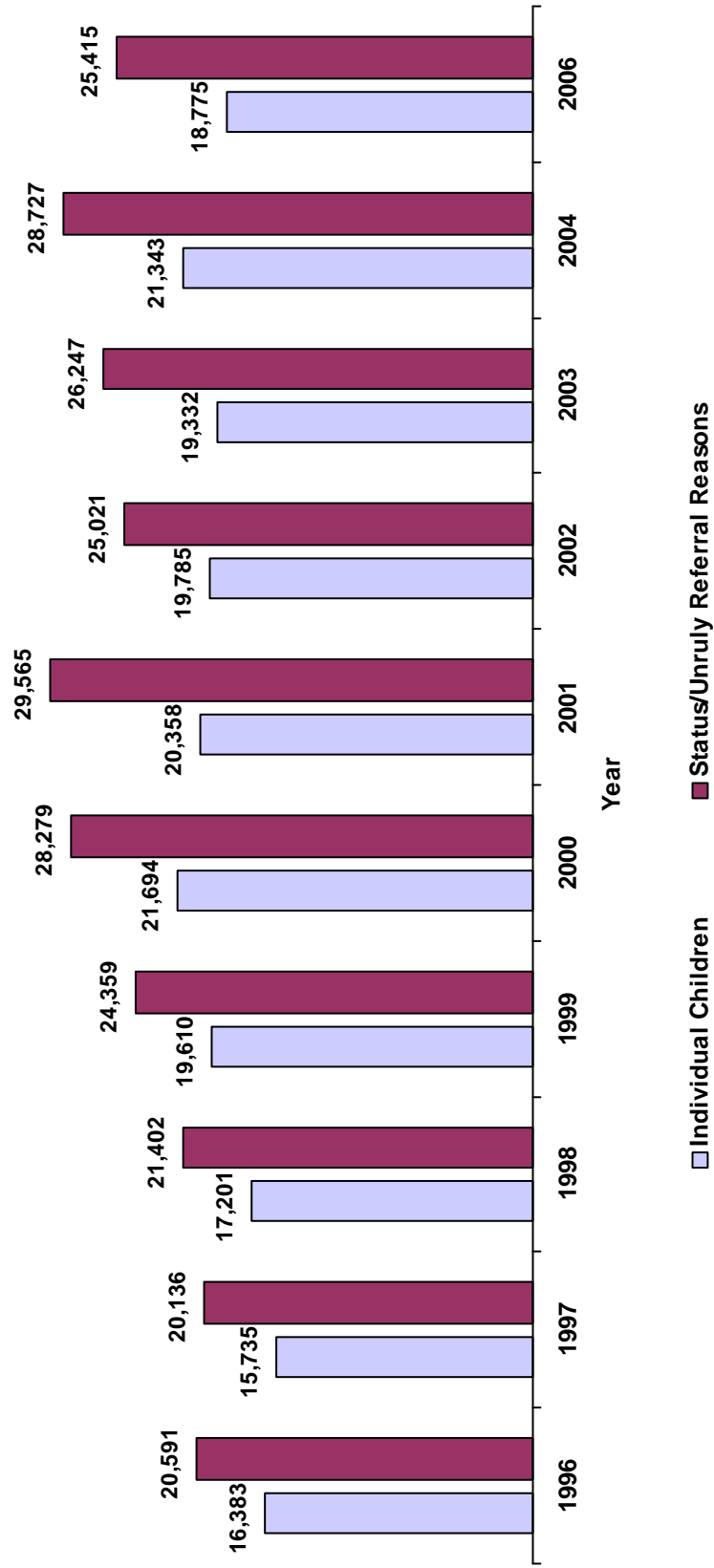


Note: CY 2005 data has been omitted because not all data was available.

**TENNESSEE COUNCIL OF JUVENILE AND FAMILY COURT JUDGES  
2006 ANNUAL JUVENILE COURT STATISTICAL REPORT**

**Trends Over Time CY 1996-2004 and 2006**

**Comparison of Status/Unruly Referral Reasons and Individual Children Referred**

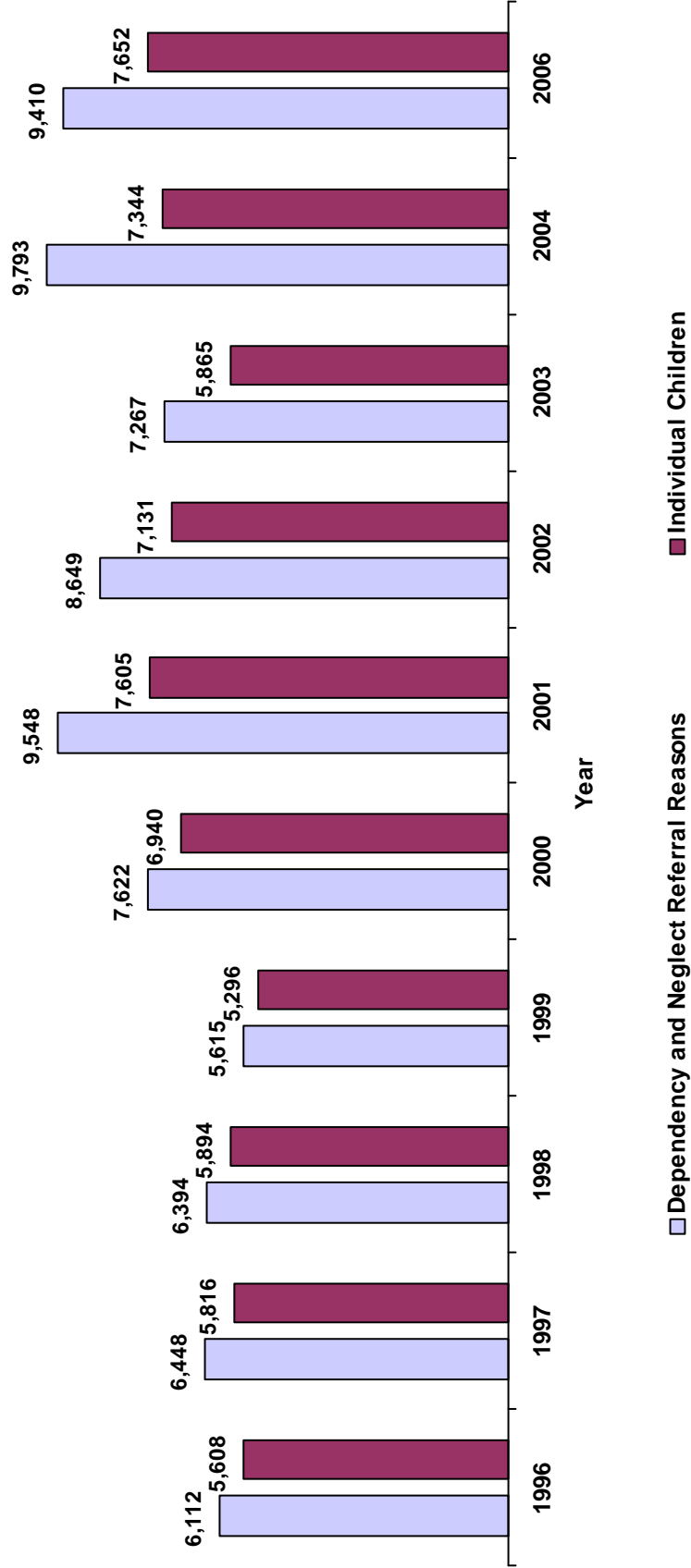


**Note: CY 2005 data has been omitted because not all data was available.**

**TENNESSEE COUNCIL OF JUVENILE AND FAMILY COURT JUDGES  
2006 ANNUAL JUVENILE COURT STATISTICAL REPORT**

**Trends Over Time CY 1996-2004 and 2006**

**Comparison of Neglected, Dependent, and Abused Referral  
Reasons, and Individual Children Referred**

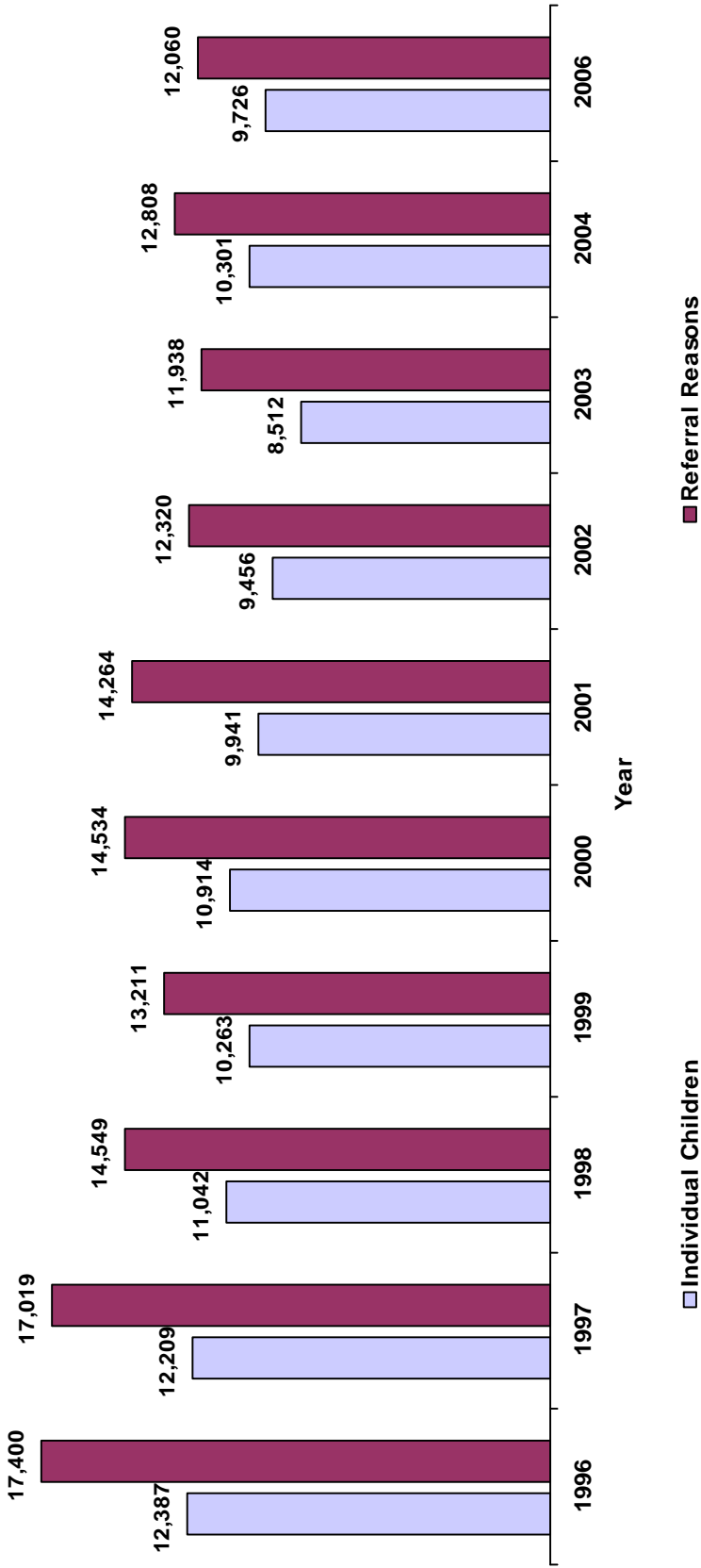


Note: CY 2005 data has been omitted because not all data was available.

**TENNESSEE COUNCIL OF JUVENILE AND FAMILY COURT JUDGES  
2006 ANNUAL JUVENILE COURT STATISTICAL REPORT**

**Trends Over Time CY 1996-2004 and 2006**

**Comparison of Crime Index by Individual Children and Referral Reasons  
Homicide, Robbery, Aggravated Assault, Rape, Larceny, and Burglary**



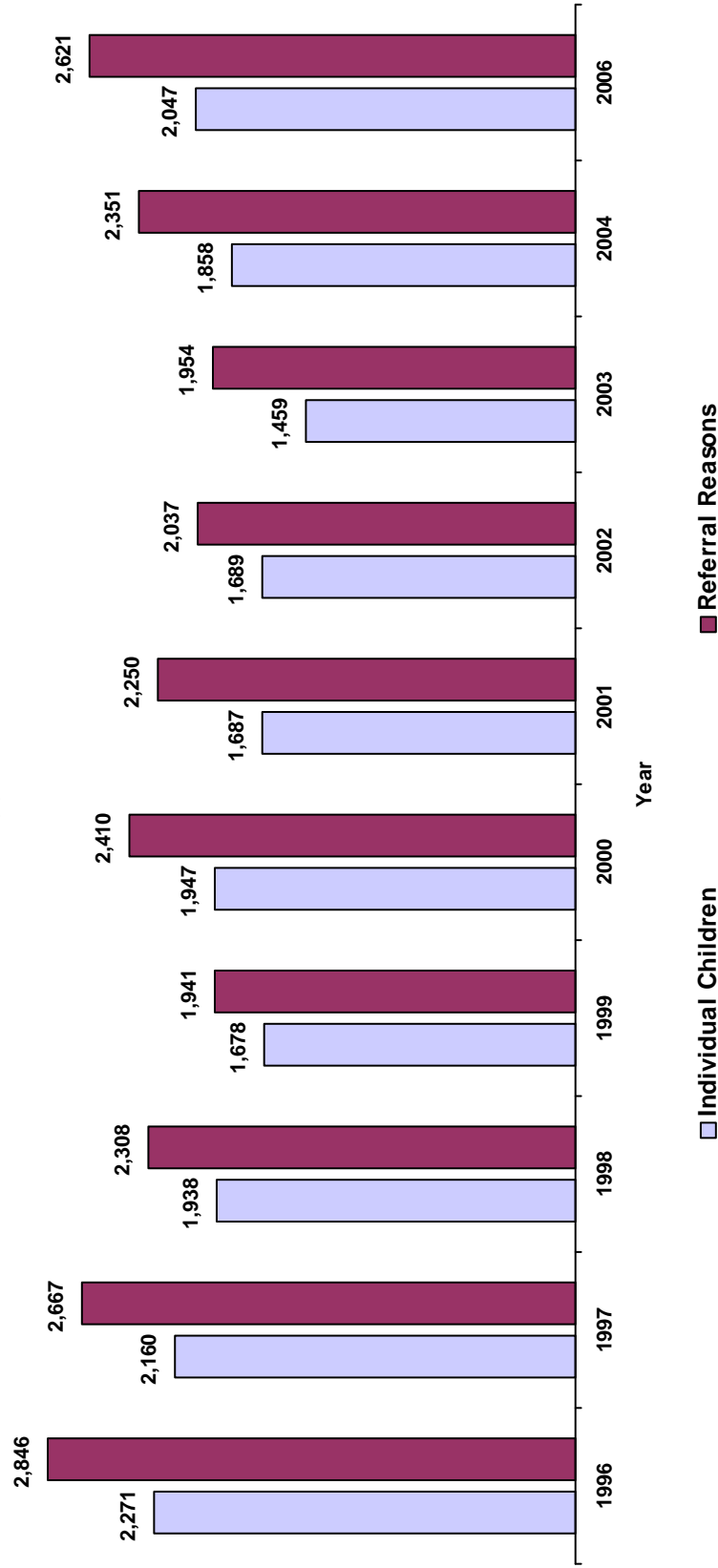
Homicide includes: Criminal Homicide, First Degree Murder, Second Degree Murder, Aggravated Vehicular Homicide, and Vehicular Homicide  
 Robbery includes: Especially Aggravated Robbery, Aggravated Robbery and Robbery  
 Rape includes: Aggravated Rape, Rape of a Child, and Rape  
 Larceny includes: Theft of Property  
 Burglary includes: Aggravated Burglary and Burglary

**Note: CY 2005 data has been omitted because not all data was available.**

**TENNESSEE COUNCIL OF JUVENILE AND FAMILY COURT JUDGES  
2006 ANNUAL JUVENILE COURT STATISTICAL REPORT**

**Trends Over Time CY 1996-2004 and 2006**

**Comparison of Violent Crime Index Referrals for  
Homicide, Robbery, Aggravated Assault, and Rape**

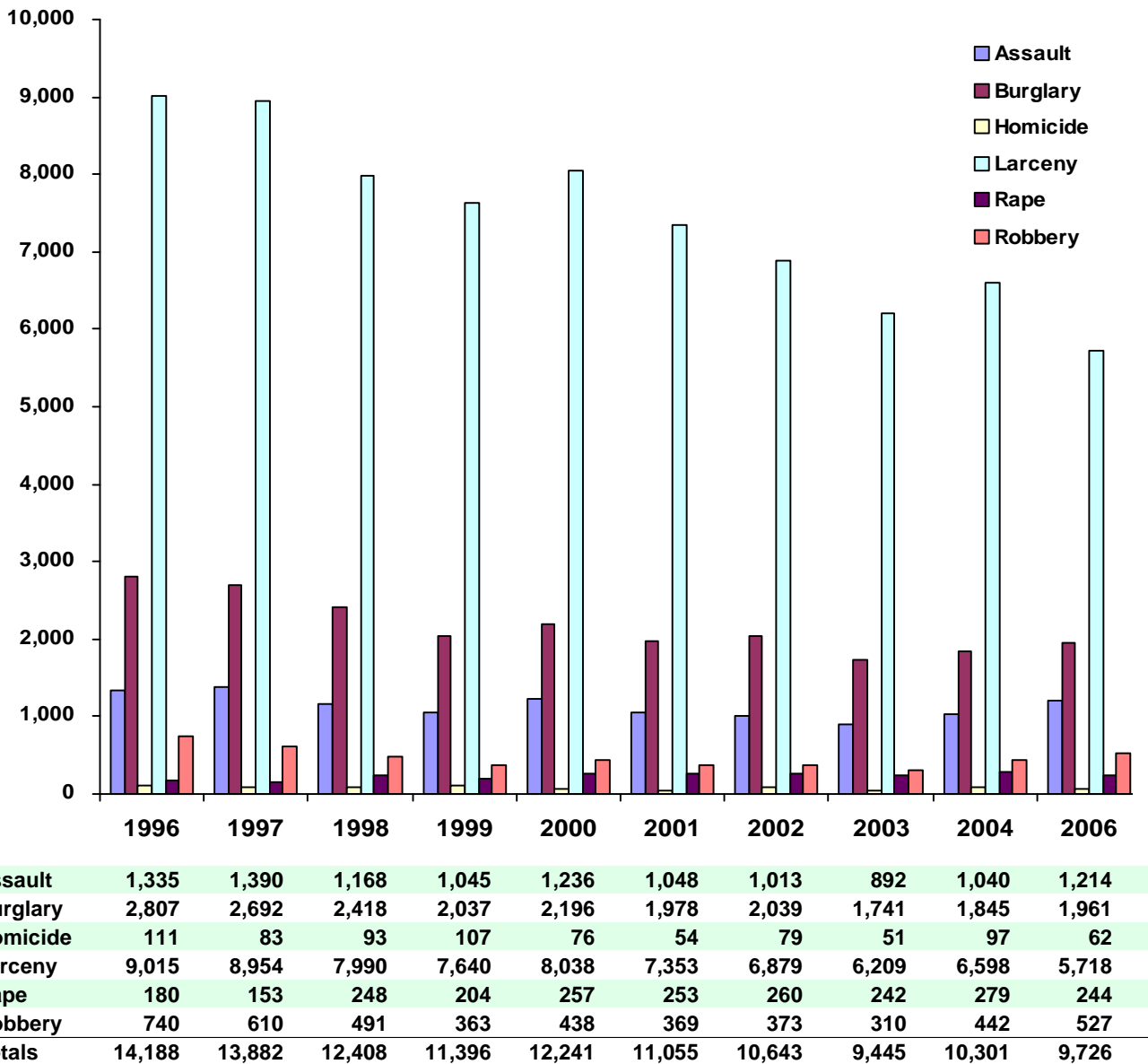


Homicide includes: Criminal Homicide, First degree Murder, Second Degree Murder, Aggravated Vehicular Homicide, and Vehicular Homicide  
 Robbery includes: Especially Aggravated Robbery, Aggravated Robbery, and Robbery  
 Rape includes: Aggravated Rape, Rape of a Child, and Rape

**Note: CY 2005 data has been omitted because not all data was available.**

**TENNESSEE COUNCIL OF JUVENILE AND FAMILY COURT JUDGES  
2006 ANNUAL JUVENILE COURT STATISTICAL REPORT  
Trends Over Time CY 1996-2004 and 2006**

**Comparison of Children Referred for Aggravated Assault, Burglary, Homicide, Larceny, Rape and Robbery**



Burglary includes: Aggravated Burglary and Burglary  
Homicide includes: Criminal Homicide, First degree Murder, Second Degree Murder, Aggravated Vehicular Homicide and Vehicular Homicide  
Larceny includes: Theft of Property  
Rape includes: Aggravated Rape, Rape of a Child and Rape  
Robbery includes: Especially Aggravated Robbery, Aggravated Robbery and Robbery

**Children that have multiple offenses in any category are counted only once per category in this chart.**

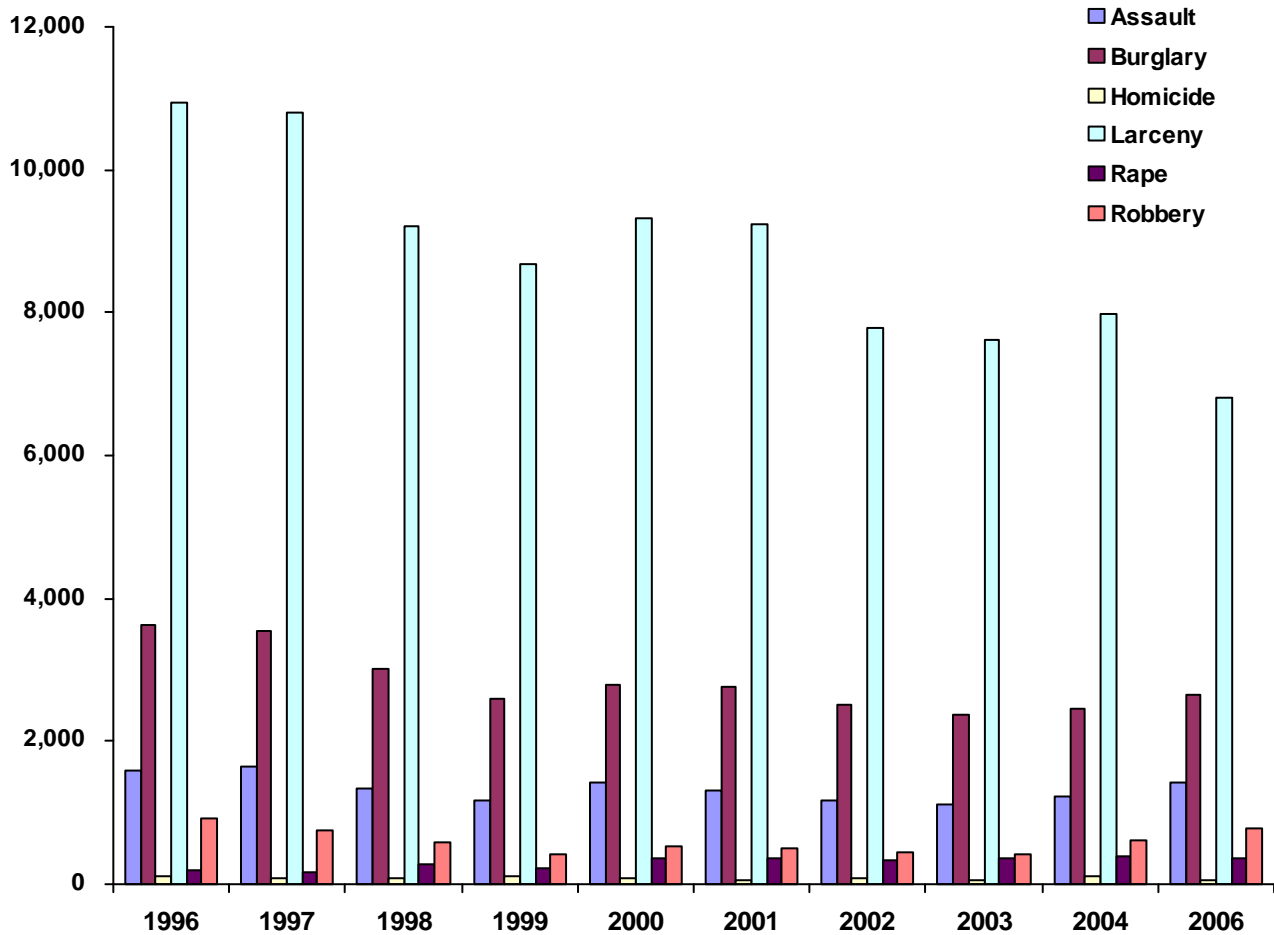
**Note: CY 2005 data has been omitted because not all data was available.**



**TENNESSEE COUNCIL OF JUVENILE AND FAMILY COURT JUDGES  
2006 ANNUAL JUVENILE COURT STATISTICAL REPORT**

**Trends Over Time CY 1996-2004 and 2006**

**Comparison of Referrals for Aggravated Assault, Burglary, Homicide,  
Larceny, Rape and Robbery**



	1996	1997	1998	1999	2000	2001	2002	2003	2004	2006
Assault	1,596	1,638	1,331	1,177	1,430	1,315	1,161	1,128	1,231	1,423
Burglary	3,618	3,541	3,023	2,588	2,794	2,764	2,503	2,376	2,466	2,641
Homicide	116	91	96	108	80	61	79	61	104	68
Larceny	10,936	10,811	9,218	8,682	9,330	9,250	7,780	7,608	7,991	6,798
Rape	207	180	288	236	358	365	346	356	391	359
Robbery	927	758	593	420	542	509	451	409	625	771
<b>Totals</b>	<b>17,400</b>	<b>17,019</b>	<b>14,549</b>	<b>13,211</b>	<b>14,534</b>	<b>14,264</b>	<b>12,320</b>	<b>11,938</b>	<b>12,808</b>	<b>12,060</b>

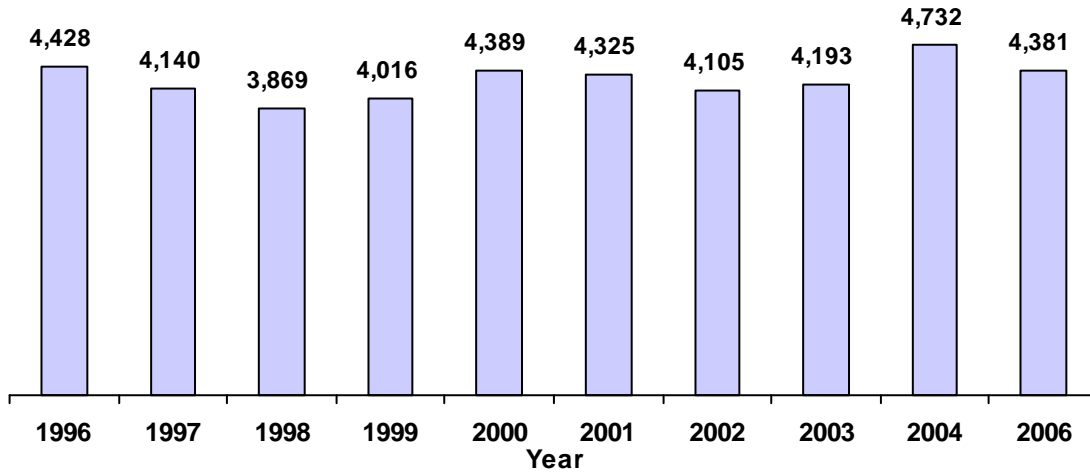
- Burglary includes: Aggravated Burglary and Burglary
- Homicide includes: Criminal Homicide, First degree Murder, Second Degree Murder, Aggravated Vehicular Homicide and Vehicular Homicide
- Larceny includes: Theft of Property
- Rape includes: Aggravated Rape, Rape of a Child and Rape
- Robbery includes: Especially Aggravated Robbery, Aggravated Robbery and Robbery

**Note: CY 2005 data has been omitted because not all data was available.**

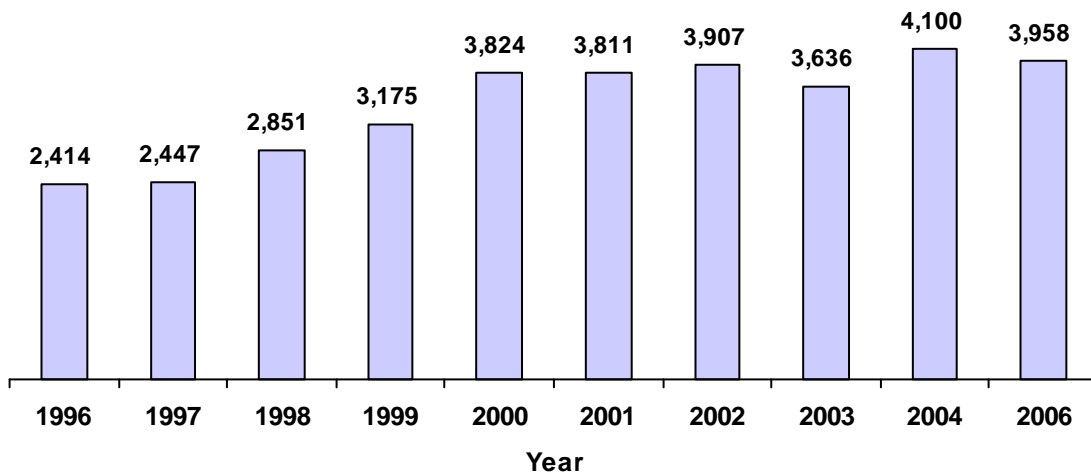
**TENNESSEE COUNCIL OF JUVENILE AND FAMILY COURT JUDGES  
2006 ANNUAL JUVENILE COURT STATISTICAL REPORT**

**Trends Over Time CY 1996-2004 and 2006**

**Commitments to Department of Children Services (DCS, DHS, DYD)  
Individual Juveniles Committed for Secure or Non-Secure Placement  
for Referrals that are Delinquent, Dependent, Status, or Neglect**



**Comparison of Individual Children Referred to Juvenile Court with  
Violations of Probation or Violation of Aftercare**



**Note: CY 2005 data has been omitted because not all data was available.**

## Glossary

<b>Abuse</b>	When a child is suffering from, has sustained, or may be in immediate danger of suffering from or sustaining a wound; injury; disability; or physical or mental condition caused by brutality, neglect, or other actions or inaction of a parent, relative, guardian, or caretaker.
<b>Adjudication</b>	Judicial fact finding determination (judgment) of a case (e.g., guilty or not guilty).
<b>Aftercare</b>	The supervision given to a child for a limited period of time after they are released from commitment to a state agency.
<b>Burglary</b>	The unlawful entry of a structure to commit a felony or a theft.
<b>CASA</b>	Court Appointed Special Advocate (usually volunteers) who serve to ensure that the needs and interests of a child in child protection judicial proceedings are fully protected.
<b>Commitment</b>	A decision by the judge that a child should be sent to a state agency for monitoring or care of the child.
<b>Contempt of Court</b>	A willful disobedience of a court order or willful interference with the administration of justice.
<b>Crime Index</b>	Includes homicide, robbery, aggravated assault, rape, larceny and burglary.
<b>DCS</b>	The Tennessee Department of Children's Services.
<b>Delinquency</b>	Acts or conduct in violation of criminal law.
<b>Delinquent Act</b>	An act committed by a juvenile that, if committed by an adult, would require prosecution in a criminal court. Because the act is committed by a juvenile it falls within the jurisdiction of the juvenile court.
<b>Dependency Case</b>	Those cases covering neglect or inadequate care on the part of parents or guardians, such as abandonment or desertion; abuse or cruel treatment; improper or inadequate conditions in the home; and insufficient care or support resulting from death, absence, or physical or mental incapacity of parents.
<b>Detention</b>	The placement of youth in a restrictive facility between referral to court and the first court hearing (Detention Hearing). Also, a youth may be placed in a detention facility at different points as a case progresses through the juvenile justice system.

## Glossary

<b>Disposition</b>	Definitive action taken or treatment plan decided on regarding a particular case. (e.g., a course of treatment and rehabilitation).
<b>Disposition Date</b>	The date that the disposition (outcome) or the informal adjustment of each referral took place. This is the date on which all reports produced by TCJFCJ are based.
<b>Informal Adjustment</b>	A non-judicial procedure whereby the juvenile court staff, subject to court approval, makes the decision to attempt to remedy the situation alleged in the referral by giving counsel and advice to the parent(s) and child. This is a voluntary agreement in which no official finding of fact is made. Informal adjustments may be initiated with or without a petition.
<b>Institution</b>	Juvenile correctional or rehabilitation center.
<b>Intake</b>	Intake department first screens referred cases. The intake department may decide to dismiss the case for lack of legal sufficiency or to resolve the matter formally or informally.
<b>Judge</b>	An elected or appointed person/individual presiding over the juvenile court proceedings.
<b>Juvenile</b>	Any individual under the chronological age of eighteen (18) who has not been previously transferred to adult court.
<b>Larceny/Theft</b>	The unlawful taking, carrying, leading, or riding away of property from the possession of another.
<b>Motion</b>	Oral or written request before, during, or after court hearings on which a court issues a ruling or order.
<b>Paternity</b>	Determination of who is the father of a child.
<b>Petition</b>	A document filed in a juvenile court alleging that a juvenile is a delinquent or status offender, or on the child's behalf and asking that the court assume jurisdiction over the juvenile, or juvenile's case.
<b>Pretrial Diversion</b>	A procedure similar in nature to informal adjustment, with no official finding as to guilt, except that a judge or referee must approve any agreement.
<b>Probation</b>	Supervision of the child to monitor behavior after finding of guilt.
<b>Referee</b>	An individual, licensed to practice law in Tennessee, who is appointed by the judge to hear cases. A referee has the same authority and powers as the judge to issue process and conduct proceedings.

## Glossary

<b>Referral Date</b>	The date the child was referred to the court on the current referral reason/charges.
<b>Referral Source</b>	The agency or individual filing a complaint with intake that initiates court proceedings.
<b>Retired or Nolle Prosequi</b>	When a case is retired after having remained open due to some condition, or the prosecuting attorney makes a formal entry on record that he/she will not prosecute the case further (nolle prosequi means unwilling to pursue).
<b>Review Hearing</b>	Held by the juvenile court to review dispositions and to determine the need to maintain placement in out-of-home care and/or jurisdiction of a child.
<b>Robbery</b>	The taking or attempting to take anything of value from the care, custody, or control of a person or persons by force or threat of force or violence and/or by putting the victim in fear.
<b>Status/Unruly Offenses</b>	Includes acts or types of conduct that are offenses only when committed or engaged in by a juvenile; these can only be adjudicated by a juvenile court.
<b>Termination of Parental Rights</b>	A legal proceeding forever severing all legal rights and obligations of the parent so that others may adopt the child.
<b>Truant</b>	A child who willfully and unjustifiably fails to attend school when attendance is required by law.
<b>Violent Crime Index</b>	Includes homicide, robbery, forcible rape and aggravated assault.
<b>YSO</b>	Youth Services Officer. An official of the court whose duties include, but are not limited to, juvenile court intake, pre-hearing investigations, referral, supervision, detention screenings, counseling, and/or record keeping.