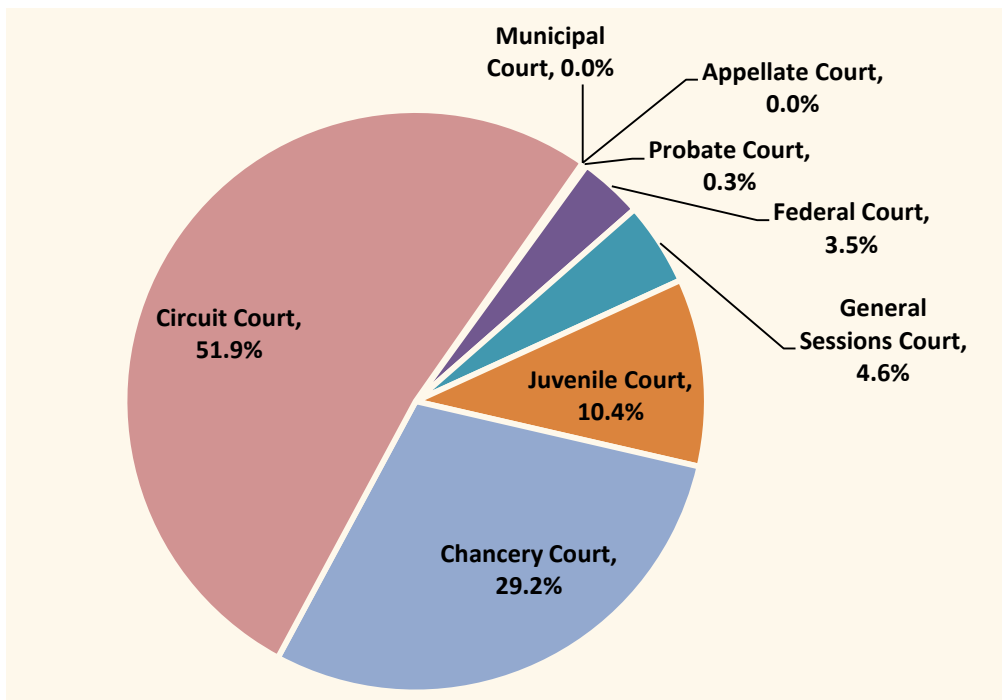




Court Type Jul. 1, 2018 - Sep. 30, 2018

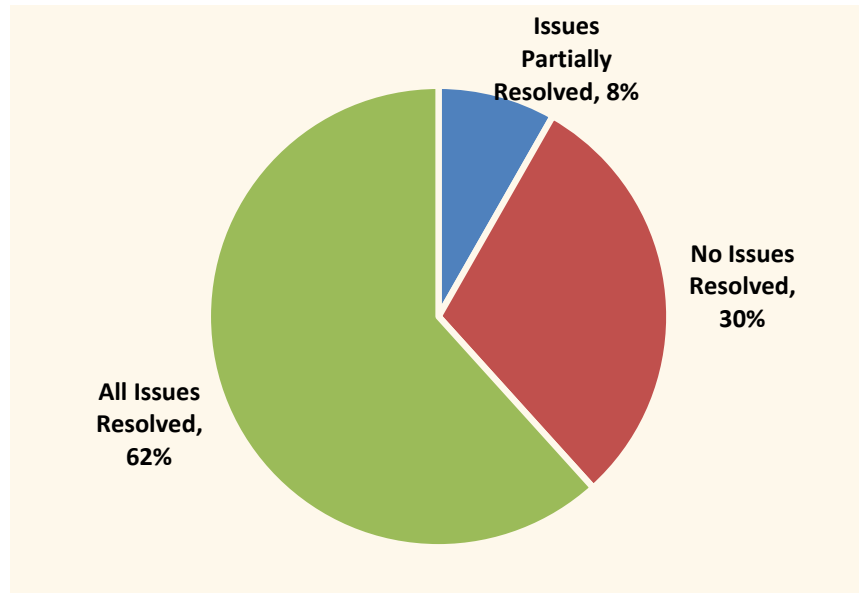
Court Type	%	No. of Mediations
Municipal Court	0.0%	0
Appellate Court	0.0%	0
Probate Court	0.3%	4
Federal Court	3.5%	52
General Sessions Court	4.6%	68
Juvenile Court	10.4%	153
Chancery Court	29.2%	429
Circuit Court	51.9%	761
Total		1,467





Issues Resolved Jul. 1, 2018 - Sep. 30, 2018

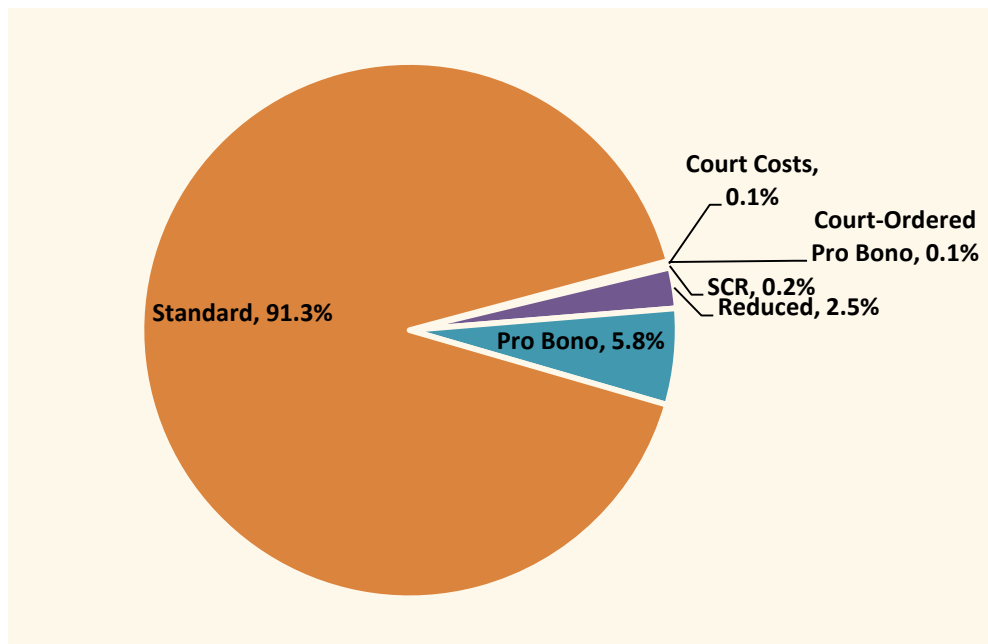
Issues Resolved	%	No. of Mediations
Issues Partially Resolved	8%	121
No Issues Resolved	30%	441
All Issues Resolved	62%	905
Total		1,467





Fee Type Jul. 1, 2018 - Sep. 30, 2018

Fee Type	%	No. of Mediations
Court-Ordered Pro Bono	0.1%	2
Court Costs	0.1%	1
SCR	0.2%	3
Reduced	2.5%	36
Pro Bono	5.8%	85
Standard	91.3%	1,340
Total		1,467





Dispute Type
Jul. 1, 2018 - Sep. 30, 2018

Dispute Type	%	No. of Mediations
Adoption/Surrender	0.1%	2
Appeal from Administrative Hearing	0.0%	0
Conservatorship/Guardianship	0.1%	1
Contract/Debt/Specific Performance	3.6%	53
Damages/Torts Other Than Personal Injury	1.3%	19
Domestic Relations - Child Custody/Visitation Only	16.0%	235
Domestic Relations - Child Support Only	0.3%	4
Domestic Relations - Divorce with Children	18.3%	268
Domestic Relations - Divorce without Children	11.5%	168
Domestic Relations - Post Divorce Issue	7.6%	111
Juvenile Appeal	0.1%	1
Landlord/Tenant	1.6%	23
Legitimation/Paternity	0.3%	4
Medical Malpractice	2.2%	33
Other	7.4%	108
Personal Injury	27.2%	399
Probate/Trust	0.5%	7
Product Liability	0.4%	6
Real Property	0.8%	12
Workers Compensation	0.3%	5
Wrongful Death	0.5%	8
Total		1,467



County	%	No. of Mediations	County	%	No. of Mediations	County	%	No. of Mediations
Anderson	0.9%	13	Hamilton	5.5%	80	Morgan	0.1%	1
Bedford	0.8%	12	Hancock	0.0%	0	Obion	0.4%	6
Benton	1.0%	14	Hardeman	0.2%	3	Overton	0.1%	2
Bledsoe	0.0%	0	Hardin	0.8%	11	Perry	0.0%	0
Blount	2.3%	34	Hawkins	0.7%	10	Pickett	0.0%	0
Bradley	0.7%	10	Haywood	0.1%	1	Polk	0.0%	0
Campbell	0.3%	4	Henderson	0.3%	5	Pre-Suit	4.0%	58
Cannon	0.2%	3	Henry	0.7%	10	Putnam	1.2%	18
Carroll	0.6%	8	Hickman	0.2%	3	Rhea	0.2%	3
Carter	1.1%	16	Houston	0.1%	2	Roane	0.9%	13
Cheatham	0.4%	6	Humphreys	0.1%	2	Robertson	1.2%	17
Chester	0.1%	2	Jackson	0.1%	2	Rutherford	2.3%	33
Claiborne	0.3%	4	Jefferson	0.9%	13	Scott	0.0%	0
Clay	0.1%	2	Johnson	0.3%	4	Sequatchie	0.1%	2
Cocke	0.7%	10	Knox	8.4%	121	Sevier	2.2%	32
Coffee	0.2%	3	Lake	0.2%	3	Shelby	10.4%	150
Crockett	0.1%	1	Lauderdale	0.5%	7	Smith	0.1%	2
Cumberland	0.5%	7	Lawrence	0.3%	5	Stewart	0.1%	2
Davidson	15.8%	229	Lewis	0.2%	3	Sullivan	3.2%	47
DeKalb	0.4%	6	Lincoln	0.6%	8	Sumner	1.4%	21
Decatur	0.1%	2	Loudon	1.0%	15	Tipton	0.5%	7
Dickson	0.9%	13	Macon	0.1%	1	Trousdale	0.0%	0
Dyer	1.5%	22	Madison	1.9%	27	Unicoi	0.6%	8
Fayette	0.1%	1	Marion	0.1%	1	Union	0.1%	1
Fentress	0.1%	1	Marshall	0.3%	5	Van Buren	0.0%	0
Franklin	0.3%	4	Maury	1.4%	20	Warren	0.4%	6
Gibson	0.7%	10	McMinn	0.1%	1	Washington	4.1%	60
Giles	0.3%	5	McNairy	0.1%	2	Wayne	0.0%	0
Grainger	0.2%	3	Meigs	0.0%	0	Weakley	0.1%	1
Greene	1.2%	17	Monroe	0.1%	1	White	0.1%	2
Grundy	0.1%	2	Montgomery	2.6%	38	Williamson	4.5%	65
Hamblen	1.5%	22	Moore	0.1%	2	Wilson	1.2%	18

Total No. of Mediations: 1,467