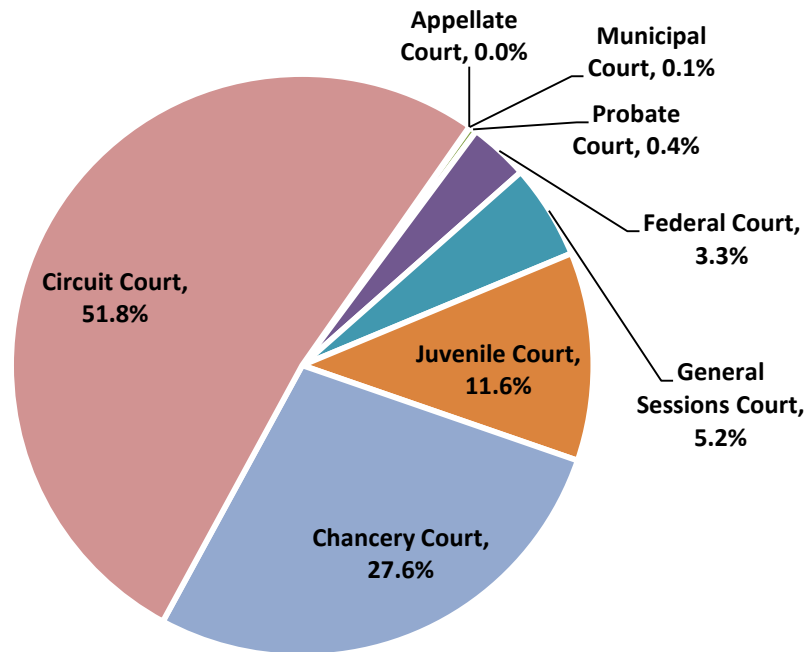




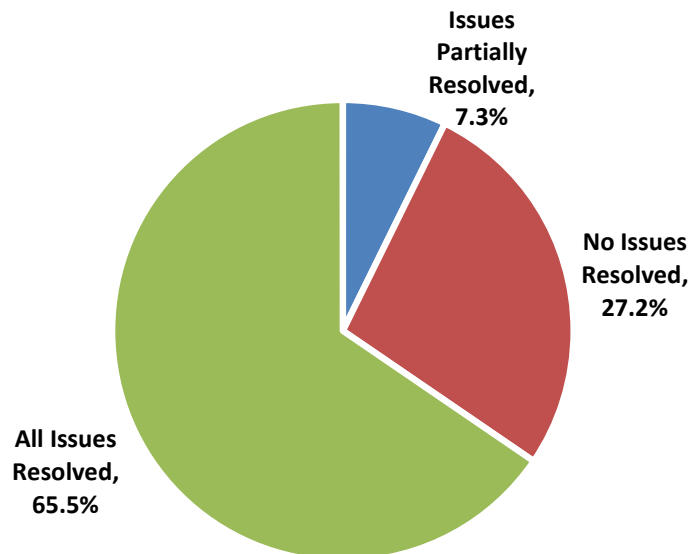
### Court Type October 1, 2018 - December 31, 2018

Court Type	%	No. of Mediations
Appellate Court	0.0%	0
Municipal Court	0.1%	1
Probate Court	0.4%	7
Federal Court	3.3%	58
General Sessions Court	5.2%	92
Juvenile Court	11.6%	203
Chancery Court	27.6%	485
Circuit Court	51.8%	909
<b>Total</b>		<b>1,755</b>



## Issues Resolved October 1, 2018 - December 31, 2018

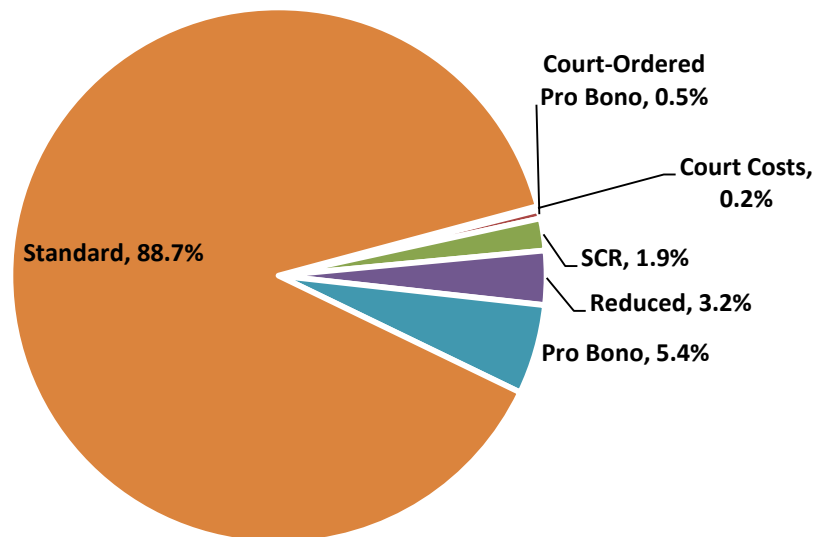
Issues Resolved	%	No. of Mediations
Issues Partially Resolved	7.3%	128
No Issues Resolved	27.2%	478
All Issues Resolved	65.5%	1,149
<b>Total</b>		<b>1,755</b>





## Fee Type October 1, 2018 - December 31, 2018

Fee Type	%	No. of Mediations
Court Costs	0.2%	4
Court-Ordered Pro Bono	0.5%	9
SCR	1.9%	34
Reduced	3.2%	57
Pro Bono	5.4%	95
Standard	88.7%	1,556
<b>Total</b>		<b>1,755</b>





## Dispute Type

October 1, 2018 - December 31, 2018

Dispute Type	%	No. of Mediations
Adoption/Surrender	0.0%	0
Appeal from Administrative Hearing	0.0%	0
Conservatorship/Guardianship	0.1%	1
Contract/Debt/Specific Performance	3.6%	64
Damages/Torts Other Than Personal Injury	1.1%	19
Domestic Relations - Child Custody/Visitation Only	15.6%	274
Domestic Relations - Child Support Only	0.3%	5
Domestic Relations - Divorce with Children	21.4%	376
Domestic Relations - Divorce without Children	9.8%	172
Domestic Relations - Post Divorce Issue	7.5%	132
Juvenile Appeal	0.1%	2
Landlord/Tenant	2.7%	47
Legitimation/Paternity	0.6%	11
Medical Malpractice	2.1%	36
Other	7.3%	128
Personal Injury	24.7%	433
Probate/Trust	0.7%	13
Product Liability	0.0%	0
Real Property	1.1%	20
Workers Compensation	0.1%	2
Wrongful Death	1.1%	20
<b>Total</b>		<b>1,755</b>



County	%	No. of Mediations	County	%	No. of Mediations	County	%	No. of Mediations
Anderson	1.4%	24	Hamilton	7.1%	124	Morgan	0.1%	2
Bedford	0.4%	7	Hancock	0.0%	0	Obion	0.1%	2
Benton	0.1%	2	Hardeman	0.1%	1	Overton	0.0%	0
Bledsoe	0.2%	4	Hardin	0.3%	6	Perry	0.0%	0
Blount	1.6%	28	Hawkins	0.7%	13	Pickett	0.0%	0
Bradley	0.6%	10	Haywood	0.2%	4	Polk	0.0%	0
Campbell	0.2%	3	Henderson	0.3%	6	Pre-Suit	4.0%	70
Cannon	0.2%	3	Henry	0.3%	6	Putnam	1.1%	19
Carroll	0.7%	12	Hickman	0.1%	2	Rhea	0.6%	10
Carter	0.7%	12	Houston	0.0%	0	Roane	0.2%	4
Cheatham	0.7%	12	Humphreys	0.3%	5	Robertson	1.3%	23
Chester	0.2%	4	Jackson	0.1%	2	Rutherford	6.7%	116
Claiborne	0.1%	2	Jefferson	0.6%	11	Scott	0.0%	0
Clay	0.1%	1	Johnson	0.2%	4	Sequatchie	0.1%	2
Cocke	0.5%	8	Knox	10.8%	188	Sevier	1.3%	22
Coffee	0.3%	6	Lake	0.1%	1	Shelby	10.4%	180
Crockett	0.2%	4	Lauderdale	0.1%	1	Smith	0.1%	1
Cumberland	0.3%	6	Lawrence	0.5%	9	Stewart	0.1%	2
Davidson	13.3%	231	Lewis	0.1%	2	Sullivan	2.4%	42
DeKalb	0.3%	5	Lincoln	0.6%	10	Sumner	3.0%	53
Decatur	0.2%	3	Loudon	0.9%	16	Tipton	0.3%	5
Dickson	0.5%	9	Macon	0.1%	1	Trousdale	0.1%	1
Dyer	0.7%	12	Madison	2.2%	38	Unicoi	0.4%	7
Fayette	0.5%	8	Marion	0.3%	6	Union	0.5%	8
Fentress	0.1%	2	Marshall	0.1%	2	Van Buren	0.1%	2
Franklin	0.1%	2	Maury	1.4%	24	Warren	0.5%	8
Gibson	0.4%	7	McMinn	0.3%	5	Washington	2.1%	37
Giles	0.3%	6	McNairy	0.1%	1	Wayne	0.0%	0
Grainger	0.2%	4	Meigs	0.0%	0	Weakley	0.1%	2
Greene	1.7%	30	Monroe	0.5%	8	White	0.2%	3
Grundy	0.3%	5	Montgomery	2.5%	44	Williamson	4.7%	81
Hamblen	1.3%	23	Moore	0.1%	1	Wilson	1.0%	17

**Total No. of Mediations: 1,755**