



**2014**



State of Tennessee  
Annual Juvenile Court Statistical Report



# **TENNESSEE COUNCIL OF JUVENILE AND FAMILY COURT JUDGES**

**JUDGE ROBERT LINCOLN, PRESIDENT**

## **2014**

### **ANNUAL JUVENILE COURT STATISTICAL REPORT**

**PUBLISHED SEPTEMBER 2015**

**We appreciate the juvenile court staff and clerks who provided the juvenile court statistical data necessary for the production of this report. We also acknowledge the Tennessee Commission on Children and Youth for their continued support and encouragement.**

**Supreme Court of Tennessee  
Administrative Office of the Courts  
511 Union Street, Suite 600  
Nashville, Tennessee 37219**

**Any portion of this publication may be reproduced.**

# 2013 TENNESSEE JUVENILE COURT STATISTICAL DATA

## TABLE OF CONTENTS

	Page
<b>The Juvenile Court</b>	
The Tennessee Council of Juvenile and Family Court Judges	1
TCJFCJ Executive Committee	1
The Administrative Office of the Courts	2
AOC Staff	2
Overview	3
Court Process	3
The Juvenile Court Referral Process Diagram	4
The Court Data Collection Process	5
Units of Court	9
AOC Collection and Reporting Methodology for Race and Ethnicity	10
Tennessee Regional and Metropolitan Area Maps	11
<b>Children Information</b>	<b>12</b>
Children Referred to Juvenile Court by Geographical Region and Major Metropolitan Area	13
Children Referred to Juvenile Court by Race	14
Children Referred to Juvenile Court by Age	15
Hispanic Origin	16
Children of Hispanic Origin Referred to Juvenile Court by Race	16
Living Arrangement of Child at Time of Referral	17
Last Grade Completed by Child at Time of Referral	18
Children Enrolled in School	18
Children Enrolled in Special Education	18
Detention Statistics at Time of Referral by Child	19
Detention Statistics at Time of Referral by Case	19
Placement after Secure Detention Hearing by Child	20
Placement after Secure Detention Hearing by Case	20
Children with Delinquent, Neglect/Dependent/Abuse, Status/Unruly Referrals	21
Children with Delinquent Referrals by Sex	22
Children with Status/Unruly Referrals by Sex	22
Children with Dependency/Neglect/Abuse Referrals	22
Children Referred for Unlawful Carrying/Possession of a Weapon by Age	23
Children Referred for Carrying Weapons on School Property by Age	23
Children Transferred to Adult Court by Age	24
<b>Referral Information</b>	<b>25</b>
Intake Action by Type	26
Intake Actions at Referral	29
Source of Referral by Type	30
Six Most Frequent Referral Reasons by Source	33
Source of Referrals	36



# 2013 TENNESSEE JUVENILE COURT STATISTICAL DATA

	<b>Page</b>
Referral Reasons by Type	37
Referrals by Type	40
Referrals for Status/Unruly Offenses	41
Delinquent Referrals by Sex	42
Status/Unruly Referrals by Sex	42
Dependency/Neglect/Abuse Referrals by Sex	42
Breakdown of Referrals by the Person Executing the Action	43
<b>Dispositional Actions/Case Outcomes</b>	<b>44</b>
Dispositional Actions	45
Dispositional Actions by Type	46
Formal and Informal Actions by Type	47
Case Outcomes	52
Case Outcomes by Type	53
<b>Individual Court Information</b>	<b>55</b>
Cases Transferred to Adult Court by Court	56
Children Transferred to Adult Court by Court	57
Children Referred to Juvenile Court by Court	58
Child, Case, and Referral Counts by Court	60
Referral and Court Counts by Type	62
<b>Trends</b>	<b>65</b>
Neglected, Dependent and Abused Referrals and Individual Children Referred	66
Delinquent Referral Reasons and Individual Children Referred	67
Status/Unruly Referral Reasons and Individual Children Referred	67
Cases in Juvenile Court	68
Referrals to Juvenile Court	69
Children Referred to Tennessee Juvenile Courts	70
Commitments to Dept of Children Services (DCS, DHS, DYD) for Secure or Non-Secure Placement with Referrals of Delinquent, Status, Dependency or Neglect	71
Children Referred to Juvenile Court with Violation of Probation or Violation of Aftercare	71
<b>Appendix</b>	<b>72</b>
Children Under Age 18 Transferred to Adult Court by Court	73
Children Under Age 18 at Time of Referral by Court	74
Referrals by Type and Age	76
Referrals by Age	78
Top 4 Referral Reasons by Sex, Race, and Type	79
Cases for Children Under Age 18 Transferred to Adult Court	82



## 2014 TENNESSEE JUVENILE COURT STATISTICAL DATA

### The Tennessee Council of Juvenile and Family Court Judges

The Tennessee Council of Juvenile and Family Court Judges (TCJFCJ), was created by the Tennessee General Assembly through legislation that was effective July 1, 1982. The TCJFCJ is the official organization of Tennessee judges having juvenile court jurisdiction.

Throughout its history the Council has represented juvenile court judges and court staff, providing an independent voice regarding issues affecting children, youth, families and communities. The Council meets semi-annually to consider matters concerning their members' official duties and obligations. The Council promotes best court practices and seeks a clearer understanding of what problems and specific challenges dependent, neglected, unruly, and delinquent children face when they come before the courts. The Council strives to increase the court's resources and legal options so they may better meet the needs of Tennessee's children and their families.

#### TCJFCJ Executive Committee

<b>President:</b>	Honorable Robert Lincoln	Washington County
<b>Vice-President:</b>	Honorable Dennis Humphrey	Roane County
<b>Secretary/Treasurer:</b>	Honorable Vicki Snyder	Henry County

#### Directors:

Honorable Tim Brock	Coffee County
Honorable Tim Irwin	Knox County
Honorable Christy Little	Madison County
Honorable Jeff D. Rader	Sevier County
Honorable John Whitworth	Benton County
Honorable Phillip A. Maxey	Cheatham County



## 2014 TENNESSEE JUVENILE COURT STATISTICAL DATA

### The Administrative Office of the Courts

The Administrative Office of the Courts (AOC) assumed administrative support responsibilities for the TCJFCJ in April 2005. The juvenile courts and the clerks of the courts provide juvenile court data; including cases, informal adjustments, pretrial diversions and special proceedings as set out in the Tennessee Code Annotated § 37-1-106(b)(3) and § 37-1-506. Among the staff serving the TCJFCJ are the AOC's general counsel, a juvenile court program specialist, and a juvenile data collection team.

### AOC Staff

<b>Executive Director:</b>	Deborah Taylor Tate
<b>Juvenile Court Program Specialist:</b>	Stephanie Etheridge
<b>Director, Information Technology:</b>	Ann Lynn Walker
<b>Juvenile Team</b>	
<b>Technology Manager:</b>	Tammy Hawkins
<b>Juvenile Data Analyst:</b>	Beverly Edmonds
<b>Statistical Research Analyst:</b>	Shea Conaway



## 2014 TENNESSEE JUVENILE COURT STATISTICAL DATA

### Overview

Tennessee has a non-unified court system which means that each court has its own methods of conducting court business. Collecting the same categories of juvenile data across all courts is a challenge. Because of these basic court differences, similar caseloads can be reported differently from court to court. Caution should be exercised when comparing courts with each other. Given this disclaimer, the AOC notes decreases in the total numbers of children, cases and referrals reported statewide in 2014 from the prior year. Additional statistics and juvenile court information can be found at <http://www.tncourts.gov/courts/juvenile-family-courts/statistics>.

### Court Process

The basic juvenile court process in Tennessee is comprised of three central components:

#### Referral/Intake

Referral begins when a complaint is filed. The complaints are filed by law enforcement, parents or other individuals or agencies requesting that the court exercise its authority. Intake is a process during which the court reviews information to determine whether it has the authority to intervene in a child's life and in what manner it will administer its authority. For status offenses or delinquent matters, if the complainant requests that the juvenile be detained, the intake officer performs a detention screening to determine if there is probable cause (legal sufficiency) that the child committed the alleged offense and is subject to detention in accordance with the statute. The intake officer then determines if the complaint should be excluded, informally adjusted (a voluntary agreement between the intake officer, the child and the parents), or if a petition should be filed.

#### Adjudication

If a petition is filed the case goes into the adjudicatory phase. The juvenile court judge or magistrate hears the case to determine if the allegations in the petition have merit. The court considers only formally admitted evidence in making its decision. When the allegations are substantiated, the judge will either proceed immediately or will set a later hearing date to determine the appropriate case disposition or outcome. If the allegations are not substantiated or cannot be proven, the petition will be dismissed.

#### Disposition/Outcome

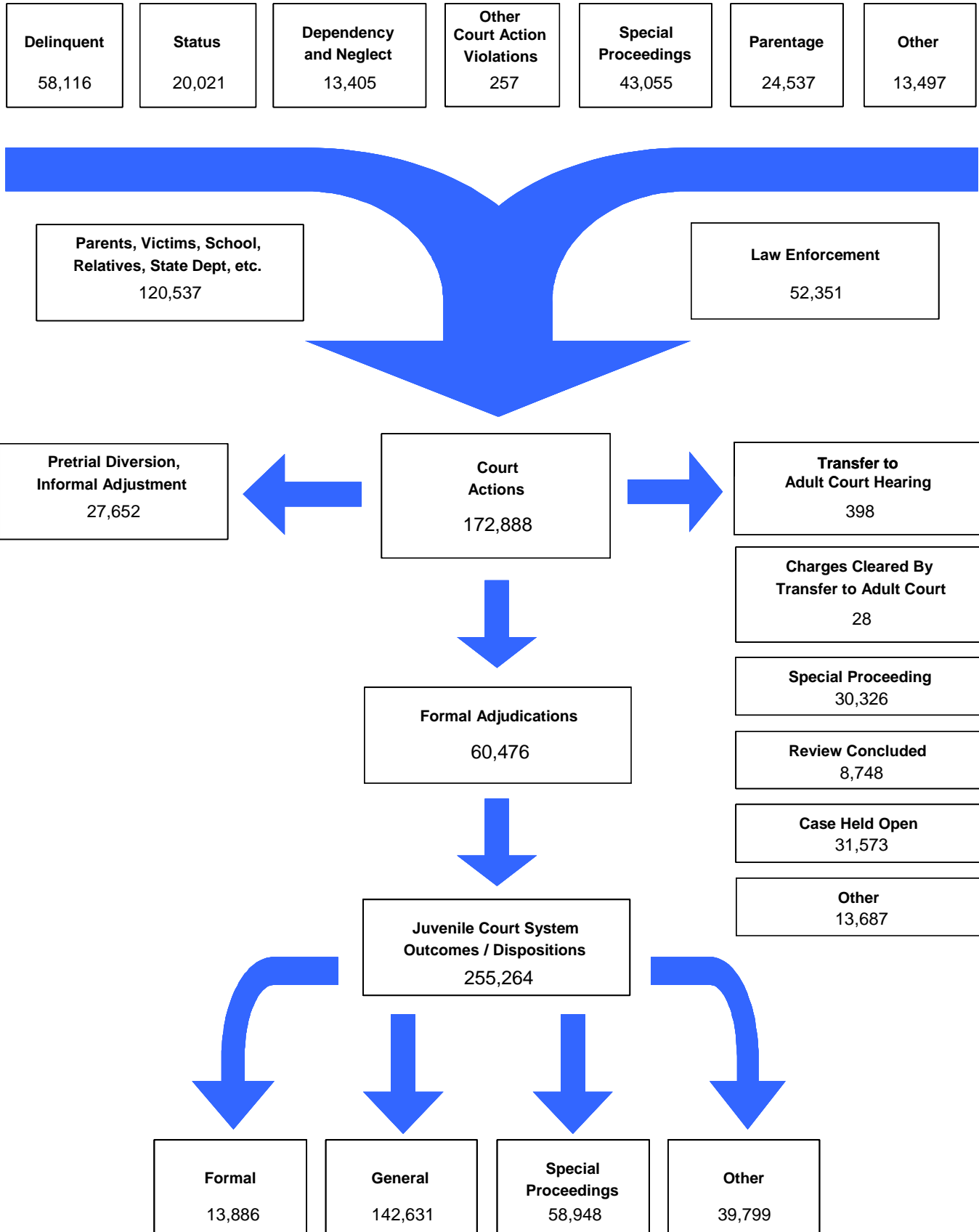
The disposition is the determination of an appropriate action best suited for the protection, physical, mental and moral welfare of the child; or for the treatment, rehabilitation and welfare of the child. The Juvenile Court Referral Process Chart on the next page is a graphic depiction of the referral process and shows how many referrals were disposed state-wide in 2014.





# 2014 TENNESSEE JUVENILE COURT STATISTICAL DATA

## The Juvenile Court Referral Process



## 2014 TENNESSEE JUVENILE COURT STATISTICAL DATA

### The Court Data Collection Process

All 98 Tennessee juvenile courts reported data to the TCJFCJ in 2014. The courts used either JIF98, a data collection software program provided by the TCJFCJ, or other data collection software that they obtained for their court. All data collection software is required to adhere to the data validation standards developed by the AOC staff to insure data accuracy. The courts submit their data on computer readable media, data upload to our website, or as electronic mail attachments. Tennessee juvenile courts have reported data to the TCJFCJ for the past 27 years.

### Data Collected for Each Case at Disposition

Below is a listing of all the data elements collected for each case in Tennessee juvenile courts. While extensive, there are several limitations to the collection process. Only the top five referral reasons and top eight case outcomes are collected, even if the case has additional referrals and outcomes that the court processes. Also, reporting to the AOC is only completed once a case has been disposed. Therefore, this report does not include cases that have been filed unless they have also been disposed.

*Note: Name, Address, Social Security Number, and Phone Number data are not transmitted to the AOC and remains with the originating court.*

**Name**

Last  
First  
Middle

**Address**

Street  
City  
State  
Zip Code

**Phone Number****Social Security Number****Race of Child:**

(One selected for data entry)

White  
African American  
Native American  
Asian  
Mixed Race  
Unknown

**Is Child of Hispanic Origin?**

(One selected for data entry)

Yes  
No  
Unknown

**Living Arrangement of Child:**

(One selected for data entry)

With both biological parents  
With father and stepmother  
With mother and stepfather  
With mother  
With father  
With relatives  
With adoptive parents  
With foster family  
In a group home  
In a residential center  
In an institution  
Independent  
Unknown  
Other

**Court****Child Identification Number****Date of Referral****Date of Birth****Sex of Child:**

(One selected for data entry)

Male  
Female  
Unknown



## 2014 TENNESSEE JUVENILE COURT STATISTICAL DATA

### Is Child Enrolled in School?

(One selected for data entry)

Yes

No

Unknown

### Last Grade Completed by Child:

(One selected for data entry)

Too Young for School

Too Young for Pre-school

Too Young for Kindergarten

Regular School or Home School Grade

Non-graded Special-Ed

GED

Graduated

Never Been in School

Unknown

Other

### Is Child Also in Special Education?

(One selected for data entry)

Yes

No

Unknown

### Referral Reasons:

(Five maximum for data entry)

#### Offenses against Persons

Criminal Homicide

1st Degree Murder

2nd Degree Murder

Aggravated Rape

Rape of a Child

Aggravated Vehicular Homicide

Esp. Aggravated Robbery

Esp. Aggravated Kidnapping

Aggravated Robbery

Aggravated Kidnapping

Aggravated Child Abuse/Neglect

Aggravated Sexual Battery

Rape

Voluntary Manslaughter

Vehicular Homicide

Sexual Abuse of a Child

Other Sexual Offenses (except those listed above)

Aggravated Assault

Robbery

Criminally Negligent Homicide

Attempt to Commit a Crime Against Person (except Assault)

Assault

Reckless Endangerment

#### Offenses against Property

Aggravated Arson

Arson

Aggravated Burglary

Theft of Property

Vandalism

Forgery

Worthless Checks

Illegal Possession / Fraudulent Use of Credit/Debit Cards

Burglary

Unauthorized use of a Vehicle

Cruelty to Animals

#### Illegal Conduct

Sale of Controlled Substances

Other Drug Offenses

Possession of Controlled Substances

Criminal Attempt

Carrying Weapons on School Property

Unlawful Carrying/Possession of a Weapon

Evading Arrest

Escape

Driving Under Influence (DUI)

Possession/Consumption of Alcohol

Resisting Stop, Frisk, Halt, Arrest or Search

Aggravated Criminal Trespass

Harassment

Failure to Appear

Filing a False Police Report

Criminal Impersonation

Disorderly Conduct

Criminal Trespass

Public Intoxication

Gambling

Traffic

Local Ordinances

Violation of Wildlife Regulations

Contempt of Court

Violation of Probation

Violation of Aftercare

#### Status Offenses

Unruly Behavior

Truancy

In-State Runaway

Out-of-State Runaway

Possession of Tobacco Products

Violation of Valid Court Order

Violation of Curfew

#### Neglect, Abuse, Brutality, etc.

Sexually Abused Child

Physically Abused Child

Dependency/Neglect

Termination of Parental Rights

#### Other Violation Proceedings

Violation of Pretrial Diversion

Violation of Informal Adjustments

#### Special Proceedings

Judicial Review

Administrative Review



## 2014 TENNESSEE JUVENILE COURT STATISTICAL DATA

Foster Care Review  
Custody  
Visitation  
Paternity/Legitimation  
Child Support  
Request for Medical Treatment  
Consent to Marry  
**Other Referrals**  
Other

### Referral Source:

(Five maximum for data entry)  
Law Enforcement  
Parents  
Relatives  
Self  
School  
CSA  
DCS  
Other State Department  
District Attorney's Office  
Court Staff  
Social Agency  
Other Court  
Victim  
Child & Parent  
Hospital  
Unknown  
Other

### Intake Actions:

(Five maximum for data entry)  
Petition Filed  
Motion Filed  
Citation Processed  
Notification of Acknowledgment of  
Paternity Processed  
Scheduling of Judicial Review  
Scheduling of Administrative Review  
Scheduling of Foster Care Review  
Unknown  
Does Not Apply  
Other

### Amended Charge:

(Five maximum for data entry)  
(See *Referral Reasons*)

### Dispositional Actions:

(Five maximum for data entry)  
**Formal Adjudications**  
Dismissed  
Retired or *Nolle Prosequi*  
Complaint Substantiated Delinquent  
Complaint Substantiated Status  
Offender  
Complaint Substantiated  
Dependent/Neglected  
Complaint Substantiated Abused

Complaint Substantiated Mentally III  
**Court Actions**  
Informal Adjustment  
Pretrial Diversion  
Transfer to Adult Court Hearing  
Charges Cleared by Transfer to Adult  
Court  
Special Proceeding  
Review Concluded  
Case Held Open  
Other

### Action Executed By:

(Five maximum for data entry)  
Judge  
Magistrate  
YSO  
Other

### Date of Disposition or Informal Adjustment

(Five maximum for data entry)

### Case Outcomes:

(Eight maximum for data entry)  
**General Actions**  
Case Dismissed  
Case Retired or *Nolle Prosequi*  
Warned/Counseled  
Held Open for Review  
Supervision/Probation to Juvenile Court  
Probation to Parents  
Referral to another Entity for  
Supervision/Service  
Referred for Mental Health Counseling  
Referred for Alcohol and Drug  
Counseling  
Referred to Alternative School  
Referred to Private Child Agency  
Referred to Defensive Driving School  
Referred to Alcohol Safety School  
Referred to Juvenile Court Education  
Based Program  
Driver's License Held Informally  
Voluntary Placement with DMHMR  
Private Mental Health Placement  
Private MR Placement  
Placement with City/County  
Agency/Facility  
Placement with Relative/Other Individual  
Fine  
Public Service  
Restitution  
Runaway Returned  
No Contract Order  
Injunction Other than No Contract Order  
House Arrest  
Court Defined Curfew



## 2014 TENNESSEE JUVENILE COURT STATISTICAL DATA

Dismissed from Informal Adjustment  
Dismissed from Pretrial Diversion  
Released from Probation

### **Formal Actions**

Transferred to Adult Court  
DMHMR Involuntary Commitment  
DCS Commitment - Determinate  
DCS Commitment/Custody  
DCS Commitment - Suspended  
DCS Intensive Probation  
Other Intensive Probation  
DCS Probation  
Placed under a Valid Court Order  
Supervision by DCS  
Transferred to another Juvenile Court  
For Disposition

Parental Rights Terminated  
Parental Rights Not Terminated

### **Special Proceedings**

Order of Reference to DCS  
Court Costs  
Foster Care Terminated  
Foster Care Continued  
Custody Changed  
Custody Unchanged  
Visitation Changed  
Visitation Unchanged  
Voluntary Acknowledgment of Paternity  
Paternity Determined/Child Legitimated  
Paternity Not Determined/ Child Not  
Legitimated  
Child Support Granted  
Child Support Amended  
Child Support Denied  
Child Support Terminated

Request for Medical Treatment Granted  
Request for Medical Treatment Denied  
Consent to Marry Granted  
Consent to Marry Denied

### **Other Outcomes**

Other

### **Type of Detention:**

(One selected for data entry)  
Non-Secure Placement  
Juvenile Detention Facility  
Jail – Complete Separation  
Jail – Partial Separation  
Jail – No Separation  
Psychiatric Hospital  
Unknown  
Does Not Apply  
Other

### **Placement after Secure Detention Hearing:**

(One selected for data entry)  
Return to Prior Living Arrangement  
Juvenile Detention Facility  
Jail  
Shelter Facility/Group Home  
Foster Family Home  
Psychiatric Hospital  
Unknown  
Does Not Apply  
Other

Please note that data from 2005 has not been included in the trend information charts. One of the larger juvenile courts submitted its 2005 data in a summarized format. The summarized data could not be included in the database or in the reports that used demographic information to break the data down into reportable categories. The absence of this court's information would have biased the data and given a false representation of juvenile trend factors within the State. To address this challenge, the AOC chose the trend range of 2004 and 2006 through 2014, which shows 10 years of accumulated statistics that depict the juvenile court data in the most meaningful way.



## 2014 TENNESSEE JUVENILE COURT STATISTICAL DATA

### Units of Count

The statistical reports contained in this document are broken down into the following:

#### Number of Children

Counting children is accomplished by using the unique identification number that each court assigns to each child. This identification method ensures that each child will be counted only once for statistical purposes.

#### Number of Cases

Each child may have one (1) or more cases. A case is defined as: "All referral reasons/charges reported to the court (via complaint, petition, motion, etc.) on a given day for a given child". This means that one case on an individual child may contain up to five referral reasons. A child may be referred to court for more than five (5) referral reasons, but the top five (5) referral reasons or charges on one referral date in each case are collected for statistical purposes. The disposition date, which is the date that the case is disposed, is used to determine when the case will be counted and reported for statistical purposes.

#### Number of Referrals

A referral is defined as a complaint, offense, or reason that the juvenile court is involved with the child

#### Number of Dispositional Actions

A dispositional action is how the court will proceed with each referral. A referral can be handled informally via pretrial diversion or informal adjustment. The court can also decide to hold a formal hearing to determine if the referral reasons are substantiated or not.

#### Number of Case Outcomes

A case outcome is the type of action or service that is to be established as a result of a juvenile referral. There can be multiple outcomes per referral. Each referral has at least one outcome, so the number of outcomes may exceed the number of referrals. A child may receive more than eight (8) outcomes on each but the first eight (8) outcomes are reported for statistical purposes.



## 2014 TENNESSEE JUVENILE COURT STATISTICAL DATA

### AOC Collection and Reporting Methodology for Race and Ethnicity

The Tennessee Administrative Office of the Courts uses as a guideline the national "Standards for Maintaining, Collecting, and Presenting Federal Data on Race and Ethnicity". The Office of Management and Budget (OMB) published these standards to make it possible for federal agencies to collect information that reflects the increasing diversity of the United States.

While the federal categories provide a standardized format for purposes of collecting and presenting data on race and ethnicity, the standard was not designed to capture the full complexity of race and ethnicity. It attempts to gather basic statistics to inform policy decisions. Data on race and ethnicity have historically been collected by government agencies for numerous purposes, and the categories for collecting and tabulating these data have changed many times.

When a youth is referred to the juvenile court system, the information below is collected on race and ethnicity.

The *Race of Child* can be recorded as one of the following:

- *Asian*. A child having origins in any of the original peoples of the Far East, Southeast Asia, or the Indian subcontinent.
- *African American*. A child having origins in any of the black racial groups of Africa.
- *Native American*. A child having origins in any of the original peoples of North and South America (including Central America), and who maintains tribal affiliation or community attachment.
- *White*. A child having origins in any of the original peoples of Europe, the Middle East, or North Africa.
- *Mixed Race*. A child having origins in more than one of the above categories.
- *Unknown*. A child having origins that are not known.

All racial categories may contain juveniles who are considered to be of Hispanic origin or ethnicity. Some courts do not report this data at all which means Hispanic ethnicity or Hispanic origin is potentially underreported in Tennessee.

*Hispanic Origin* is defined as follows:

- A person of Cuban, Mexican, Puerto Rican, South or Central American, or other Spanish culture or origin, regardless of race. The term, "Spanish origin," can be used in addition to "Hispanic origin."



## 2014 TENNESSEE JUVENILE COURT STATISTICAL DATA

### Tennessee Regional and Metropolitan Area Maps

#### Tennessee Regional and Metropolitan Area Map



Tennessee is divided into eight (8) major regions and four (4) metropolitan areas.

#### **Major Regions** (from left to right on map)

**Northwest Region: (Counties)** Benton, Carroll, Crockett, Dyer, Gibson, Henry, Lake, Obion and Weakley

**Southwest Region: (Counties)** Chester, Decatur, Fayette, Hardeman, Hardin, Haywood, Henderson, Lauderdale, McNairy, Madison and Tipton

**Mid-Cumberland Region: (Counties)** Cheatham, Dickson, Houston, Humphreys, Montgomery, Robertson, Rutherford, Stewart, Sumner, Trousdale, Williamson and Wilson

**South Central Region: (Counties)** Bedford, Coffee, Franklin, Giles, Hickman, Lawrence, Lewis, Lincoln, Marshall, Maury, Moore, Perry and Wayne

**Upper Cumberland Region: (Counties)** Cannon, Clay, Cumberland, DeKalb, Fentress, Jackson, Macon, Overton, Pickett, Putnam, Smith, Van Buren, Warren and White

**Southeast Region: (Counties)** Bledsoe, Bradley, Grundy, McMinn, Marion, Meigs, Polk, Rhea and Sequatchie

**East Region: (Counties)** Anderson, Blount, Campbell, Claiborne, Cocke, Grainger, Hamblen, Jefferson, Loudon, Monroe, Morgan, Roane, Scott, Sevier and Union

**Northeast Region: (Counties)** Bristol City, Carter, Greene, Hancock, Hawkins, Johnson, Johnson City, Sullivan Division 1, Sullivan Division 2, Unicoi and Washington

#### **Metropolitan Areas**

**Davidson County/Nashville**

**Hamilton County/Chattanooga**

**Knox County/Knoxville**

**Shelby County/Memphis**



Tennessee Council of Juvenile & Family Court Judges  
Administrative Office of the Courts



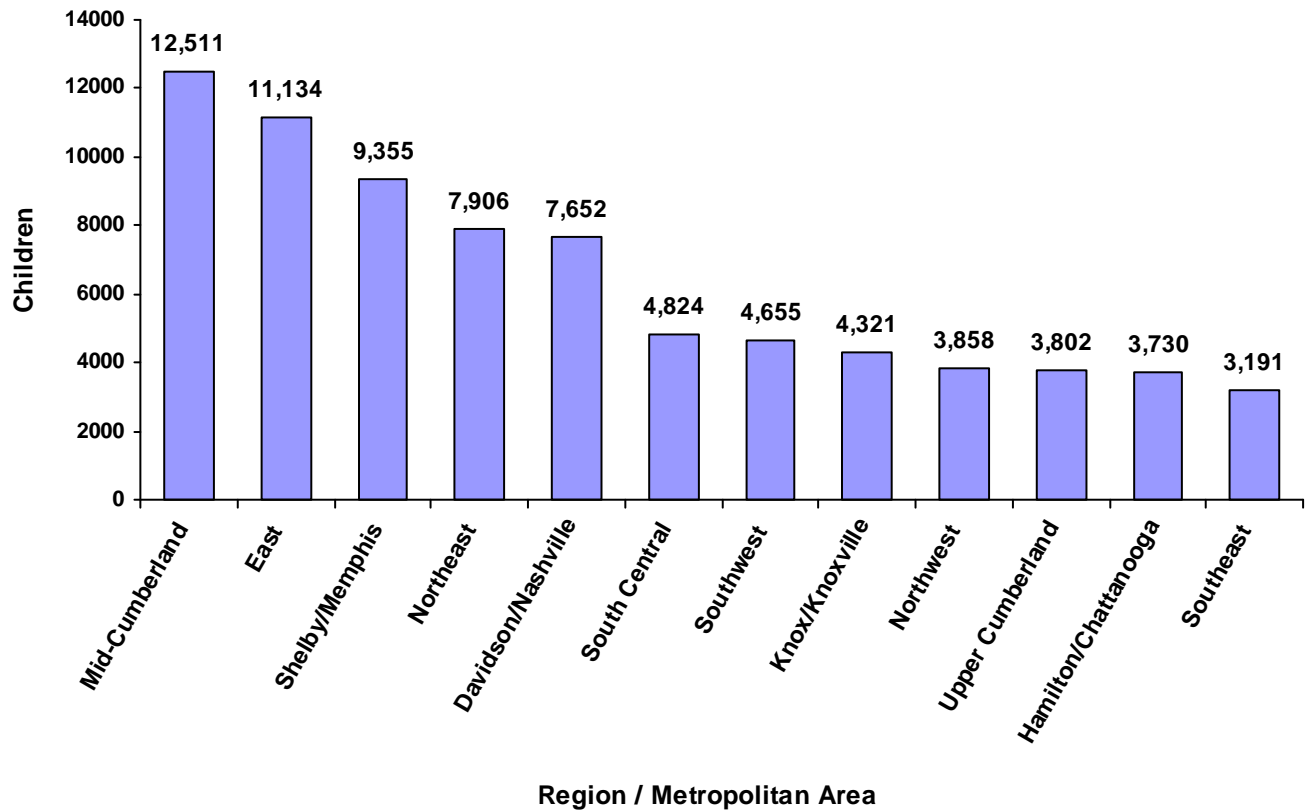
# Children Information



# 2014 TENNESSEE JUVENILE COURT STATISTICAL DATA

## Children Referred to Juvenile Court (by Geographical Region and Major Metropolitan Area)

	White Male	African American Male	Other Race Male	White Female	African American Female	Other Race Female	Unknown Race or Sex	Total	% of All Children Referred
Davidson/Nashville	995	2,251	152	781	1,872	103	1,498	7,652	9.95%
East	5,652	214	169	4,460	129	133	377	11,134	14.47%
Hamilton/Chattanooga	1,003	1,054	102	730	718	87	36	3,730	4.85%
Knox/Knoxville	1,513	419	151	1,244	284	137	573	4,321	5.62%
Mid-Cumberland	4,926	1,154	294	3,043	667	222	2,205	12,511	16.26%
Northeast	3,897	158	100	3,051	111	104	485	7,906	10.28%
Northwest	1,288	727	148	840	545	107	203	3,858	5.01%
Shelby/Memphis	876	4,798	185	477	2,919	100	0	9,355	12.16%
South Central	2,438	319	112	1,545	191	94	125	4,824	6.27%
Southeast	1,853	91	88	1,021	53	45	40	3,191	4.15%
Southwest	1,455	960	107	980	660	69	424	4,655	6.05%
Upper Cumberland	2,162	44	49	1,368	25	28	126	3,802	4.94%
<b>Totals</b>	<b>28,058</b>	<b>12,189</b>	<b>1,657</b>	<b>19,540</b>	<b>8,174</b>	<b>1,229</b>	<b>6,092</b>	<b>76,939</b>	

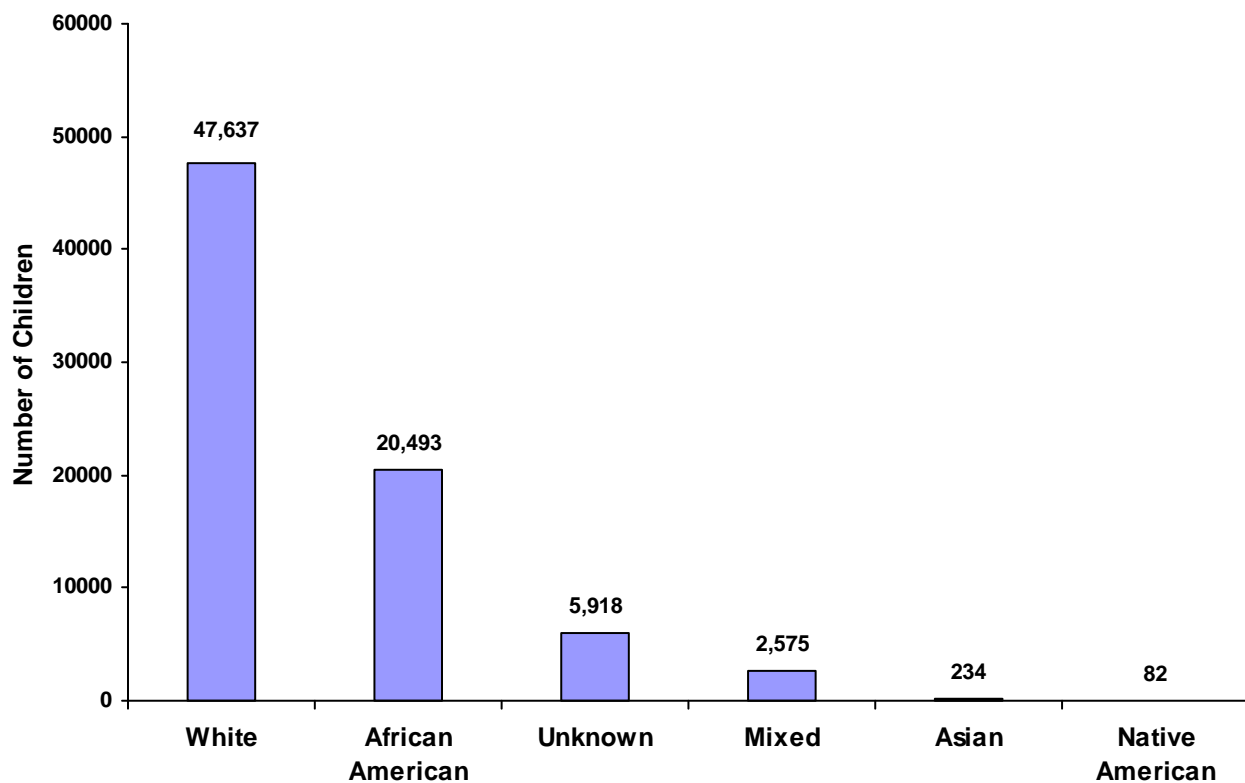


Tennessee Council of Juvenile & Family Court Judges  
Administrative Office of the Courts

# 2014 TENNESSEE JUVENILE COURT STATISTICAL DATA

## Children Referred to Juvenile Court (by Race)

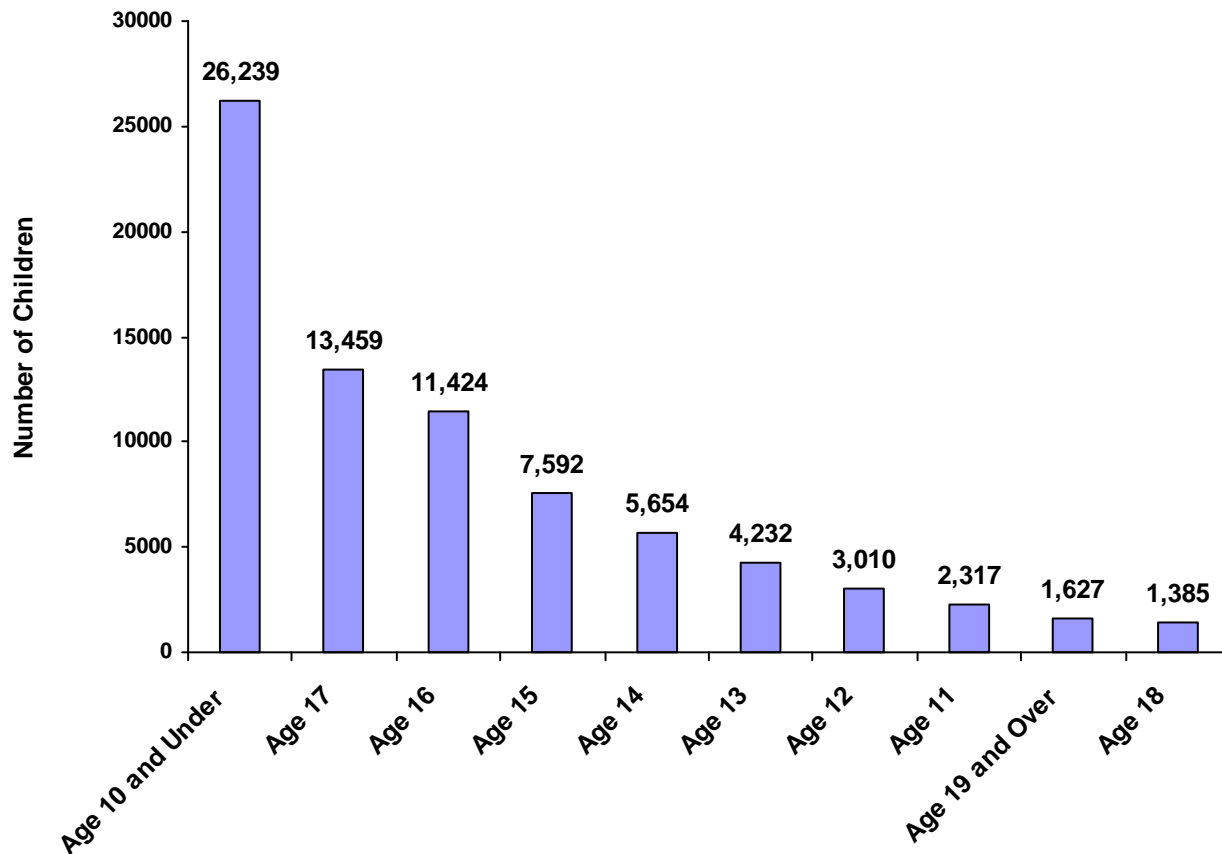
Race	Male	Female	Unknown	Total	Percent
White	28,058	19,540	39	47,637	61.92%
African American	12,189	8,174	130	20,493	26.64%
Native American	45	37	0	82	0.11%
Asian	150	83	1	234	0.30%
Mixed	1,462	1,109	4	2,575	3.35%
Unknown	2,341	1,934	1,643	5,918	7.69%
<b>Total</b>	<b>44,245</b>	<b>30,877</b>	<b>1,817</b>	<b>76,939</b>	<b>100.00%</b>



## 2014 TENNESSEE JUVENILE COURT STATISTICAL DATA

### Children Referred to Juvenile Court (by Age)

	White Male	African American	Other Race	White Female	African American Female	Other Race	Unknown Race or Sex	Total	% of All Children
Age 10 and Under	7,901	3,407	707	7,107	3,104	634	3,379	<b>26,239</b>	<b>34.10%</b>
Age 11	759	407	49	592	282	40	188	<b>2,317</b>	<b>3.01%</b>
Age 12	1,034	573	75	723	363	49	193	<b>3,010</b>	<b>3.91%</b>
Age 13	1,485	777	88	1,024	508	61	289	<b>4,232</b>	<b>5.50%</b>
Age 14	2,011	1,141	123	1,366	680	73	260	<b>5,654</b>	<b>7.35%</b>
Age 15	2,817	1,510	158	1,840	854	86	327	<b>7,592</b>	<b>9.87%</b>
Age 16	4,908	1,873	196	2,815	1,042	135	455	<b>11,424</b>	<b>14.85%</b>
Age 17	6,047	2,012	219	3,445	1,098	127	511	<b>13,459</b>	<b>17.49%</b>
Age 18	648	204	19	316	109	15	74	<b>1,385</b>	<b>1.80%</b>
Age 19 and Over	448	285	23	312	134	9	416	<b>1,627</b>	<b>2.11%</b>
<b>Total</b>	<b>28,058</b>	<b>12,189</b>	<b>1,657</b>	<b>19,540</b>	<b>8,174</b>	<b>1,229</b>	<b>6,092</b>	<b>76,939</b>	



Tennessee Council of Juvenile & Family Court Judges  
Administrative Office of the Courts

## 2014 TENNESSEE JUVENILE COURT STATISTICAL DATA

### Hispanic Origin

Hispanic is defined as follows: A person of Cuban, Mexican, Puerto Rican, South or Central American, or other Spanish culture or origin, regardless of race. The term, "Spanish origin," can be used in addition to "Hispanic origin."

All racial categories may contain juveniles who are considered to be of Hispanic origin or ethnicity. Some courts do not report this data at all which means Hispanic ethnicity or Hispanic origin is potentially underreported in Tennessee.

Federal standards emphasize self-identification as the preferred method for collecting data on race and ethnicity. Self-identification for Hispanic origin means that the responses are based on self-perception and therefore are subjective. This issue is especially pronounced with young children, who may or may not be accompanied by an adult who better understands the question. In situations where self-reporting is not practicable or feasible, court officer identification may be used. In interpreting and evaluating the results of analyses that are based on data collected, it is important to remember that the current approach has shortfalls.

The table below represents the available data on children reported as Hispanic by local courts. While 3.19% of children are reported as Hispanic, 21.47% of all children are reported with an "Unknown" ethnicity, with the remaining 75.34% reported as Non-Hispanic. The fact that one in five children is reported with Unknown ethnicity is a significant data reliability problem and makes drawing conclusions about the actual Hispanic juvenile population difficult.

### Children of Hispanic Origin Referred to Juvenile Court

(by Race)

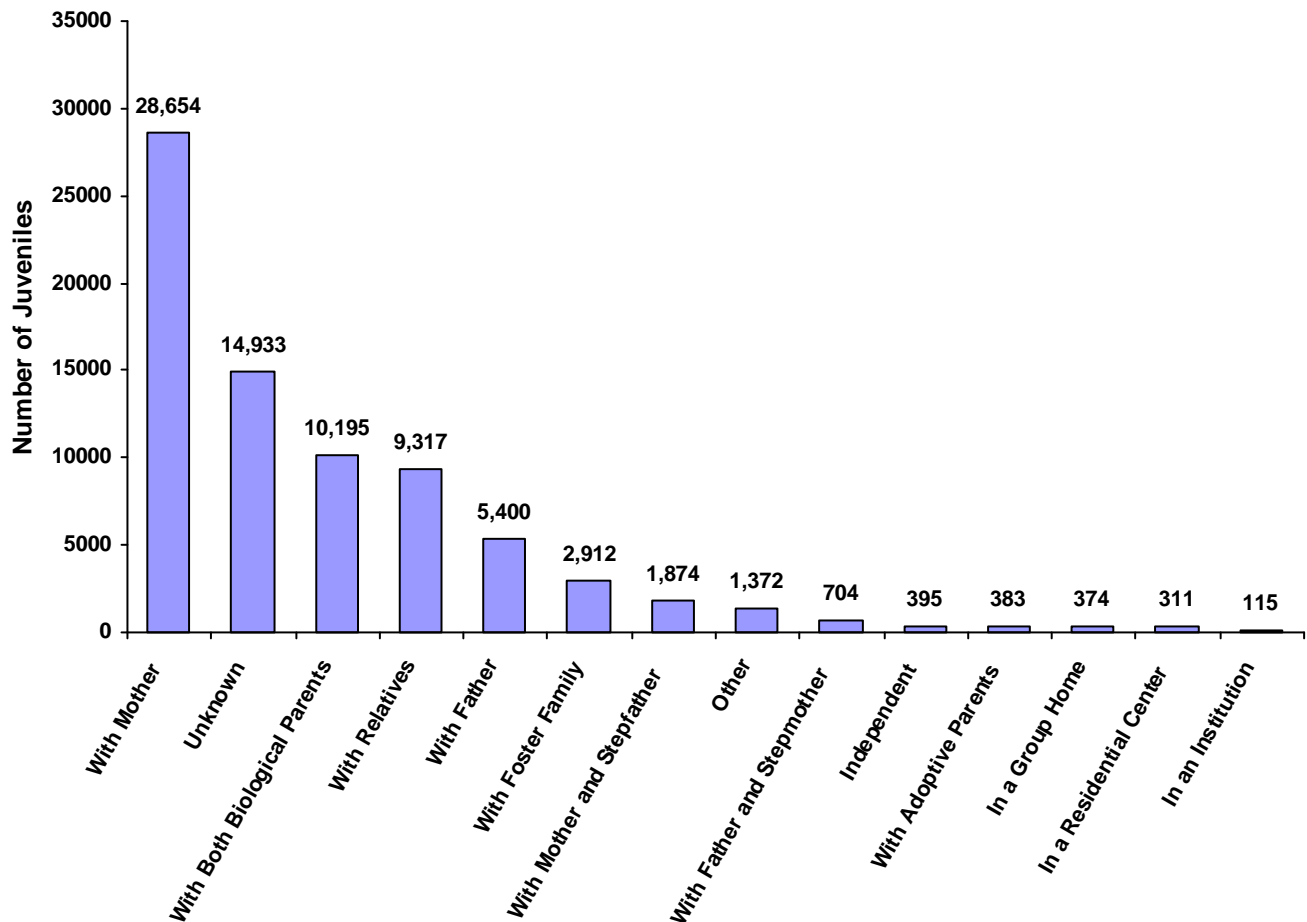
Race	Male	Female	Unknown	Total	% of All Children
White	926	539	1	1,466	1.91%
African American	62	51	0	113	0.15%
Native American	10	2	0	12	0.02%
Asian	5	1	0	6	0.01%
Mixed	203	154	0	357	0.46%
Unknown	319	180	5	504	0.66%
<b>Total</b>	<b>1,525</b>	<b>927</b>	<b>6</b>	<b>2,458</b>	<b>3.19%</b>



## 2014 TENNESSEE JUVENILE COURT STATISTICAL DATA

### Living Arrangement of Child at Time of Referral

	White Male	African American Male	Other Race Male	White Female	African American Female	Other Race Female	Unknown Race or Sex	Total	% of All Children Referred
With Both Biological Parents	5,687	666	168	2,946	337	92	299	10,195	13.25%
With Father and Stepmother	381	67	12	202	20	7	15	704	0.92%
With Mother and Stepfather	872	247	43	539	97	27	49	1,874	2.44%
With Mother	8,736	6,494	643	6,461	4,207	462	1,651	28,654	37.24%
With Father	2,465	723	112	1,428	387	81	204	5,400	7.02%
With Relatives	3,273	1,378	237	2,832	1,087	190	320	9,317	12.11%
With Adoptive Parents	173	20	19	128	19	14	10	383	0.50%
With Foster Family	1,158	194	90	1,098	170	80	122	2,912	3.78%
In a Group Home	181	61	9	91	20	4	8	374	0.49%
In a Residential Center	172	52	5	64	13	1	4	311	0.40%
In an Institution	45	37	3	8	18	2	2	115	0.15%
Independent	108	96	6	94	67	6	18	395	0.51%
Unknown	4,342	1,973	276	3,213	1,594	235	3,300	14,933	19.41%
Other	465	181	34	436	138	28	90	1,372	1.78%
<b>Totals</b>	<b>28,058</b>	<b>12,189</b>	<b>1,657</b>	<b>19,540</b>	<b>8,174</b>	<b>1,229</b>	<b>6,092</b>	<b>76,939</b>	



Tennessee Council of Juvenile & Family Court Judges  
Administrative Office of the Courts

## 2014 TENNESSEE JUVENILE COURT STATISTICAL DATA

### Last Grade Completed by Child at Time of Referral

	White Male	African American Male	Other Race Male	White Female	African American Female	Other Race Female	Unknown Race or Sex	Total	% of All Children Referred
Too Young for School	2,753	722	216	2,562	614	195	535	7,597	9.87%
Preschool	202	157	36	205	154	25	17	796	1.03%
Kindergarten	511	184	52	472	181	41	28	1,469	1.91%
1st Grade	516	185	36	488	189	35	35	1,484	1.93%
2nd Grade	501	317	44	414	190	31	28	1,525	1.98%
3rd Grade	518	282	37	405	202	19	28	1,491	1.94%
4th Grade	540	294	34	386	188	26	28	1,496	1.94%
5th Grade	629	344	48	411	229	29	41	1,731	2.25%
6th Grade	966	551	72	626	349	45	61	2,670	3.47%
7th Grade	1,358	776	66	878	428	46	109	3,661	4.76%
8th Grade	1,917	1,193	116	1,151	640	66	171	5,254	6.83%
9th Grade	2,693	1,404	144	1,519	737	73	200	6,770	8.80%
10th Grade	3,469	1,297	146	1,882	713	89	165	7,761	10.09%
11th Grade	2,925	859	87	1,774	517	71	136	6,369	8.28%
12th Grade	669	250	32	434	163	14	46	1,608	2.09%
Non-Graded Special Ed	117	124	13	55	68	5	1	383	0.50%
GED	56	11	2	25	4	0	1	99	0.13%
Graduated	247	127	13	166	94	11	7	665	0.86%
Never Attended School	435	180	28	367	173	20	150	1,353	1.76%
Unknown	6,887	2,924	429	5,143	2,335	384	4,266	22,368	29.07%
Other	149	8	6	177	6	4	39	389	0.51%
<b>Totals</b>	<b>28,058</b>	<b>12,189</b>	<b>1,657</b>	<b>19,540</b>	<b>8,174</b>	<b>1,229</b>	<b>6,092</b>	<b>76,939</b>	

### Children Enrolled in School

	Children	% of All Children
Enrolled	48,107	62.53%
Not Enrolled	9,366	12.17%
Unknown	19,466	25.30%
	<b>76,939</b>	

### Children Enrolled in Special Education

	Children	% of All Children
Enrolled	2,946	3.83%
Not Enrolled	45,572	59.23%
Unknown	28,421	36.94%
	<b>76,939</b>	



## 2014 TENNESSEE JUVENILE COURT STATISTICAL DATA

### Detention Statistics at Time of Referral (by Child)

	White Male	African American Male	Other Race Male	White Female	African American Female	Other Race Female	Unknown Race or Sex	Total	% of Total Children
Does Not Apply	24,182	10,009	1,427	17,268	7,072	1,082	5,879	66,919	86.98%
Unknown	1,497	1,122	117	1,009	746	85	108	4,684	6.09%
Juvenile Detention Facility	1,438	857	92	638	222	52	91	3,390	4.41%
Non-Secure Placement	907	186	19	617	124	9	9	1,871	2.43%
Other	18	15	2	7	10	0	3	55	0.07%
Jail - No Separation	10	0	0	1	0	0	0	11	0.01%
Jail - Partial Separation	4	0	0	0	0	1	1	6	0.01%
Jail - Complete Separation	2	0	0	0	0	0	0	2	0.00%
Psychiatric Hospital	0	0	0	0	0	0	1	1	0.00%
<b>Totals</b>	<b>28,058</b>	<b>12,189</b>	<b>1,657</b>	<b>19,540</b>	<b>8,174</b>	<b>1,229</b>	<b>6,092</b>	<b>76,939</b>	

### Detention Statistics at Time of Referral (by Case)

	Cases	% of Total Cases
Does Not Apply	126,383	83.68%
Unknown	14,144	9.37%
Juvenile Detention Facility	7,411	4.91%
Non-Secure Placement	2,883	1.91%
Other	166	0.11%
Jail - No Separation	20	0.01%
Jail - Partial Separation	14	0.01%
Psychiatric Hospital	6	0.00%
Jail - Complete Separation	4	0.00%
	<b>151,031</b>	<b>100.00%</b>

Detention Statistics above are reported separately by Child and by Case.  
One child may have multiple cases.

Does Not Apply: Refers to cases not eligible for detention due to the type of Referral or the decision not to detain.





## 2014 TENNESSEE JUVENILE COURT STATISTICAL DATA

### Placement after Secure Detention Hearing (by Child)

	White Male	African American Male	Other Race Male	White Female	African American Female	Other Race Female	Unknown Race or Sex	Total	% of Total Children
Does Not Apply	24,350	10,158	1,432	17,399	7,142	1,086	5,884	67,451	87.67%
Unknown	1,344	934	103	912	654	76	109	4,132	5.37%
Returned to Prior Living Arr	1,928	591	89	1,051	252	49	73	4,033	5.24%
Juvenile Detention Facility	339	469	31	120	114	13	14	1,100	1.43%
Foster Family Home	29	7	0	21	3	2	6	68	0.09%
Shelter / Group Home	20	11	1	22	3	1	2	60	0.08%
Other	30	5	1	12	3	1	1	53	0.07%
Jail	15	12	0	1	2	1	1	32	0.04%
Psychiatric Hospital	3	2	0	2	1	0	2	10	0.01%
<b>Totals</b>	<b>28,058</b>	<b>12,189</b>	<b>1,657</b>	<b>19,540</b>	<b>8,174</b>	<b>1,229</b>	<b>6,092</b>	<b>76,939</b>	

### Placement after Secure Detention Hearing (by Case)

	Cases	% of Total Cases
Does Not Apply	128,618	85.16%
Unknown	10,046	6.65%
Returned to Prior Living Arrangement	7,320	4.85%
Juvenile Detention Facility	4,314	2.86%
Foster Family Home	220	0.15%
Shelter / Group Home	207	0.14%
Jail	154	0.10%
Other	124	0.08%
Psychiatric Hospital	28	0.02%
	<b>151,031</b>	<b>100.00%</b>

Detention Statistics above are reported separately by Child and by Case.  
One child may have multiple cases.

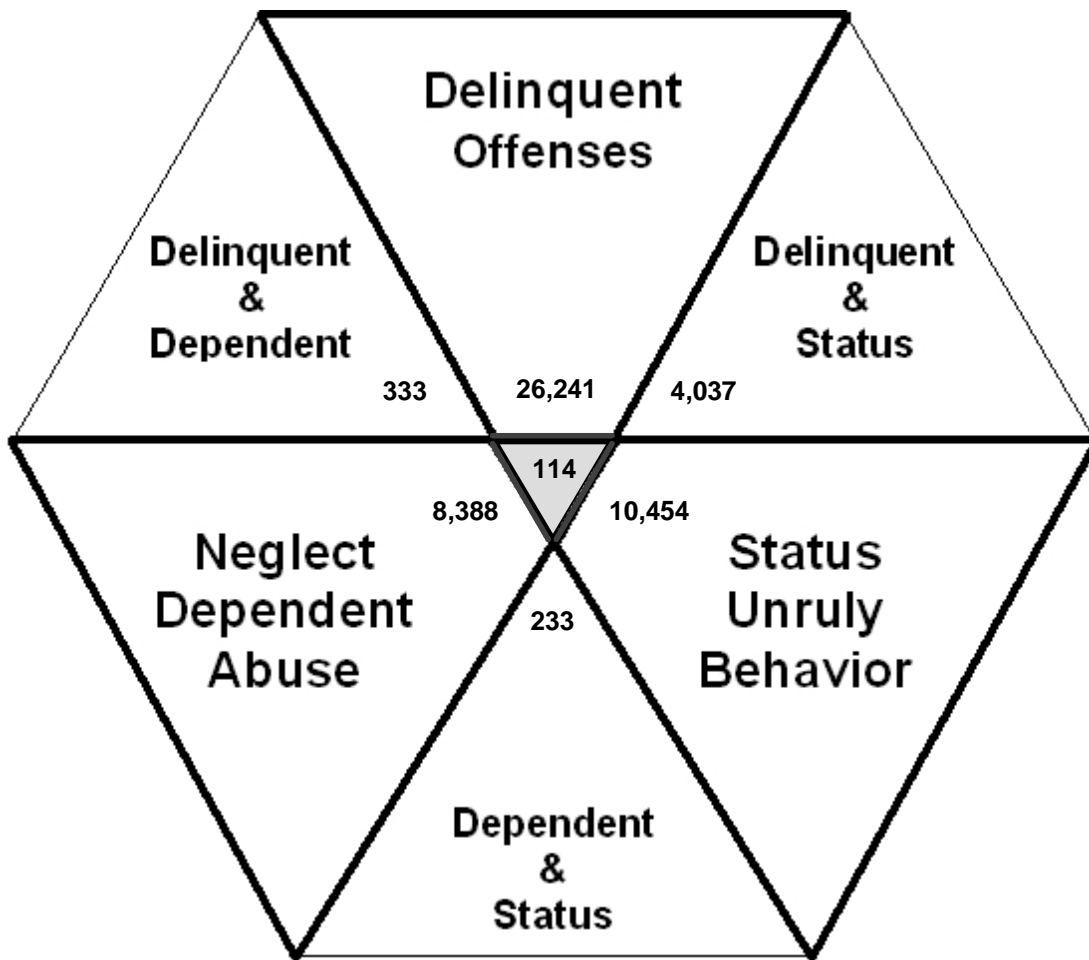
Does Not Apply: Refers to cases not eligible for detention due to  
the type of Referral or the decision not to detain.



## 2014 TENNESSEE JUVENILE COURT STATISTICAL DATA

### Children with Delinquent, Neglect/Dependent/Abuse, Status/Unruly Referrals

Children can have referrals in multiple categories. The drawing below shows that in the year 2014 there were 26,241 children with referrals to juvenile courts in Tennessee with only delinquent offenses, 10,454 for those with only status/unruly behavior, and 8,388 for children with neglect, dependent or abuse referrals during the calendar year. There were 4,037 children that had a delinquent AND a status/unruly referral. There were 333 children with both delinquent behavior AND a neglect, dependent or abuse referral. There were 233 children that had both a status/unruly referral AND a neglect, dependent or abuse referral. And finally, there were 114 children with all three referral types of delinquent AND status/unruly AND neglect, dependent or abuse.



Total number of individual children with a referral in any of the categories listed above of Delinquent, Status/Unruly, and Neglect/Dependent/Abuse equals 49,800

Each child is counted only once in this chart

Total number of individual children for ALL referrals disposed by juvenile courts in 2014 equals 76,939



Tennessee Council of Juvenile & Family Court Judges  
Administrative Office of the Courts

## 2014 TENNESSEE JUVENILE COURT STATISTICAL DATA

### Children\* with Delinquent Referrals (by Sex)

	White	African American	Native American	Asian	Mixed Race	Unknown Race	Total
<b>Male</b>	12,775	6,415	17	77	529	577	<b>20,390</b>
<b>Female</b>	6,510	3,085	8	29	263	227	<b>10,122</b>
<b>Unknown Sex</b>	9	1	0	0	0	203	<b>213</b>
<b>Totals</b>	<b>19,294</b>	<b>9,501</b>	<b>25</b>	<b>106</b>	<b>792</b>	<b>1,007</b>	<b>30,725</b>

### Children\* with Status/Unruly Referrals (by Sex)

	White	African American	Native American	Asian	Mixed Race	Unknown Race	Total
<b>Male</b>	6,123	2,109	18	28	258	360	<b>8,896</b>
<b>Female</b>	4,116	1,241	9	25	195	268	<b>5,854</b>
<b>Unknown Sex</b>	7	1	0	0	0	80	<b>88</b>
<b>Totals</b>	<b>10,246</b>	<b>3,351</b>	<b>27</b>	<b>53</b>	<b>453</b>	<b>708</b>	<b>14,838</b>

### Children\* with Dependency/Neglect/Abuse Referrals (by Sex)

	White	African American	Native American	Asian	Mixed Race	Unknown Race	Total
<b>Male</b>	2,978	978	3	14	246	243	<b>4,462</b>
<b>Female</b>	2,900	938	4	12	213	229	<b>4,296</b>
<b>Unknown Sex</b>	6	5	0	0	1	298	<b>310</b>
<b>Totals</b>	<b>5,884</b>	<b>1,921</b>	<b>7</b>	<b>26</b>	<b>460</b>	<b>770</b>	<b>9,068</b>

\* A child may be counted in more than one category



## 2014 TENNESSEE JUVENILE COURT STATISTICAL DATA

### Children Referred for Unlawful Carrying/Possession of a Weapon (by Age)

	White Male	African American Male	Other Race Male	White Female	African American Female	Other Race Female	Unknown Race or Sex	Total	% of Total
Age 7	0	2	0	0	0	0	0	2	0.42%
Age 8	1	0	0	0	0	0	0	1	0.21%
Age 10	0	0	0	0	1	0	0	1	0.21%
Age 11	2	2	0	0	0	0	0	4	0.84%
Age 12	6	3	0	2	1	0	0	12	2.51%
Age 13	9	8	0	0	0	0	2	19	3.97%
Age 14	11	23	0	1	3	0	0	38	7.93%
Age 15	26	45	2	3	6	0	2	84	17.54%
Age 16	28	85	2	1	3	0	2	121	25.26%
Age 17	34	138	8	4	8	1	1	194	40.50%
Age 18	1	1	0	0	0	0	0	2	0.42%
Age 19 and Over	0	1	0	0	0	0	0	1	0.21%
<b>Totals</b>	<b>118</b>	<b>308</b>	<b>12</b>	<b>11</b>	<b>22</b>	<b>1</b>	<b>7</b>	<b>479</b>	

### Children Referred for Carrying Weapons on School Property (by Age)

	White Male	African American Male	Other Race Male	White Female	African American Female	Other Race Female	Unknown Race or Sex	Total	% of Total
Age 6	0	1	0	0	0	0	0	1	0.34%
Age 7	1	2	0	0	0	0	0	3	1.01%
Age 8	3	2	0	1	0	0	0	6	2.03%
Age 9	2	8	1	1	0	0	2	14	4.73%
Age 10	3	6	1	0	0	0	0	10	3.38%
Age 11	8	7	0	2	0	0	0	17	5.74%
Age 12	12	17	0	4	3	0	1	37	12.50%
Age 13	12	7	0	5	2	0	0	26	8.78%
Age 14	17	10	0	3	4	0	1	35	11.82%
Age 15	19	12	1	4	8	0	1	45	15.20%
Age 16	24	19	1	5	5	0	3	57	19.26%
Age 17	22	6	2	4	11	0	0	45	15.20%
<b>Totals</b>	<b>123</b>	<b>97</b>	<b>6</b>	<b>29</b>	<b>33</b>	<b>0</b>	<b>8</b>	<b>296</b>	

**Total Children\* Referred with Weapon Charges = 767**

\* A child may be counted in both categories

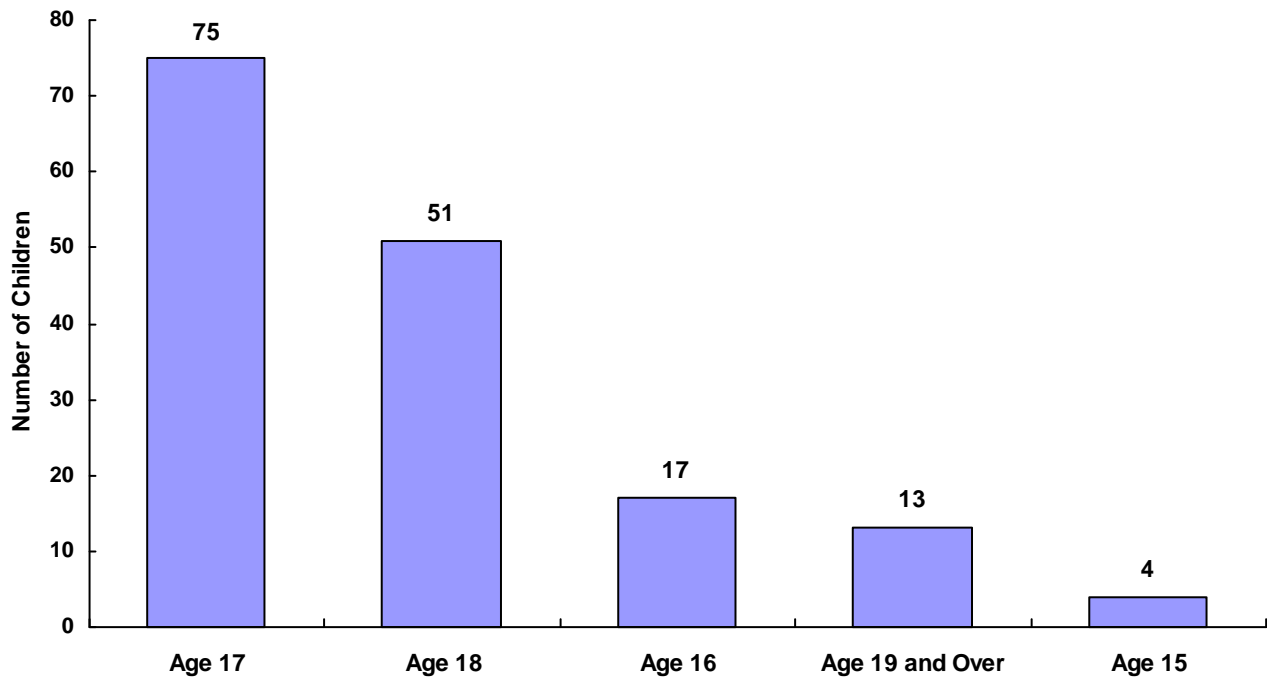


Tennessee Council of Juvenile & Family Court Judges  
Administrative Office of the Courts

## 2014 TENNESSEE JUVENILE COURT STATISTICAL DATA

### Children Transferred to Adult Court (by Age)

	White Male	African American Male	Other Race Male	White Female	African American Female	Other Race Female	Unknown Race or Sex	Total	% of All Children Referred
Age 15	0	4	0	0	0	0	0	4	2.50%
Age 16	3	12	0	0	1	0	1	17	10.63%
Age 17	5	64	3	1	1	0	1	75	46.88%
Age 18	16	32	0	3	0	0	0	51	31.88%
Age 19 and Over	5	6	1	0	0	0	1	13	8.13%
<b>Totals</b>	<b>29</b>	<b>118</b>	<b>4</b>	<b>4</b>	<b>2</b>	<b>0</b>	<b>3</b>	<b>160</b>	



\* Age calculated at time of case disposition



Tennessee Council of Juvenile & Family Court Judges  
Administrative Office of the Courts

# Referral Information



# 2014 TENNESSEE JUVENILE COURT STATISTICAL DATA

## Intake Actions (by Type)

	White Male	African American Male	Other Race Male	White Female	African American Female	Other Race Female	Unknown Race or Sex	Total
<b>Delinquent</b>								
<b>Offenses Against Persons</b>								
Petition Filed	2,252	1,640	150	864	652	74	173	5,805
Citation Processed	248	1,505	20	72	745	9	16	2,615
Unknown	77	27	3	27	6	0	3	143
Motion Filed	67	8	4	29	2	0	1	111
Scheduling of Judicial Review	28	27	7	9	9	1	6	87
Does Not Apply	43	10	2	11	7	1	1	75
Other	5	4	0	3	3	0	1	16
Scheduling of Administrative Review	2	0	0	0	1	0	0	3
Notification of Paternity Processed	1	0	0	0	0	0	0	1
Scheduling of Foster Care Review	0	0	0	0	0	0	0	0
<b>Totals</b>	<b>2,723</b>	<b>3,221</b>	<b>186</b>	<b>1,015</b>	<b>1,425</b>	<b>85</b>	<b>201</b>	<b>8,856</b>
<b>Offenses Against Property</b>								
Petition Filed	3,188	1,923	211	1,139	496	73	198	7,228
Citation Processed	483	1,743	34	220	494	13	19	3,006
Does Not Apply	141	52	0	44	8	0	3	248
Unknown	91	25	6	32	9	0	11	174
Scheduling of Judicial Review	26	9	0	4	3	2	5	49
Other	29	1	1	4	5	1	0	41
Motion Filed	5	0	0	7	1	0	0	13
Notification of Paternity Processed	1	0	0	0	0	0	0	1
Scheduling of Foster Care Review	0	0	0	1	0	0	0	1
Scheduling of Administrative Review	0	0	0	0	0	0	0	0
<b>Totals</b>	<b>3,964</b>	<b>3,753</b>	<b>252</b>	<b>1,451</b>	<b>1,016</b>	<b>89</b>	<b>236</b>	<b>10,761</b>
<b>Illegal Conduct</b>								
Petition Filed	9,272	5,611	640	4,027	2,103	305	740	22,698
Citation Processed	6,317	3,035	206	3,004	943	79	410	13,994
Does Not Apply	452	50	2	223	20	3	3	753
Unknown	316	69	16	121	21	1	59	603
Other	95	13	2	46	8	1	2	167
Scheduling of Judicial Review	77	34	8	27	8	1	5	160
Motion Filed	47	7	2	47	2	1	4	110
Notification of Paternity Processed	2	0	0	3	1	0	0	6
Scheduling of Administrative Review	2	0	1	1	1	0	1	6
Scheduling of Foster Care Review	2	0	0	0	0	0	0	2
<b>Totals</b>	<b>16,582</b>	<b>8,819</b>	<b>877</b>	<b>7,499</b>	<b>3,107</b>	<b>391</b>	<b>1,224</b>	<b>38,499</b>



## 2014 TENNESSEE JUVENILE COURT STATISTICAL DATA

### Intake Actions (by Type)

	White Male	African American Male	Other Race Male	White Female	African American Female	Other Race Female	Unknown Race or Sex	Total
<b>Status Offenses</b>								
Petition Filed	5,640	2,084	328	4,282	1,386	263	761	14,744
Citation Processed	1,472	912	57	510	371	33	55	3,410
Does Not Apply	409	59	12	283	32	18	3	816
Unknown	169	49	5	119	40	1	31	414
Scheduling of Administrative Review	128	12	6	91	6	4	4	251
Scheduling of Judicial Review	100	24	8	33	16	4	5	190
Other	83	17	6	53	10	1	0	170
Motion Filed	10	0	0	8	0	0	0	18
Notification of Paternity Processed	1	6	0	1	0	0	0	8
Scheduling of Foster Care Review	0	0	0	0	0	0	0	0
<b>Totals</b>	<b>8,012</b>	<b>3,163</b>	<b>422</b>	<b>5,380</b>	<b>1,861</b>	<b>324</b>	<b>859</b>	<b>20,021</b>

### Dependency/Neglect

Petition Filed	4,223	1,319	324	4,058	1,308	307	904	12,443
Unknown	72	3	15	69	8	9	75	251
Does Not Apply	98	0	6	101	2	2	0	209
Motion Filed	95	2	3	87	2	5	14	208
Scheduling of Judicial Review	52	11	14	48	5	8	5	143
Other	48	9	4	44	0	1	4	110
Citation Processed	0	1	0	4	1	9	3	18
Scheduling of Foster Care Review	5	0	0	5	0	0	0	10
Notification of Paternity Processed	3	0	0	5	0	0	1	9
Scheduling of Administrative Review	0	0	0	1	1	0	2	4
<b>Totals</b>	<b>4,596</b>	<b>1,345</b>	<b>366</b>	<b>4,422</b>	<b>1,327</b>	<b>341</b>	<b>1,008</b>	<b>13,405</b>

### Other Violation Proceedings

Petition Filed	127	9	1	65	5	8	2	217
Motion Filed	17	2	0	5	1	0	0	25
Scheduling of Judicial Review	5	0	0	2	0	0	0	7
Unknown	3	0	0	2	0	0	1	6
Citation Processed	1	0	0	0	0	0	0	1
Scheduling of Administrative Review	0	1	0	0	0	0	0	1
Notification of Paternity Processed	0	0	0	0	0	0	0	0
Scheduling of Foster Care Review	0	0	0	0	0	0	0	0
Does Not Apply	0	0	0	0	0	0	0	0
Other	0	0	0	0	0	0	0	0
<b>Totals</b>	<b>153</b>	<b>12</b>	<b>1</b>	<b>74</b>	<b>6</b>	<b>8</b>	<b>3</b>	<b>257</b>





## 2014 TENNESSEE JUVENILE COURT STATISTICAL DATA

### Intake Actions (by Type)

	White Male	African American Male	Other Race Male	White Female	African American Female	Other Race Female	Unknown Race or Sex	Total
<b>Parentage</b>								
Petition Filed	6,258	3,224	529	5,776	2,980	498	2,889	22,154
Motion Filed	255	48	21	301	35	10	40	710
Does Not Apply	330	0	5	254	3	1	19	612
Other	63	91	11	89	84	1	189	528
Scheduling of Judicial Review	196	5	4	155	5	6	4	375
Unknown	26	2	0	16	0	1	77	122
Citation Processed	4	2	0	3	2	3	1	15
Notification of Paternity Processed	5	0	1	1	0	0	2	9
Scheduling of Administrative Review	4	0	0	3	1	0	0	8
Scheduling of Foster Care Review	2	0	0	2	0	0	0	4
<b>Totals</b>	<b>7,143</b>	<b>3,372</b>	<b>571</b>	<b>6,600</b>	<b>3,110</b>	<b>520</b>	<b>3,221</b>	<b>24,537</b>
<b>Special Proceedings</b>								
Scheduling of Judicial Review	11,908	2,090	742	8,538	1,161	638	3,982	29,059
Scheduling of Administrative Review	2,537	277	144	1,748	113	123	137	5,079
Scheduling of Foster Care Review	918	599	104	750	500	95	490	3,456
Motion Filed	788	76	45	803	54	39	230	2,035
Petition Filed	375	419	32	305	424	45	134	1,734
Other	266	154	19	171	90	16	65	781
Does Not Apply	330	3	4	265	2	1	12	617
Citation Processed	144	21	0	78	18	3	18	282
Notification of Paternity Processed	6	2	0	1	0	0	3	12
Unknown	0	0	0	0	0	0	0	0
<b>Totals</b>	<b>17,272</b>	<b>3,641</b>	<b>1,090</b>	<b>12,659</b>	<b>2,362</b>	<b>960</b>	<b>5,071</b>	<b>43,055</b>
<b>All Other Referrals</b>								
Motion Filed	1,989	1,476	275	1,594	1,169	213	1,292	8,008
Petition Filed	1,145	502	67	788	181	52	145	2,880
Citation Processed	159	553	11	79	307	3	1	1,113
Other	279	45	27	182	18	31	27	609
Scheduling of Judicial Review	219	18	7	159	9	7	21	440
Does Not Apply	112	5	0	66	3	0	4	190
Unknown	24	6	1	42	7	1	87	168
Scheduling of Administrative Review	11	4	2	9	4	3	12	45
Scheduling of Foster Care Review	20	0	4	15	0	2	1	42
Notification of Paternity Processed	0	0	0	2	0	0	0	2
<b>Totals</b>	<b>3,958</b>	<b>2,609</b>	<b>394</b>	<b>2,936</b>	<b>1,698</b>	<b>312</b>	<b>1,590</b>	<b>13,497</b>
<b>All Intake Action Totals</b>	<b>64,403</b>	<b>29,935</b>	<b>4,159</b>	<b>42,036</b>	<b>15,912</b>	<b>3,030</b>	<b>13,413</b>	<b>172,888</b>

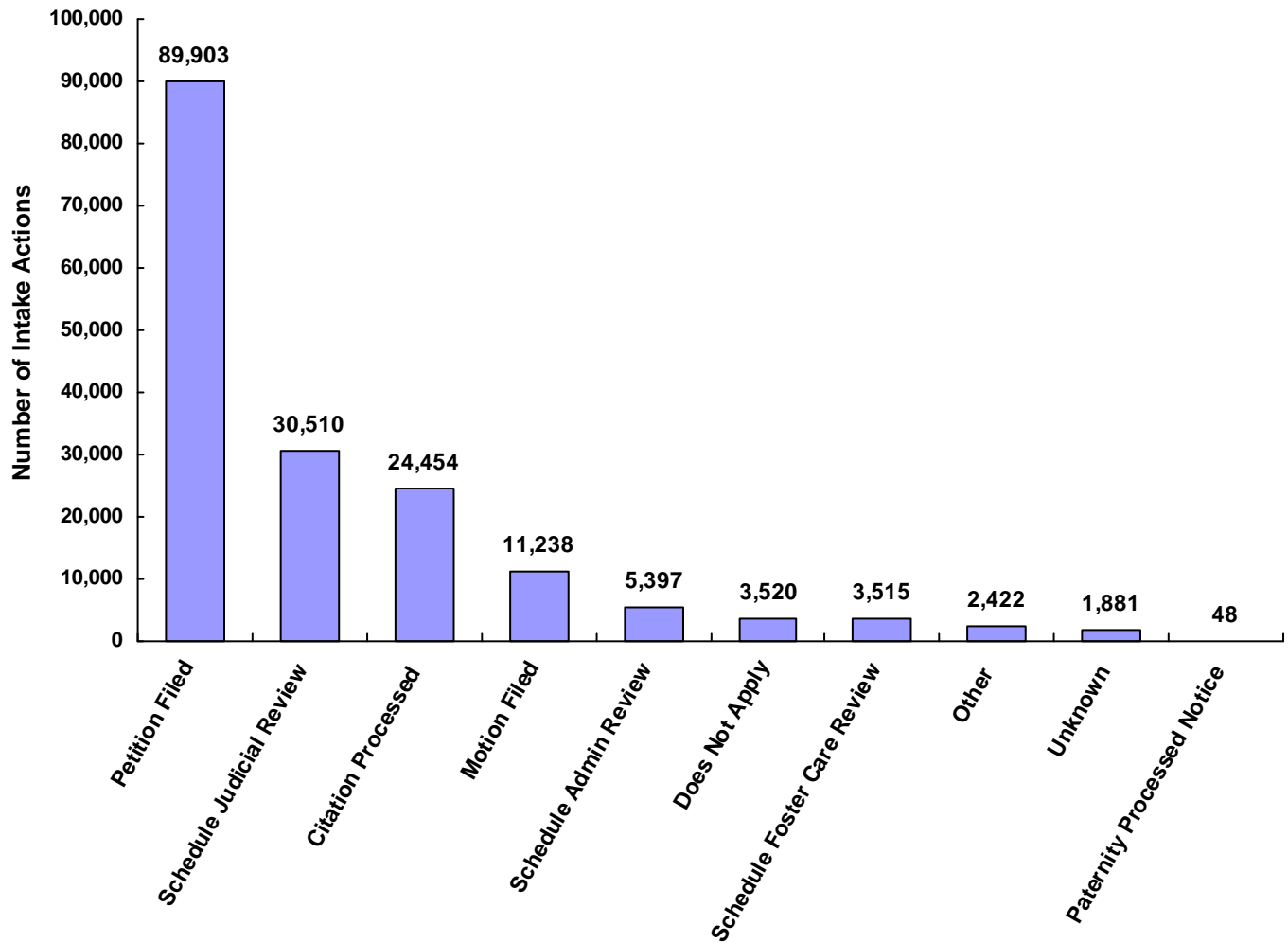


Tennessee Council of Juvenile & Family Court Judges  
Administrative Office of the Courts

# 2014 TENNESSEE JUVENILE COURT STATISTICAL DATA

## Intake Actions at Referral

	White Male	African American Male	Other Race Male	White Female	African American Female	Other Race Female	Unknown Race or Sex	Total	% of Total Referrals
Petition Filed	32,480	16,731	2,282	21,304	9,535	1,625	5,946	89,903	52.00%
Motion Filed	3,273	1,619	350	2,881	1,266	268	1,581	11,238	6.50%
Citation Processed	8,828	7,772	328	3,970	2,881	152	523	24,454	14.14%
Paternity Processed Notice	19	8	1	13	1	0	6	48	0.03%
Schedule Judicial Review	12,611	2,218	790	8,975	1,216	667	4,033	30,510	17.65%
Schedule Admin Review	2,684	294	153	1,853	127	130	156	5,397	3.12%
Schedule Foster Care Review	947	599	108	773	500	97	491	3,515	2.03%
Unknown	778	181	46	428	91	13	344	1,881	1.09%
Does Not Apply	1,915	179	31	1,247	77	26	45	3,520	2.04%
Other	868	334	70	592	218	52	288	2,422	1.40%
<b>Totals</b>	<b>64,403</b>	<b>29,935</b>	<b>4,159</b>	<b>42,036</b>	<b>15,912</b>	<b>3,030</b>	<b>13,413</b>	<b>172,888</b>	



Tennessee Council of Juvenile & Family Court Judges  
Administrative Office of the Courts

# 2014 TENNESSEE JUVENILE COURT STATISTICAL DATA

## Source of Referral (by Type)

	White Male	African American Male	Other Race Male	White Female	African American Female	Other Race Female	Unknown Race or Sex	Total
<b><u>Delinquent</u></b>								
Law Enforcement	17,905	12,328	885	6,968	4,065	307	1,217	43,675
Court Staff	1,878	1,745	125	926	398	58	90	5,220
District Attorney's Office	601	696	156	585	602	114	62	2,816
DCS	758	326	40	204	65	15	19	1,427
Victim	467	194	28	397	152	19	60	1,317
Parents	257	140	24	216	155	19	26	837
Other	302	140	21	164	39	11	146	823
School	397	104	14	125	43	2	4	689
Other State Department	340	13	10	251	3	12	2	631
Other Court	128	46	5	25	6	3	14	227
Social Agency	95	18	2	25	3	0	14	157
Child & Parent	37	8	0	28	12	2	1	88
Relatives	29	16	1	30	1	2	3	82
Self	43	6	3	12	4	0	2	70
Unknown	31	7	1	8	0	1	1	49
CSA	1	6	0	1	0	0	0	8
Hospital	0	0	0	0	0	0	0	0
<b>Totals</b>	<b>23,269</b>	<b>15,793</b>	<b>1,315</b>	<b>9,965</b>	<b>5,548</b>	<b>565</b>	<b>1,661</b>	<b>58,116</b>

## **Status/Unruly**

School	4,096	966	155	2,856	818	149	459	9,499
Law Enforcement	2,438	1,430	130	1,242	598	78	263	6,179
Parents	691	529	62	694	301	57	52	2,386
Court Staff	459	145	36	297	77	17	51	1,082
DCS	131	32	10	106	22	14	10	325
Relatives	83	27	15	105	33	5	7	275
Other	47	23	10	38	6	2	10	136
Unknown	19	7	3	11	1	0	1	42
Social Agency	17	2	0	5	0	0	0	24
Other Court	8	1	0	8	0	1	1	19
Victim	7	0	1	3	3	0	3	17
CSA	5	0	0	8	0	0	1	14
Child & Parent	2	1	0	6	1	0	1	11
Other State Department	5	0	0	0	0	1	0	6
Self	3	0	0	0	0	0	0	3
District Attorney's Office	1	0	0	1	0	0	0	2
Hospital	0	0	0	0	1	0	0	1
<b>Totals</b>	<b>8,012</b>	<b>3,163</b>	<b>422</b>	<b>5,380</b>	<b>1,861</b>	<b>324</b>	<b>859</b>	<b>20,021</b>



# 2014 TENNESSEE JUVENILE COURT STATISTICAL DATA

## Source of Referral (by Type)

	White Male	African American Male	Other Race Male	White Female	African American Female	Other Race Female	Unknown Race or Sex	Total
<b><u>Dependency and Neglect</u></b>								
DCS	2,951	490	192	2,860	491	181	830	7,995
Relatives	768	138	60	703	142	77	57	1,945
Parents	463	422	70	434	399	40	41	1,869
Other	149	40	17	170	45	17	37	475
Social Agency	21	148	11	32	143	8	1	364
School	99	57	3	82	72	6	34	353
Court Staff	63	19	6	59	9	7	6	169
Child & Parent	11	31	2	9	23	0	0	76
Unknown	30	0	0	44	1	0	0	75
Law Enforcement	23	0	2	13	1	4	0	43
Other Court	8	0	3	8	0	0	0	19
Other State Department	3	0	0	5	0	0	0	8
Self	2	0	0	2	0	1	2	7
District Attorney's Office	3	0	0	1	1	0	0	5
CSA	1	0	0	0	0	0	0	1
Victim	1	0	0	0	0	0	0	1
Hospital	0	0	0	0	0	0	0	0
<b>Totals</b>	<b>4,596</b>	<b>1,345</b>	<b>366</b>	<b>4,422</b>	<b>1,327</b>	<b>341</b>	<b>1,008</b>	<b>13,405</b>

## **Other Violations**

Court Staff	82	9	0	44	5	5	2	147
District Attorney's Office	37	0	0	16	0	2	0	55
DCS	21	2	1	9	1	1	0	35
Law Enforcement	9	1	0	2	0	0	1	13
School	1	0	0	1	0	0	0	2
Other Court	1	0	0	0	0	0	0	1
Parents	1	0	0	0	0	0	0	1
Relatives	0	0	0	1	0	0	0	1
Self	0	0	0	1	0	0	0	1
Victim	1	0	0	0	0	0	0	1
Child & Parent	0	0	0	0	0	0	0	0
CSA	0	0	0	0	0	0	0	0
Hospital	0	0	0	0	0	0	0	0
Other	0	0	0	0	0	0	0	0
Other State Department	0	0	0	0	0	0	0	0
Social Agency	0	0	0	0	0	0	0	0
Unknown	0	0	0	0	0	0	0	0
<b>Totals</b>	<b>153</b>	<b>12</b>	<b>1</b>	<b>74</b>	<b>6</b>	<b>8</b>	<b>3</b>	<b>257</b>



# 2014 TENNESSEE JUVENILE COURT STATISTICAL DATA

## Source of Referral (by Type)

	White Male	African American Male	Other Race Male	White Female	African American Female	Other Race Female	Unknown Race or Sex	Total
<b>Special Proceedings</b>								
Court Staff	13,418	2,859	841	9,478	1,733	734	4,298	33,361
DCS	3,421	502	259	2,940	302	208	993	8,625
Parents	2,253	1,469	239	2,125	1,393	208	859	8,546
Other	686	1,088	82	586	976	64	1,100	4,582
Relatives	1,460	309	88	1,396	329	100	200	3,882
District Attorney's Office	1,038	418	106	849	380	95	697	3,583
Other State Department	882	169	18	788	147	23	61	2,088
Social Agency	231	77	2	236	85	9	9	649
Self	290	4	13	226	4	20	2	559
Law Enforcement	206	35	1	109	32	6	33	422
Child & Parent	117	72	6	121	81	6	7	410
Unknown	119	1	3	125	2	0	8	258
Other Court	107	1	0	105	1	0	0	214
School	120	5	1	67	5	7	5	210
Hospital	49	1	1	104	2	0	17	174
Victim	9	3	1	1	0	0	2	16
CSA	9	0	0	3	0	0	1	13
<b>Totals</b>	<b>24,415</b>	<b>7,013</b>	<b>1,661</b>	<b>19,259</b>	<b>5,472</b>	<b>1,480</b>	<b>8,292</b>	<b>67,592</b>
<b>All Other Referrals</b>								
Unknown	756	1,116	135	645	942	119	675	4,388
DCS	866	142	53	721	95	37	185	2,099
Law Enforcement	581	816	27	216	347	6	26	2,019
Other	665	169	91	514	99	75	305	1,918
Parents	353	122	29	337	92	35	149	1,117
Court Staff	399	109	38	227	37	21	52	883
Relatives	88	45	13	92	31	12	56	337
School	36	3	1	68	8	1	85	202
District Attorney's Office	72	27	4	51	8	2	1	165
Other Court	41	21	3	17	10	2	43	137
Self	34	18	0	18	7	0	6	83
Social Agency	22	10	0	7	19	1	4	63
Child & Parent	11	5	0	15	3	0	0	34
Victim	19	6	0	7	0	1	1	34
Other State Department	14	0	0	1	0	0	1	16
Hospital	1	0	0	0	0	0	1	2
CSA	0	0	0	0	0	0	0	0
<b>Totals</b>	<b>3,958</b>	<b>2,609</b>	<b>394</b>	<b>2,936</b>	<b>1,698</b>	<b>312</b>	<b>1,590</b>	<b>13,497</b>
<b>All Referral Source Totals</b>	<b>64,403</b>	<b>29,935</b>	<b>4,159</b>	<b>42,036</b>	<b>15,912</b>	<b>3,030</b>	<b>13,413</b>	<b>172,888</b>



# 2014 TENNESSEE JUVENILE COURT STATISTICAL DATA

## Six Most Frequent Referral Reasons (by Source)

	White Male	African American Male	Other Race Male	White Female	African American Female	Other Race Female	Unknown Race or Sex	Total
<b><u>Law Enforcement</u></b>								
1. Traffic	6,430	1,046	189	3,185	435	89	492	11,866
2. Theft of Property	1,555	1,894	105	784	662	40	104	5,144
3. Assault	1,365	1,624	97	657	1,137	58	111	5,049
4. Disorderly Conduct	611	1,316	43	272	816	27	66	3,151
5. Possession of Controlled Substances	1,139	707	73	310	114	14	77	2,434
6. Other	581	816	27	216	347	6	26	2,019
<b><u>Parents</u></b>								
1. Custody	1,112	596	111	1,035	518	104	165	3,641
2. Dependency / Neglect	457	421	68	427	398	40	40	1,851
3. Visitation	461	273	57	439	274	56	222	1,782
4. Unruly Behavior	489	322	45	462	173	34	40	1,565
5. Child Support	365	230	34	337	224	12	332	1,534
6. Other	353	122	29	337	92	35	149	1,117
<b><u>Relatives</u></b>								
1. Custody	1,080	261	76	1,018	282	86	110	2,913
2. Dependency / Neglect	760	138	60	688	141	77	55	1,919
3. Child Support	234	31	7	227	29	7	57	592
4. Other	88	45	13	92	31	12	56	337
5. Unruly Behavior	55	22	10	69	28	1	6	191
6. Visitation	73	14	1	74	16	3	8	189
<b><u>Self</u></b>								
1. Child Support	202	2	9	183	3	14	0	413
2. Custody	61	1	0	37	1	3	1	104
3. Other	34	18	0	18	7	0	6	83
4. Sexual Abuse of a Child	43	5	3	7	1	0	1	60
5. Visitation	18	0	4	3	0	2	1	28
6. Judicial Review	5	1	0	1	0	0	0	7
<b><u>School</u></b>								
1. Truancy	3,148	834	120	2,578	785	134	398	7,997
2. Possession of Tobacco Products	697	37	15	139	11	2	49	950
3. Unruly Behavior	171	72	17	85	12	6	0	363
4. Dependency / Neglect	98	57	3	81	72	6	33	350
5. Other	36	3	1	68	8	1	85	202
6. Disorderly Conduct	84	47	6	34	27	0	1	199
<b><u>Community Service Agencies</u></b>								
1. Judicial Review	5	0	0	2	0	0	0	7
2. Truancy	3	0	0	4	0	0	0	7
3. In-State Runaway	1	0	0	2	0	0	1	4
4. Contempt of Court	0	2	0	1	0	0	0	3
5. Violation of Probation	0	3	0	0	0	0	0	3
6. Child Support	2	0	0	0	0	0	0	2



# 2014 TENNESSEE JUVENILE COURT STATISTICAL DATA

## Six Most Frequent Referral Reasons (by Source)

	White Male	African American Male	Other Race Male	White Female	African American Female	Other Race Female	Unknown Race or Sex	Total
<b><u>Department of Children's Services</u></b>								
1. Dependency / Neglect	2,653	431	164	2,543	458	156	742	7,147
2. Judicial Review	1,448	212	85	1,191	119	81	362	3,498
3. Foster Care Review	1,100	141	90	973	119	69	392	2,884
4. Other	866	142	53	721	95	37	185	2,099
5. Administrative Review	410	93	49	309	33	29	101	1,024
6. Violation of Probation	541	140	23	142	39	7	10	902
<b><u>Other State Department</u></b>								
1. Child Support	860	165	16	768	144	23	58	2,034
2. Contempt of Court	243	2	7	205	3	10	1	471
3. Violation of Probation	59	8	0	40	0	2	1	110
4. Paternity / Legitimation	16	3	1	19	0	0	2	41
5. Violation of Wildlife Regulations	25	0	3	2	0	0	0	30
6. Other	14	0	0	1	0	0	1	16
<b><u>District Attorney's Office</u></b>								
1. Child Support	911	319	75	743	296	64	635	3,043
2. Contempt of Court	589	692	156	583	602	114	62	2,798
3. Paternity / Legitimation	60	92	28	56	75	26	62	399
4. Other	72	27	4	51	8	2	1	165
5. Judicial Review	59	5	3	45	8	5	0	125
6. Violation of Pretrial Diversion	26	0	0	7	0	1	0	34
<b><u>Court Staff</u></b>								
1. Judicial Review	10,629	2,084	697	7,479	1,165	585	3,896	26,535
2. Administrative Review	2,443	164	97	1,708	71	97	19	4,599
3. Violation of Probation	1,256	1,548	100	456	306	39	61	3,766
4. Foster Care Review	317	516	37	241	410	49	184	1,754
5. Contempt of Court	438	34	15	387	25	14	3	916
6. Other	399	109	38	227	37	21	52	883
<b><u>Social Agency</u></b>								
1. Child Support	210	2	0	215	0	0	6	433
2. Dependency / Neglect	21	148	11	32	143	8	0	363
3. Administrative Review	6	69	2	5	74	6	0	162
4. Violation of Probation	79	10	1	17	1	0	12	120
5. Other	22	10	0	7	19	1	4	63
6. Custody	1	6	0	4	11	1	0	23
<b><u>Other Court</u></b>								
1. Judicial Review	100	1	0	94	0	0	0	195
2. Other	41	21	3	17	10	2	43	137
3. Theft of Property	11	7	0	9	4	2	0	33
4. Assault	8	16	1	2	1	0	2	30
5. Escape	15	9	0	1	0	0	0	25
6. Possession / Consumption of Alcohol	11	0	3	3	0	0	3	20



# 2014 TENNESSEE JUVENILE COURT STATISTICAL DATA

## Six Most Frequent Referral Reasons (by Source)

	White Male	African American Male	Other Race Male	White Female	African American Female	Other Race Female	Unknown Race or Sex	Total
<b><u>Victim</u></b>								
1. Theft of Property	216	74	17	274	76	11	25	693
2. Assault	114	74	4	67	49	5	18	331
3. Vandalism	51	13	3	16	12	0	4	99
4. Harassment	27	5	1	23	3	1	3	63
5. Other	19	6	0	7	0	1	1	34
6. Aggravated Assault	13	7	0	0	4	1	0	25
<b><u>Child &amp; Parent</u></b>								
1. Custody	54	54	6	61	60	3	3	241
2. Child Support	42	1	0	46	4	3	2	98
3. Dependency / Neglect	11	31	2	9	23	0	0	76
4. Contempt of Court	20	6	0	22	7	2	0	57
5. Visitation	6	17	0	5	17	0	1	46
6. Other	11	5	0	15	3	0	0	34
<b><u>Hospital</u></b>								
1. Request for Medical Treatment	49	1	1	104	2	0	17	174
2. Other	1	0	0	0	0	0	1	2
3. In-State Runaway	0	0	0	0	1	0	0	1
4. NO REFERRAL SUBMITTED	0	0	0	0	0	0	0	0
<b><u>Unknown</u></b>								
1. Other	756	1,116	135	645	942	119	675	4,388
2. Foster Care Review	50	0	2	46	0	0	2	100
3. Judicial Review	45	0	1	40	0	0	1	87
4. Dependency / Neglect	27	0	0	41	1	0	0	69
5. Custody	17	1	0	35	1	0	1	55
6. Traffic	18	0	0	8	0	0	0	26
<b><u>Other</u></b>								
1. Child Support	304	825	42	235	744	29	786	2,965
2. Other	665	169	91	514	99	75	305	1,918
3. Custody	223	97	29	244	48	28	89	758
4. Paternity / Legitimation	41	134	7	29	163	4	164	542
5. Contempt of Court	160	43	2	115	11	4	134	469
6. Dependency / Neglect	131	36	17	150	43	10	35	422

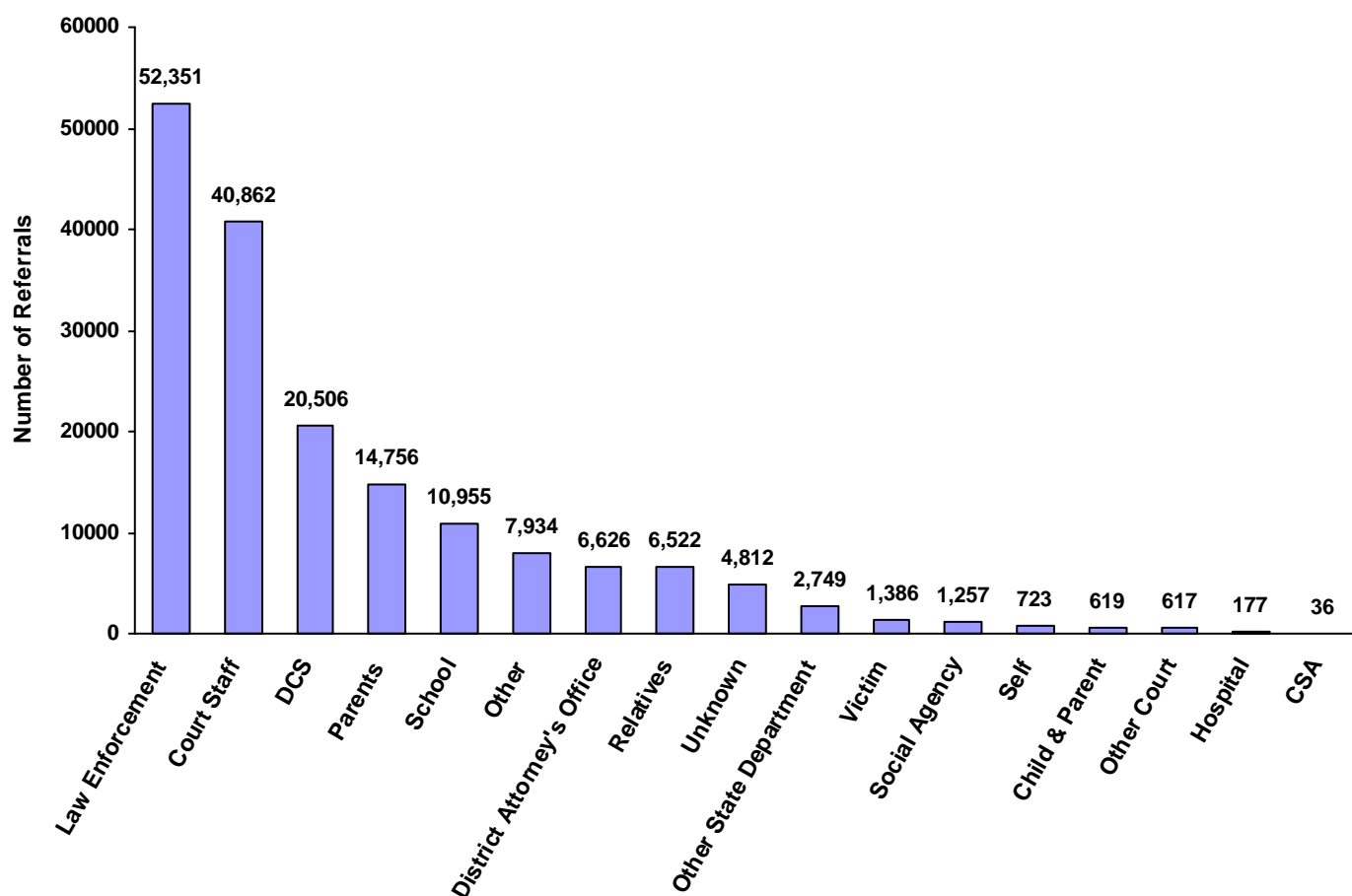




# 2014 TENNESSEE JUVENILE COURT STATISTICAL DATA

## Source of Referrals

	White Male	African American Male	Other Race Male	White Female	African American Female	Other Race Female	Unknown Race or Sex	Total	% of Total Referrals
Law Enforcement	21,162	14,610	1,045	8,550	5,043	401	1,540	52,351	30.28%
Parents	4,018	2,682	424	3,806	2,340	359	1,127	14,756	8.54%
Relatives	2,428	535	177	2,327	536	196	323	6,522	3.77%
Self	372	28	16	259	15	21	12	723	0.42%
School	4,749	1,135	174	3,199	946	165	587	10,955	6.34%
CSA	16	6	0	12	0	0	2	36	0.02%
DCS	8,148	1,494	555	6,840	976	456	2,037	20,506	11.86%
Other State Department	1,244	182	28	1,045	150	36	64	2,749	1.59%
District Attorney's Office	1,752	1,141	266	1,503	991	213	760	6,626	3.83%
Court Staff	16,299	4,886	1,046	11,031	2,259	842	4,499	40,862	23.63%
Social Agency	386	255	15	305	250	18	28	1,257	0.73%
Other Court	293	69	11	163	17	6	58	617	0.36%
Victim	504	203	30	408	155	20	66	1,386	0.80%
Child & Parent	178	117	8	179	120	8	9	619	0.36%
Hospital	50	1	1	104	3	0	18	177	0.10%
Unknown	955	1,131	142	833	946	120	685	4,812	2.78%
Other	1,849	1,460	221	1,472	1,165	169	1,598	7,934	4.59%
<b>Totals</b>	<b>64,403</b>	<b>29,935</b>	<b>4,159</b>	<b>42,036</b>	<b>15,912</b>	<b>3,030</b>	<b>13,413</b>	<b>172,888</b>	



Tennessee Council of Juvenile & Family Court Judges  
Administrative Office of the Courts

# 2014 TENNESSEE JUVENILE COURT STATISTICAL DATA

## Referral Reasons (by Type)

	White Male	African American Male	Other Race Male	White Female	African American Female	Other Race Female	Unknown Race or Sex	Total
<b><u>Delinquent</u></b>								
<b><u>Offenses Against Persons</u></b>								
Assault	1,700	1,839	115	828	1,242	73	143	5,940
Aggravated Assault	336	447	24	66	123	7	18	1,021
Aggravated Robbery	30	359	5	2	12	0	4	412
Other Sexual Offenses	149	84	8	33	18	1	6	299
Reckless Endangerment	114	90	5	14	5	1	7	236
Rape of a Child	110	43	11	12	3	1	10	190
Robbery	15	137	1	2	8	1	0	164
Aggravated Sexual Battery	83	34	4	6	1	0	7	135
Sexual Abuse of a Child	73	11	3	34	3	0	4	128
Attempted Crime Against a Person	26	57	0	0	0	0	0	83
Rape	34	36	3	2	2	0	0	77
1st Degree Murder	13	28	2	1	5	0	0	49
Aggravated Rape	8	14	3	3	0	0	0	28
Esp. Aggravated Robbery	2	13	0	7	1	1	1	25
Aggravated Kidnapping	4	16	1	0	1	0	0	22
Criminal Homicide	9	2	0	0	0	0	1	12
Aggravated Child Abuse / Neglect	8	1	0	0	1	0	0	10
Esp. Aggravated Kidnapping	1	4	1	2	0	0	0	8
Vehicular Homicide	5	1	0	0	0	0	0	6
Criminally Negligent Homicide	3	2	0	1	0	0	0	6
2nd Degree Murder	0	3	0	0	0	0	0	3
Aggravated Vehicular Homicide	0	0	0	2	0	0	0	2
<b>Totals</b>	<b>2,723</b>	<b>3,221</b>	<b>186</b>	<b>1,015</b>	<b>1,425</b>	<b>85</b>	<b>201</b>	<b>8,856</b>
<b><u>Offenses Against Property</u></b>								
Theft of Property	1,891	2,045	132	1,127	772	60	140	6,167
Vandalism	1,062	657	62	178	164	11	48	2,182
Burglary	532	351	27	42	23	9	22	1,006
Aggravated Burglary	270	575	25	40	27	2	18	957
Unauthorized Use of a Vehicle	65	44	1	22	15	6	4	157
Illegal Poss/Use of Credit/Debit Cards	36	33	1	20	7	0	3	100
Arson	52	16	3	9	2	1	0	83
Forgery	23	11	0	9	5	0	1	49
Aggravated Arson	21	17	0	2	0	0	0	40
Cruelty to Animals	11	4	1	1	1	0	0	18
Worthless Checks	1	0	0	1	0	0	0	2
<b>Totals</b>	<b>3,964</b>	<b>3,753</b>	<b>252</b>	<b>1,451</b>	<b>1,016</b>	<b>89</b>	<b>236</b>	<b>10,761</b>



# 2014 TENNESSEE JUVENILE COURT STATISTICAL DATA

## Referral Reasons (by Type)

	White Male	African American Male	Other Race Male	White Female	African American Female	Other Race Female	Unknown Race or Sex	Total
<b><u>Delinquent</u></b>								
<b><u>Illegal Conduct</u></b>								
Traffic	6,497	1,051	192	3,215	438	90	495	11,978
Violation of Probation	2,188	1,770	129	704	356	51	94	5,292
Contempt of Court	1,585	882	197	1,450	759	160	227	5,260
Disorderly Conduct	715	1,377	51	319	856	27	69	3,414
Possession of Controlled Substances	1,197	725	74	328	114	14	80	2,532
Other Drug Offenses	1,229	241	59	306	32	10	75	1,952
Possession/Consumption of Alcohol	1,044	102	37	573	32	10	42	1,840
Criminal Trespass	306	771	25	81	158	5	21	1,367
Unlawful Carrying / Poss of a Weapon	159	483	15	12	26	1	7	703
Evading Arrest	210	375	11	38	41	0	16	691
Resist Stop/Frisk/Halt/Arrest/Search	178	234	13	49	102	8	16	600
Violation of Aftercare	143	164	16	28	20	5	3	379
Public Intoxication	182	44	12	93	16	0	12	359
Carrying Weapons on School Property	127	105	8	34	34	0	8	316
Harassment	108	45	5	51	25	1	7	242
Sale of Controlled Substances	102	110	6	15	7	0	0	240
Failure to Appear	67	69	6	32	28	2	18	222
Driving Under Influence (DUI)	133	12	5	34	2	0	7	193
Criminal Impersonation	51	59	3	39	22	6	3	183
Filing a False Police Report	62	34	2	50	14	1	9	172
Escape	73	52	0	15	9	0	7	156
Violation of Wildlife Regulations	129	3	4	5	0	0	3	144
Local Ordinances	54	25	5	17	2	0	0	103
Aggravated Criminal Trespass	20	36	1	7	10	0	5	79
Gambling	2	40	0	0	1	0	0	43
Criminal Attempt	21	10	1	4	3	0	0	39
<b>Totals</b>	<b>16,582</b>	<b>8,819</b>	<b>877</b>	<b>7,499</b>	<b>3,107</b>	<b>391</b>	<b>1,224</b>	<b>38,499</b>
<b>Delinquent Totals</b>								
<b>Delinquent Totals</b>	<b>23,269</b>	<b>15,793</b>	<b>1,315</b>	<b>9,965</b>	<b>5,548</b>	<b>565</b>	<b>1,661</b>	<b>58,116</b>

## **Status**

Truancy	3,471	1,080	142	2,790	842	148	418	8,891
Unruly Behavior	1,345	680	121	1,063	345	66	148	3,768
In-State Runaway	586	514	54	698	401	64	99	2,416
Possession of Tobacco Products	1,677	191	40	339	41	7	102	2,397
Violation of Curfew	608	599	43	267	193	24	67	1,801
Violation of a Valid Court Order	312	99	21	210	39	15	25	721
Out-of-State Runaway	13	0	1	13	0	0	0	27
<b>Totals</b>	<b>8,012</b>	<b>3,163</b>	<b>422</b>	<b>5,380</b>	<b>1,861</b>	<b>324</b>	<b>859</b>	<b>20,021</b>



# 2014 TENNESSEE JUVENILE COURT STATISTICAL DATA

## Referral Reasons (by Type)

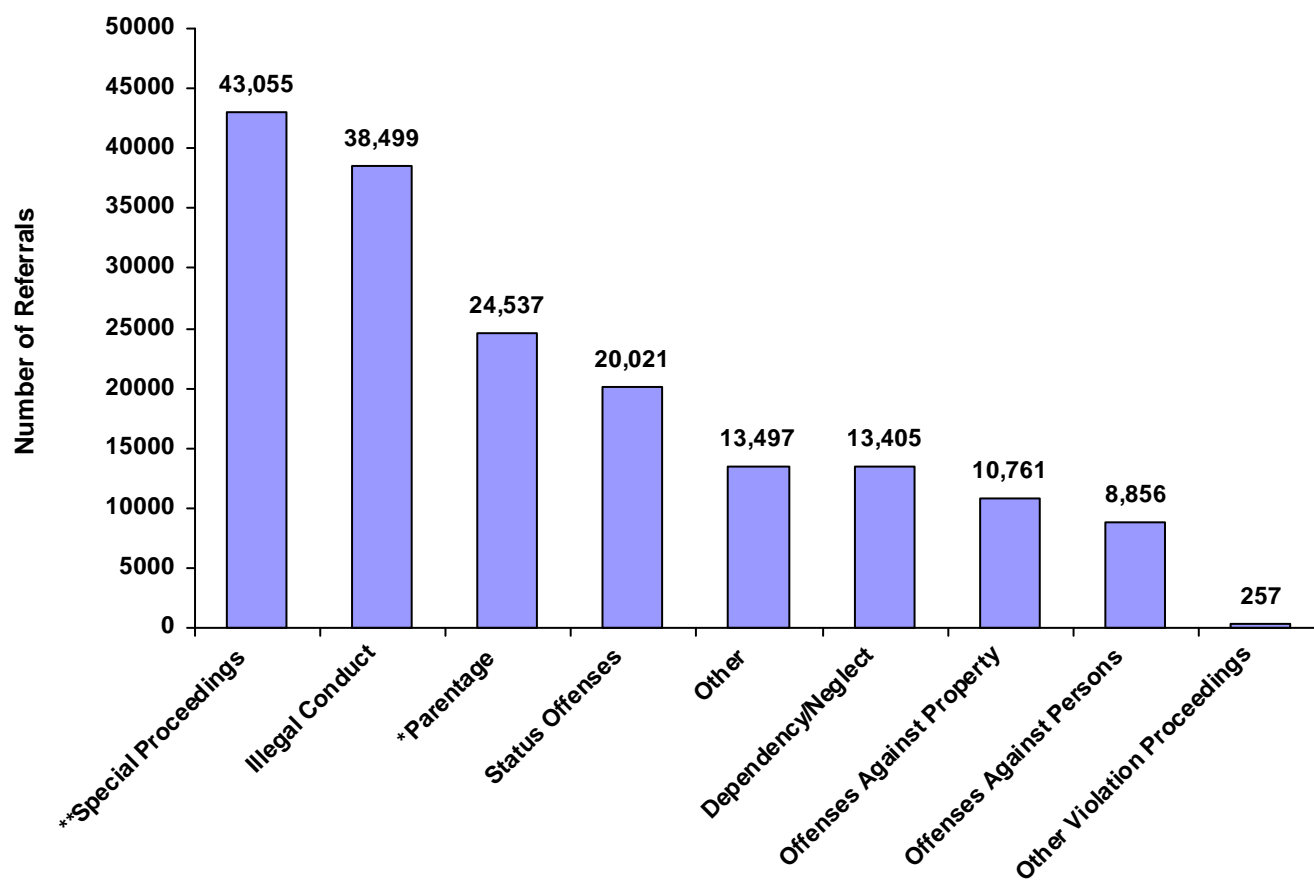
	White Male	African American Male	Other Race Male	White Female	African American Female	Other Race Female	Unknown Race or Sex	Total
<b><u>Dependency and Neglect</u></b>								
Dependency / Neglect	4,245	1,281	334	4,050	1,289	308	913	12,420
Termination of Parental Rights	318	43	28	327	33	26	88	863
Physically Abused Child	20	21	4	20	5	0	0	70
Sexually Abused Child	13	0	0	25	0	7	7	52
<b>Totals</b>	<b>4,596</b>	<b>1,345</b>	<b>366</b>	<b>4,422</b>	<b>1,327</b>	<b>341</b>	<b>1,008</b>	<b>13,405</b>
<b><u>Other Violations</u></b>								
Violation of Pretrial Diversion	109	5	1	48	6	5	3	177
Violation of Informal Adjustment	44	7	0	26	0	3	0	80
<b>Totals</b>	<b>153</b>	<b>12</b>	<b>1</b>	<b>74</b>	<b>6</b>	<b>8</b>	<b>3</b>	<b>257</b>
<b><u>Special Proceedings</u></b>								
<b><u>Parentage</u></b>								
Child Support	3,250	1,674	197	2,868	1,538	153	2,115	11,795
Custody	2,912	1,077	251	2,817	953	256	464	8,730
Visitation	650	328	65	601	316	64	286	2,310
Paternity / Legitimation	331	293	58	314	303	47	356	1,702
<b>Totals</b>	<b>7,143</b>	<b>3,372</b>	<b>571</b>	<b>6,600</b>	<b>3,110</b>	<b>520</b>	<b>3,221</b>	<b>24,537</b>
<b><u>Other</u></b>								
Judicial Review	12,644	2,336	798	9,097	1,314	693	4,332	31,214
Administrative Review	3,046	644	162	2,167	512	147	134	6,812
Foster Care Review	1,532	660	129	1,288	534	120	587	4,850
Request for Medical Treatment	50	1	1	106	2	0	18	178
Consent to Marry	0	0	0	1	0	0	0	1
<b>Totals</b>	<b>17,272</b>	<b>3,641</b>	<b>1,090</b>	<b>12,659</b>	<b>2,362</b>	<b>960</b>	<b>5,071</b>	<b>43,055</b>
<b>Special Proceedings Totals</b>	<b>24,415</b>	<b>7,013</b>	<b>1,661</b>	<b>19,259</b>	<b>5,472</b>	<b>1,480</b>	<b>8,292</b>	<b>67,592</b>
<b><u>All Other Referrals</u></b>								
Other	3,958	2,609	394	2,936	1,698	312	1,590	13,497
<b>Totals</b>	<b>3,958</b>	<b>2,609</b>	<b>394</b>	<b>2,936</b>	<b>1,698</b>	<b>312</b>	<b>1,590</b>	<b>13,497</b>
<b>All Referral Totals</b>	<b>64,403</b>	<b>29,935</b>	<b>4,159</b>	<b>42,036</b>	<b>15,912</b>	<b>3,030</b>	<b>13,413</b>	<b>172,888</b>



# 2014 TENNESSEE JUVENILE COURT STATISTICAL DATA

## Referrals (by Type)

	White Male	African American Male	Other Race Male	White Female	African American Female	Other Race Female	Unknown Race or Sex	Total	% of Total Referrals
<b>Delinquent</b>									
Offenses Against Persons	2,723	3,221	186	1,015	1,425	85	201	8,856	5.12%
Offenses Against Property	3,964	3,753	252	1,451	1,016	89	236	10,761	6.22%
Illegal Conduct	16,582	8,819	877	7,499	3,107	391	1,224	38,499	22.27%
Status Offenses	8,012	3,163	422	5,380	1,861	324	859	20,021	11.58%
Dependency/Neglect	4,596	1,345	366	4,422	1,327	341	1,008	13,405	7.75%
Other Violation Proceedings	153	12	1	74	6	8	3	257	0.15%
Parentage*	7,143	3,372	571	6,600	3,110	520	3,221	24,537	14.19%
Special Proceedings**	17,272	3,641	1,090	12,659	2,362	960	5,071	43,055	24.90%
Other	3,958	2,609	394	2,936	1,698	312	1,590	13,497	7.81%
<b>Totals</b>	<b>64,403</b>	<b>29,935</b>	<b>4,159</b>	<b>42,036</b>	<b>15,912</b>	<b>3,030</b>	<b>13,413</b>	<b>172,888</b>	



\* Parentage includes: Custody, Visitation, Paternity/Legitimation and Child Support

\*\*Special Proceedings include: Judicial Review, Administrative Review, Foster Care Review, Request for Medical Treatment and Consent to Marry

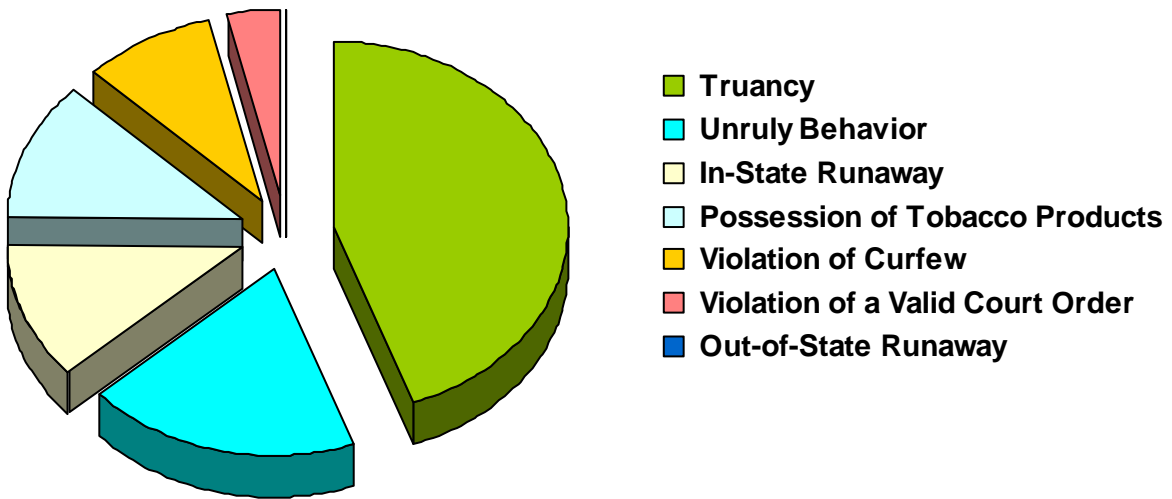
A Status offense is an offense committed by a child that if committed by an adult, would not be considered an offense or unlawful act. An example of this is smoking when not legally an adult.



Tennessee Council of Juvenile & Family Court Judges  
Administrative Office of the Courts

## 2014 TENNESSEE JUVENILE COURT STATISTICAL DATA

### Referrals for Status/Unruly Offenses



Referral Reason	Count	Percent
Truancy	8,891	44.41%
Unruly Behavior	3,768	18.82%
In-State Runaway	2,416	12.07%
Possession of Tobacco Products	2,397	11.97%
Violation of Curfew	1,801	9.00%
Violation of a Valid Court Order	721	3.60%
Out-of-State Runaway	27	0.13%
<b>Total</b>	<b>20,021</b>	



## 2014 TENNESSEE JUVENILE COURT STATISTICAL DATA

### Delinquent Referrals (by Sex)

	White	African American	Native American	Asian	Mixed Race	Unknown Race	Total
<b>Male</b>	23,269	15,793	31	146	1,138	999	<b>41,376</b>
<b>Female</b>	9,965	5,548	13	44	508	356	<b>16,434</b>
<b>Unknown Sex</b>	17	2	0	0	0	287	<b>306</b>
<b>Totals</b>	<b>33,251</b>	<b>21,343</b>	<b>44</b>	<b>190</b>	<b>1,646</b>	<b>1,642</b>	<b>58,116</b>

### Status/Unruly Referrals (by Sex)

	White	African American	Native American	Asian	Mixed Race	Unknown Race	Total
<b>Male</b>	8,012	3,163	23	34	365	445	<b>12,042</b>
<b>Female</b>	5,380	1,861	9	38	277	313	<b>7,878</b>
<b>Unknown Sex</b>	10	1	0	0	0	90	<b>101</b>
<b>Totals</b>	<b>13,402</b>	<b>5,025</b>	<b>32</b>	<b>72</b>	<b>642</b>	<b>848</b>	<b>20,021</b>

### Dependency/Neglect/Abuse Referrals (by Sex)

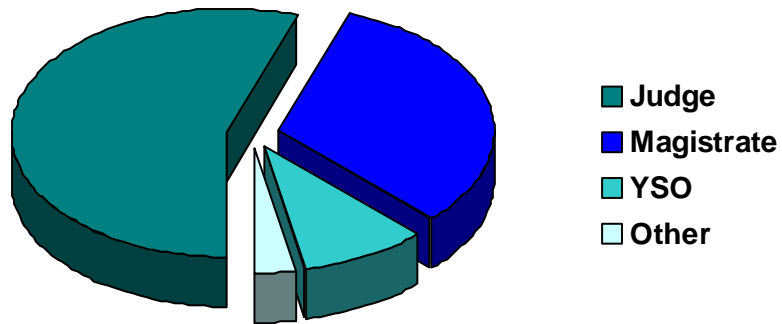
	White	African American	Native American	Asian	Mixed Race	Unknown Race	Total
<b>Male</b>	4,596	1,345	3	14	349	327	<b>6,634</b>
<b>Female</b>	4,422	1,327	4	15	322	320	<b>6,410</b>
<b>Unknown Sex</b>	10	5	0	0	2	344	<b>361</b>
<b>Totals</b>	<b>9,028</b>	<b>2,677</b>	<b>7</b>	<b>29</b>	<b>673</b>	<b>991</b>	<b>13,405</b>



## 2014 TENNESSEE JUVENILE COURT STATISTICAL DATA

### Breakdown of Referrals by the Person Executing the Action

Juvenile Court cases and referrals can be disposed by either a Judge, Magistrate, Youth Services Officer (YSO) or Probation Officer (PO). All cases involving a formal hearing and an adjudication can only be disposed by judges, magistrates, and special judges. Cases that are handled informally through either an informal adjustment, pre-trial diversion, or any other type of informal, non-judicial action can be disposed by persons designated by the court to take action.



	Referrals	% of Referrals
Judge	95,572	55.28%
Magistrate	55,939	32.36%
YSO	16,297	9.43%
Other	5,080	2.94%
<b>Total</b>	<b>172,888</b>	





# **Dispositional Actions**

## **Case Outcomes**



## 2014 TENNESSEE JUVENILE COURT STATISTICAL DATA

### Dispositional Actions

After a referral is made to the juvenile court, decisions are made regarding how the court will proceed. For Delinquent and Status Offense case types, if the decision is made to handle the referral informally, two options are open to the court: Pretrial Diversion and Informal Adjustment. These two procedures are quite similar in that they are both a voluntary agreement between the Youth Services Officer/Probation Officer, the child, and the parents to address the problem but avoid a formal court hearing and an official finding of guilt. The difference between Pretrial Diversion and Informal Adjustment is the extent to which the Judge or Magistrate is involved. Pretrial Diversion requires judicial approval of the voluntary agreement. Informal Adjustment is subject to judicial approval, but does not require it prior to initiation.

When the court believes that it is in the best interest of the child and/or the community, a Formal Adjudicatory Proceeding or Hearing is held regarding the child's referral to juvenile court. The adjudicatory hearing is a formal proceeding in which the Judge or Magistrate determines whether the motion made on behalf of the child (or the complaint made against the child) is substantiated. If substantiation of the motion/complaint occurs, a dispositional hearing must be held; this can happen either immediately or at a later date.

In Special Proceedings and Dependent/Neglected cases, the court may hold a formal hearing to determine if the referral is substantiated.

### Dispositional Actions:

(Five maximum for data entry)

#### Formal Adjudications

Dismissed  
Retired or *Nolle Prosequi*  
Complaint Substantiated Delinquent  
Complaint Substantiated Status Offender  
Complaint Substantiated Dependent/Neglected  
Complaint Substantiated Abused  
Complaint Substantiated Mentally Ill

#### Court Actions

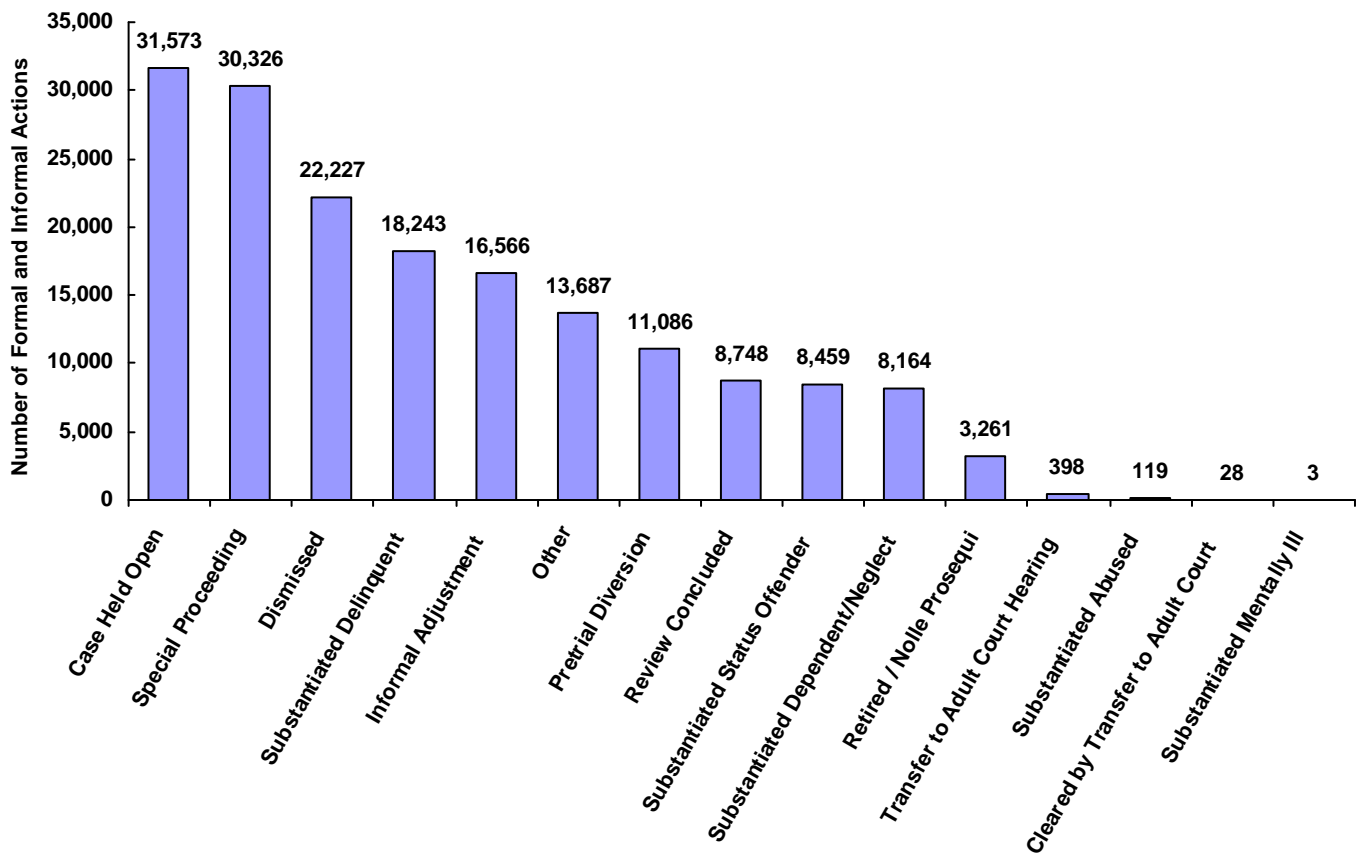
Informal Adjustment  
Pretrial Diversion  
Transfer to Adult Court Hearing  
Charges Cleared by Transfer to Adult Court  
Special Proceeding  
Review Concluded  
Case Held Open  
Other



# 2014 TENNESSEE JUVENILE COURT STATISTICAL DATA

## Dispositional Actions (by Type)

	White Male	African American Male	Other Race Male	White Female	African American Female	Other Race Female	Unknown Race or Sex	Total	% of Total Referrals
<b>Formal</b>									
Dismissed	8,730	3,329	477	5,763	2,284	364	1,280	22,227	12.86%
Retired / Nolle Prosequi	1,226	801	74	561	317	44	238	3,261	1.89%
Substantiated Delinquent	7,489	5,874	420	2,412	1,454	145	449	18,243	10.55%
Substantiated Status Offender	3,582	1,232	215	2,154	675	128	473	8,459	4.89%
Substantiated Dependent/Neglect	2,711	980	252	2,484	962	233	542	8,164	4.72%
Substantiated Abused	49	15	4	31	9	1	10	119	0.07%
Substantiated Mentally Ill	2	1	0	0	0	0	0	3	0.00%
<b>Informal</b>									
Informal Adjustment	4,710	5,904	270	2,617	2,662	149	254	16,566	9.58%
Pretrial Diversion	3,957	2,957	222	2,170	1,407	189	184	11,086	6.41%
Transfer to Adult Court Hearing	67	301	8	11	3	1	7	398	0.23%
Cleared by Transfer to Adult Court	14	8	1	5	0	0	0	28	0.02%
Special Proceeding	10,983	2,953	792	9,476	2,315	663	3,144	30,326	17.54%
Review Concluded	3,396	872	166	2,643	637	164	870	8,748	5.06%
Case Held Open	12,258	3,086	898	7,912	1,850	718	4,851	31,573	18.26%
Unknown	0	0	0	0	0	0	0	0	0.00%
Other	5,229	1,622	360	3,797	1,337	231	1,111	13,687	7.92%
<b>Totals</b>	<b>64,403</b>	<b>29,935</b>	<b>4,159</b>	<b>42,036</b>	<b>15,912</b>	<b>3,030</b>	<b>13,413</b>	<b>172,888</b>	



# 2014 TENNESSEE JUVENILE COURT STATISTICAL DATA

## Formal and Informal Actions (by Type)

	White Male	African American Male	Other Race Male	White Female	African American Female	Other Race Female	Unknown Race or Sex	Total
<b>Delinquent</b>								
<b>Offenses Against Persons</b>								
Substantiated Delinquent	798	899	60	225	269	10	20	2,281
Informal Adjustment	160	1,029	17	97	674	10	11	1,998
Pretrial Diversion	341	446	11	176	189	14	19	1,196
Case Held Open	505	176	46	171	74	18	92	1,082
Dismissed	377	246	18	149	103	12	23	928
Retired / Nolle Prosequi	110	117	9	43	78	8	20	385
Special Proceeding	157	34	7	62	4	1	4	269
Other	122	51	6	37	18	8	5	247
Substantiated Status Offender	88	43	3	41	15	3	5	198
Transfer to Adult Court Hearing	26	159	4	3	1	0	0	193
Substantiated Dependent/Neglect	17	12	5	6	0	1	1	42
Review Concluded	18	5	0	5	0	0	1	29
Cleared by Transfer to Adult Court	3	3	0	0	0	0	0	6
Substantiated Abused	1	1	0	0	0	0	0	2
Substantiated Mentally Ill	0	0	0	0	0	0	0	0
Unknown	0	0	0	0	0	0	0	0
<b>Total</b>	<b>2,723</b>	<b>3,221</b>	<b>186</b>	<b>1,015</b>	<b>1,425</b>	<b>85</b>	<b>201</b>	<b>8,856</b>

## Delinquent

<b>Offenses Against Property</b>								
Substantiated Delinquent	1,415	1,489	79	370	253	21	62	3,689
Informal Adjustment	430	1,102	34	293	451	21	17	2,348
Pretrial Diversion	619	453	28	285	115	16	35	1,551
Case Held Open	499	151	39	166	59	21	53	988
Dismissed	436	238	21	161	73	6	27	962
Retired / Nolle Prosequi	124	161	14	25	36	2	21	383
Other	146	48	18	66	15	1	9	303
Substantiated Status Offender	126	31	12	31	8	1	11	220
Special Proceeding	124	15	3	42	4	0	0	188
Transfer to Adult Court Hearing	19	59	1	2	0	0	1	82
Review Concluded	14	5	2	7	2	0	0	30
Substantiated Dependent/Neglect	10	0	1	0	0	0	0	11
Cleared by Transfer to Adult Court	1	1	0	3	0	0	0	5
Substantiated Abused	1	0	0	0	0	0	0	1
Substantiated Mentally Ill	0	0	0	0	0	0	0	0
Unknown	0	0	0	0	0	0	0	0
<b>Total</b>	<b>3,964</b>	<b>3,753</b>	<b>252</b>	<b>1,451</b>	<b>1,016</b>	<b>89</b>	<b>236</b>	<b>10,761</b>



# 2014 TENNESSEE JUVENILE COURT STATISTICAL DATA

## Formal and Informal Actions (by Type)

	White Male	African American Male	Other Race Male	White Female	African American Female	Other Race Female	Unknown Race or Sex	Total
<b>Delinquent</b>								
<b>Illegal Conduct</b>								
Substantiated Delinquent	3,822	2,747	186	1,042	578	56	214	8,645
Dismissed	3,457	884	149	1,962	457	77	257	7,243
Informal Adjustment	2,448	2,315	121	1,199	783	40	154	7,060
Case Held Open	2,169	917	208	1,081	645	125	238	5,383
Pretrial Diversion	1,359	1,019	51	564	283	31	69	3,376
Substantiated Status Offender	929	325	47	442	161	25	107	2,036
Other	1,074	140	46	498	63	7	37	1,865
Retired / Nolle Prosequi	558	344	32	234	117	15	78	1,378
Special Proceeding	585	41	29	389	17	10	51	1,122
Review Concluded	141	8	5	73	2	4	14	247
Transfer to Adult Court Hearing	8	62	2	1	0	0	1	74
Substantiated Dependent/Neglect	21	13	1	10	1	1	4	51
Cleared by Transfer to Adult Court	9	4	0	0	0	0	0	13
Substantiated Abused	1	0	0	4	0	0	0	5
Substantiated Mentally Ill	1	0	0	0	0	0	0	1
Unknown	0	0	0	0	0	0	0	0
<b>Total</b>	<b>16,582</b>	<b>8,819</b>	<b>877</b>	<b>7,499</b>	<b>3,107</b>	<b>391</b>	<b>1,224</b>	<b>38,499</b>
<b>Delinquent Total</b>	<b>23,269</b>	<b>15,793</b>	<b>1,315</b>	<b>9,965</b>	<b>5,548</b>	<b>565</b>	<b>1,661</b>	<b>58,116</b>

## Status

Substantiated Status Offender	2,239	784	140	1,490	473	91	329	5,546
Informal Adjustment	1,401	931	84	862	407	70	48	3,803
Dismissed	1,138	437	56	884	365	42	185	3,107
Case Held Open	1,354	233	57	1,032	140	63	142	3,021
Pretrial Diversion	429	355	19	276	255	25	23	1,382
Substantiated Delinquent	553	217	26	276	78	10	55	1,215
Other	332	75	25	179	60	7	9	687
Retired / Nolle Prosequi	235	90	6	139	37	3	30	540
Special Proceeding	144	13	6	129	5	7	3	307
Review Concluded	135	17	0	88	24	3	31	298
Substantiated Dependent/Neglect	48	9	2	21	17	3	3	103
Transfer to Adult Court Hearing	1	2	1	3	0	0	1	8
Substantiated Abused	2	0	0	0	0	0	0	2
Cleared by Transfer to Adult Court	1	0	0	1	0	0	0	2
Substantiated Mentally Ill	0	0	0	0	0	0	0	0
Unknown	0	0	0	0	0	0	0	0
<b>Total</b>	<b>8,012</b>	<b>3,163</b>	<b>422</b>	<b>5,380</b>	<b>1,861</b>	<b>324</b>	<b>859</b>	<b>20,021</b>



## 2014 TENNESSEE JUVENILE COURT STATISTICAL DATA

### Formal and Informal Actions (by Type)

	White Male	African American Male	Other Race Male	White Female	African American Female	Other Race Female	Unknown Race or Sex	Total
<b>Dependency and Neglect</b>								
Substantiated Dependent/Neglect	1,459	660	142	1,357	667	120	310	4,715
Case Held Open	1,121	51	60	1,161	43	65	442	2,943
Special Proceeding	750	63	33	767	47	21	56	1,737
Dismissed	300	253	35	278	262	34	62	1,224
Pretrial Diversion	350	202	34	286	186	45	0	1,103
Other	411	30	33	375	35	38	72	994
Substantiated Delinquent	63	35	17	78	44	12	25	274
Review Concluded	68	3	3	66	2	3	29	174
Informal Adjustment	14	27	5	12	27	1	1	87
Substantiated Abused	30	14	4	18	9	1	7	83
Retired / Nolle Prosequi	13	4	0	13	3	1	4	38
Substantiated Status Offender	17	1	0	10	1	0	0	29
Transfer to Adult Court Hearing	0	1	0	1	1	0	0	3
Substantiated Mentally Ill	0	1	0	0	0	0	0	1
Cleared by Transfer to Adult Court	0	0	0	0	0	0	0	0
Unknown	0	0	0	0	0	0	0	0
<b>Total</b>	<b>4,596</b>	<b>1,345</b>	<b>366</b>	<b>4,422</b>	<b>1,327</b>	<b>341</b>	<b>1,008</b>	<b>13,405</b>

### **Other Violations**

Substantiated Delinquent	69	3	1	24	1	2	1	101
Dismissed	19	2	0	16	0	2	2	41
Other	16	1	0	10	5	1	0	33
Special Proceeding	21	2	0	9	0	0	0	32
Case Held Open	10	1	0	7	0	1	0	19
Retired / Nolle Prosequi	5	1	0	3	0	1	0	10
Substantiated Status Offender	7	0	0	2	0	1	0	10
Pretrial Diversion	4	1	0	1	0	0	0	6
Substantiated Dependent/Neglect	0	1	0	2	0	0	0	3
Informal Adjustment	2	0	0	0	0	0	0	2
Substantiated Abused	0	0	0	0	0	0	0	0
Substantiated Mentally Ill	0	0	0	0	0	0	0	0
Transfer to Adult Court Hearing	0	0	0	0	0	0	0	0
Cleared by Transfer to Adult Court	0	0	0	0	0	0	0	0
Review Concluded	0	0	0	0	0	0	0	0
Unknown	0	0	0	0	0	0	0	0
<b>Total</b>	<b>153</b>	<b>12</b>	<b>1</b>	<b>74</b>	<b>6</b>	<b>8</b>	<b>3</b>	<b>257</b>



# 2014 TENNESSEE JUVENILE COURT STATISTICAL DATA

## Formal and Informal Actions (by Type)

	White Male	African American Male	Other Race Male	White Female	African American Female	Other Race Female	Unknown Race or Sex	Total
<b>Special Proceedings</b>								
<b>Parentage</b>								
Special Proceeding	2,482	847	196	2,308	764	175	1,285	8,057
Other	1,388	1,064	88	1,295	987	74	785	5,681
Dismissed	909	614	81	820	603	68	353	3,448
Case Held Open	902	211	51	810	175	44	530	2,723
Pretrial Diversion	495	331	64	411	329	56	9	1,695
Substantiated Dependent/Neglect	524	102	63	491	98	75	184	1,537
Substantiated Delinquent	148	133	12	154	104	14	13	578
Review Concluded	211	14	10	241	14	6	50	546
Retired / Nolle Prosequi	37	40	6	29	29	8	1	150
Informal Adjustment	43	16	0	37	7	0	6	109
Substantiated Status Offender	4	0	0	4	0	0	2	10
Transfer to Adult Court Hearing	0	0	0	0	0	0	3	3
Substantiated Abused	0	0	0	0	0	0	0	0
Substantiated Mentally Ill	0	0	0	0	0	0	0	0
Cleared by Transfer to Adult Court	0	0	0	0	0	0	0	0
Unknown	0	0	0	0	0	0	0	0
<b>Total</b>	<b>7,143</b>	<b>3,372</b>	<b>571</b>	<b>6,600</b>	<b>3,110</b>	<b>520</b>	<b>3,221</b>	<b>24,537</b>

## Special Proceedings

<b>Other</b>								
Case Held Open	5,456	1,304	426	3,322	707	365	3,247	14,827
Special Proceeding	4,911	544	265	4,250	377	234	624	11,205
Review Concluded	2,636	786	136	2,031	577	138	655	6,959
Dismissed	1,811	419	93	1,295	276	100	262	4,256
Other	909	130	83	795	109	59	74	2,159
Substantiated Dependent/Neglect	503	175	32	451	169	27	34	1,391
Substantiated Delinquent	426	121	22	149	74	18	43	853
Pretrial Diversion	224	52	12	126	26	1	25	466
Retired / Nolle Prosequi	117	33	7	57	15	6	76	311
Informal Adjustment	127	46	3	80	22	5	14	297
Substantiated Status Offender	126	25	11	92	9	6	13	282
Substantiated Abused	14	0	0	9	0	0	3	26
Transfer to Adult Court Hearing	12	6	0	1	1	1	1	22
Cleared by Transfer to Adult Court	0	0	0	1	0	0	0	1
Substantiated Mentally Ill	0	0	0	0	0	0	0	0
Unknown	0	0	0	0	0	0	0	0
<b>Total</b>	<b>17,272</b>	<b>3,641</b>	<b>1,090</b>	<b>12,659</b>	<b>2,362</b>	<b>960</b>	<b>5,071</b>	<b>43,055</b>

**Special Proceedings Total**      **24,415**      **7,013**      **1,661**      **19,259**      **5,472**      **1,480**      **8,292**      **67,592**



Tennessee Council of Juvenile & Family Court Judges  
Administrative Office of the Courts

## 2014 TENNESSEE JUVENILE COURT STATISTICAL DATA

### Formal and Informal Actions (by Type)

	White Male	African American Male	Other Race Male	White Female	African American Female	Other Race Female	Unknown Race or Sex	Total
<b>All Other Referrals</b>								
Special Proceeding	1,809	1,394	253	1,520	1,097	215	1,121	<b>7,409</b>
Other	831	83	61	542	45	36	120	<b>1,718</b>
Dismissed	283	236	24	198	145	23	109	<b>1,018</b>
Informal Adjustment	85	438	6	37	291	2	3	<b>862</b>
Substantiated Delinquent	195	230	17	94	53	2	16	<b>607</b>
Case Held Open	242	42	11	162	7	16	107	<b>587</b>
Review Concluded	173	34	10	132	16	10	90	<b>465</b>
Substantiated Dependent/Neglect	129	8	6	146	10	6	6	<b>311</b>
Pretrial Diversion	136	98	3	45	24	1	4	<b>311</b>
Substantiated Status Offender	46	23	2	42	8	1	6	<b>128</b>
Retired / Nolle Prosequi	27	11	0	18	2	0	8	<b>66</b>
Transfer to Adult Court Hearing	1	12	0	0	0	0	0	<b>13</b>
Substantiated Mentally Ill	1	0	0	0	0	0	0	<b>1</b>
Cleared by Transfer to Adult Court	0	0	1	0	0	0	0	<b>1</b>
Substantiated Abused	0	0	0	0	0	0	0	<b>0</b>
Unknown	0	0	0	0	0	0	0	<b>0</b>
<b>Total</b>	<b>3,958</b>	<b>2,609</b>	<b>394</b>	<b>2,936</b>	<b>1,698</b>	<b>312</b>	<b>1,590</b>	<b>13,497</b>
<b>All Formal and Informal Actions Total</b>								
<b>All Formal and Informal Actions Total</b>	<b>64,403</b>	<b>29,935</b>	<b>4,159</b>	<b>42,036</b>	<b>15,912</b>	<b>3,030</b>	<b>13,413</b>	<b>172,888</b>





# 2014 TENNESSEE JUVENILE COURT STATISTICAL DATA

## Case Outcomes

The outcomes of a case indicate the type of action(s) and/or service(s) that are to be established as a result of all of the referrals associated with a case. These actions are intended to provide the best chance of rehabilitation while protecting the rights, safety, and well being of each child as well as enforce the laws of the state as it pertains to the type and severity of each offense.

Each case can report up to eight outcomes that can be the result of more than one of the referrals associated with the case. Therefore, the number of outcomes will not correlate to the number of referrals or dispositional actions/procedures involved in a case. A child may be given any number of outcomes but for statistical purposes, only eight (8) are reported.

### Case Outcomes:

(Eight maximum for data entry)

#### General Actions

Case Dismissed  
Case Retired or *Nolle Prosequi*  
Warned/Counseled  
Held Open for Review  
Supervision/Probation to Juvenile Court  
Probation to Parents  
Referral to another Entity for  
Supervision/Service  
Referred for Mental Health Counseling  
Referred for Alcohol and Drug  
Counseling  
Referred to Alternative School  
Referred to Private Child Agency  
Referred to Defensive Driving School  
Referred to Alcohol Safety School  
Referred to Juvenile Court Education  
Based Program  
Driver's License Held Informally  
Voluntary Placement with DMHMR  
Private Mental Health Placement  
Private MR Placement  
Placement with City/County  
Agency/Facility  
Placement with Relative/Other Individual  
Fine  
Public Service  
Restitution  
Runaway Returned  
No Contract Order  
Injunction Other than No Contract Order  
House Arrest  
Court Defined Curfew  
Dismissed from Informal Adjustment  
Dismissed from Pretrial Diversion  
Released from Probation

### Formal Actions

Transferred to Adult Court  
DMHMR Involuntary Commitment  
DCS Commitment - Determinate  
DCS Commitment/Custody  
DCS Commitment - Suspended  
DCS Intensive Probation  
Other Intensive Probation  
DCS Probation  
Placed under a Valid Court Order  
Supervision by DCS  
Transferred to another Juvenile Court  
For Disposition  
Parental Rights Terminated  
Parental Rights Not Terminated

### Special Proceedings

Order of Reference to DCS  
Court Costs  
Foster Care Terminated  
Foster Care Continued  
Custody Changed  
Custody Unchanged  
Visitation Changed  
Visitation Unchanged  
Voluntary Acknowledgment of Paternity  
Paternity Determined/Child Legitimated  
Paternity Not Determined/ Child Not  
Legitimated  
Child Support Granted  
Child Support Amended  
Child Support Denied  
Child Support Terminated  
Request for Medical Treatment Granted  
Request for Medical Treatment Denied  
Consent to Marry Granted  
Consent to Marry Denied

### Other Outcomes

Other



# 2014 TENNESSEE JUVENILE COURT STATISTICAL DATA

## Case Outcomes (by Type)

	White Male	African American Male	Other Race Male	White Female	African American Female	Other Race Female	Unknown Race or Sex	Total
<b>General Action Codes</b>								
Held Open For Review	17,043	6,249	1,060	11,802	3,369	942	4,484	44,949
Case Dismissed	7,787	4,166	453	5,380	2,607	366	1,238	21,997
Warned / Counseled	4,497	4,127	318	2,638	2,193	238	1,167	15,178
Public Service	4,256	1,110	190	1,957	443	89	245	8,290
Supervision / Probation to Juvenile Court	2,853	1,744	152	1,270	509	71	133	6,732
Fine	3,344	372	68	1,477	198	49	186	5,694
No Contact Order	1,890	671	115	1,314	297	52	194	4,533
Case Retired or Nolle Prosequi	1,501	787	71	827	357	40	492	4,075
Placement with Relative / Other Individual	798	923	86	702	836	75	22	3,442
Referred to Defensive Driving School	1,821	106	29	1,094	73	28	122	3,273
Referred for Mental Health Counseling	1,212	647	71	706	305	51	92	3,084
Referred for Alcohol and Drug Counseling	1,580	235	79	648	56	25	99	2,722
Released from Probation	956	358	48	432	143	27	44	2,008
Referral to Another Entity for Superv/Servc	797	290	74	590	131	43	81	2,006
Referral to Juvenile Court Educ-Based Pgm	964	186	50	510	111	25	139	1,985
Restitution	859	545	61	194	114	12	66	1,851
Probation to Parents	738	379	25	412	141	22	91	1,808
House Arrest	796	390	70	300	108	15	71	1,750
Dismissed from Informal Adjustment	767	115	13	507	74	16	69	1,561
Injunction Other than No Contact Order	382	169	45	318	86	28	134	1,162
Driver's License Held Informally	623	182	12	277	25	4	10	1,133
Court Defined Curfew	538	170	46	204	70	15	12	1,055
Dismissed from Pretrial Diversion	431	68	18	222	34	16	25	814
Referred to Alcohol Safety School	205	99	17	90	19	1	25	456
Placement with City/Cnty Agcy/Facility	219	82	35	92	9	11	6	454
Runaway Returned	35	44	8	81	30	15	1	214
Referred to Alternative School	96	31	5	38	12	2	13	197
Private Mental Health Placement	52	7	2	15	11	0	28	115
Referred to Private Child Agency	48	11	3	16	2	0	1	81
Voluntary Placement with DMHMR	4	0	0	3	0	1	0	8
Private MR Placement	3	0	0	1	0	0	0	4
<b>Totals</b>	<b>57,095</b>	<b>24,263</b>	<b>3,224</b>	<b>34,117</b>	<b>12,363</b>	<b>2,279</b>	<b>9,290</b>	<b>142,631</b>



# 2014 TENNESSEE JUVENILE COURT STATISTICAL DATA

## Case Outcomes (by Type)

	White Male	African American Male	Other Race Male	White Female	African American Female	Other Race Female	Unknown Race or Sex	Total
<b>Formal Action Codes</b>								
Placed Under a Valid Court Order	1,846	608	143	1,192	264	97	301	4,451
DCS Commitment - Custody	1,362	747	116	708	253	79	233	3,498
DCS Probation	1,222	301	70	435	82	18	41	2,169
Transfer to Another Juvenile Court for Dispo	395	90	29	203	41	8	20	786
Other Intensive Probation	422	107	20	135	28	4	19	735
DCS Commitment - Suspended	366	171	26	106	20	3	16	708
Parental Rights Terminated	228	20	18	235	8	15	77	601
Supervision by DCS	176	21	10	122	12	3	18	362
Transferred to Adult Court	41	160	5	4	3	0	4	217
DCS Commitment - Determinate	48	76	3	18	11	2	8	166
DCS Intensive Probation	97	15	10	20	5	0	3	150
Parental Rights Not Terminated	12	8	0	6	0	0	5	31
DMHMR Involuntary Commitment	9	1	0	1	0	0	1	12
<b>Totals</b>	<b>6,224</b>	<b>2,325</b>	<b>450</b>	<b>3,185</b>	<b>727</b>	<b>229</b>	<b>746</b>	<b>13,886</b>

## Special Proceedings

Court Costs	9,179	2,344	427	5,298	1,284	265	895	19,692
Foster Care Continued	2,539	790	258	2,318	619	222	685	7,431
Custody Changed	2,856	407	193	2,691	323	184	587	7,241
Visitation Changed	2,293	422	167	2,141	419	149	718	6,309
Child Support Granted	1,594	766	87	1,491	689	81	1,491	6,199
Custody Unchanged	2,446	264	148	2,266	205	138	312	5,779
Visitation Unchanged	808	58	45	768	64	54	141	1,938
Child Support Amended	675	177	38	616	171	24	120	1,821
Paternity Determined / Child Legitimated	239	193	31	214	214	25	236	1,152
Foster Care Terminated	194	28	9	148	34	13	23	449
Child Support Terminated	141	22	4	142	14	4	22	349
Order of Reference to DCS	145	19	12	114	5	15	10	320
Child Support Denied	27	30	8	33	25	8	1	132
Voluntary Acknowledgement of Paternity	27	10	3	23	9	2	9	83
Paternity Not Determ/Child Not Legitimated	15	2	3	10	4	3	9	46
Request for Medical Treatment Granted	1	1	0	0	0	0	2	4
Consent to Marry Granted	0	0	0	2	0	0	0	2
Request for Medical Treatment Denied	0	0	0	1	0	0	0	1
Consent to Marry Denied	0	0	0	0	0	0	0	0
<b>Totals</b>	<b>23,179</b>	<b>5,533</b>	<b>1,433</b>	<b>18,276</b>	<b>4,079</b>	<b>1,187</b>	<b>5,261</b>	<b>58,948</b>

## Other Outcome Codes

Other	15,378	5,325	1,165	10,645	3,254	832	3,200	39,799
<b>Totals</b>	<b>15,378</b>	<b>5,325</b>	<b>1,165</b>	<b>10,645</b>	<b>3,254</b>	<b>832</b>	<b>3,200</b>	<b>39,799</b>

<b>All Outcome Totals</b>	<b>101,876</b>	<b>37,446</b>	<b>6,272</b>	<b>66,223</b>	<b>20,423</b>	<b>4,527</b>	<b>18,497</b>	<b>255,264</b>
---------------------------	----------------	---------------	--------------	---------------	---------------	--------------	---------------	----------------



Tennessee Council of Juvenile & Family Court Judges  
Administrative Office of the Courts

# Individual Court Information



# 2014 TENNESSEE JUVENILE COURT STATISTICAL DATA

## Cases Transferred to Adult Court (by Court)

Court	White Male	African American Male	Other Race Male	White Female	African American Female	Other Race Female	Unknown Race or Sex	Total	% of Total
Shelby	1	92	1	0	0	0	0	94	43.3%
Hamilton	4	26	0	0	0	0	0	30	13.8%
Knox	0	13	1	0	0	0	0	14	6.5%
Madison	0	12	0	0	0	0	0	12	5.5%
Hamblen	11	0	0	0	0	0	0	11	5.1%
Maury	2	4	0	0	0	0	0	6	2.8%
Montgomery	1	1	0	0	2	0	2	6	2.8%
Crockett	3	0	1	0	0	0	0	4	1.8%
Hawkins	4	0	0	0	0	0	0	4	1.8%
Sumner	0	1	2	0	0	0	0	3	1.4%
Wilson	3	0	0	0	0	0	0	3	1.4%
Davidson	0	2	0	0	0	0	0	2	0.9%
Hardin	1	1	0	0	0	0	0	2	0.9%
Houston	1	0	0	1	0	0	0	2	0.9%
Jefferson	1	1	0	0	0	0	0	2	0.9%
Johnson City	0	2	0	0	0	0	0	2	0.9%
McMinn	1	1	0	0	0	0	0	2	0.9%
Weakley	0	1	0	0	0	0	1	2	0.9%
Cheatham	1	0	0	0	0	0	0	1	0.5%
Dyer	0	1	0	0	0	0	0	1	0.5%
Fentress	1	0	0	0	0	0	0	1	0.5%
Greene	1	0	0	0	0	0	0	1	0.5%
Hardeman	1	0	0	0	0	0	0	1	0.5%
Haywood	0	1	0	0	0	0	0	1	0.5%
Henry	0	0	0	1	0	0	0	1	0.5%
Humphreys	1	0	0	0	0	0	0	1	0.5%
Perry	1	0	0	0	0	0	0	1	0.5%
Sequatchie	0	0	0	1	0	0	0	1	0.5%
Sevier	1	0	0	0	0	0	0	1	0.5%
Smith	0	1	0	0	0	0	0	1	0.5%
Unicoi	0	0	0	0	0	0	1	1	0.5%
Union	0	0	0	1	0	0	0	1	0.5%
Warren	0	0	0	0	1	0	0	1	0.5%
Williamson	1	0	0	0	0	0	0	1	0.5%
<b>Totals</b>	<b>41</b>	<b>160</b>	<b>5</b>	<b>4</b>	<b>3</b>	<b>0</b>	<b>4</b>	<b>217</b>	



# 2014 TENNESSEE JUVENILE COURT STATISTICAL DATA

## Children Transferred to Adult Court

(by Court)

Court	White Male	African American Male	Other Race Male	White Female	African American Female	Other Race Female	Unknown Race or Sex	Total	% of Total
Shelby	1	71	1	0	0	0	0	73	45.6%
Hamilton	3	17	0	0	0	0	0	20	12.5%
Madison	0	8	0	0	0	0	0	8	5.0%
Knox	0	6	1	0	0	0	0	7	4.4%
Maury	2	4	0	0	0	0	0	6	3.8%
Hamblen	4	0	0	0	0	0	0	4	2.5%
Montgomery	1	1	0	0	1	0	1	4	2.5%
Wilson	3	0	0	0	0	0	0	3	1.9%
Crockett	1	0	1	0	0	0	0	2	1.3%
Davidson	0	2	0	0	0	0	0	2	1.3%
Hardin	1	1	0	0	0	0	0	2	1.3%
Hawkins	2	0	0	0	0	0	0	2	1.3%
Houston	1	0	0	1	0	0	0	2	1.3%
Jefferson	1	1	0	0	0	0	0	2	1.3%
McMinn	1	1	0	0	0	0	0	2	1.3%
Sumner	0	1	1	0	0	0	0	2	1.3%
Weakley	0	1	0	0	0	0	1	2	1.3%
Cheatham	1	0	0	0	0	0	0	1	0.6%
Dyer	0	1	0	0	0	0	0	1	0.6%
Fentress	1	0	0	0	0	0	0	1	0.6%
Greene	1	0	0	0	0	0	0	1	0.6%
Hardeman	1	0	0	0	0	0	0	1	0.6%
Haywood	0	1	0	0	0	0	0	1	0.6%
Henry	0	0	0	1	0	0	0	1	0.6%
Humphreys	1	0	0	0	0	0	0	1	0.6%
Johnson City	0	1	0	0	0	0	0	1	0.6%
Perry	1	0	0	0	0	0	0	1	0.6%
Sequatchie	0	0	0	1	0	0	0	1	0.6%
Sevier	1	0	0	0	0	0	0	1	0.6%
Smith	0	1	0	0	0	0	0	1	0.6%
Unicoi	0	0	0	0	0	0	1	1	0.6%
Union	0	0	0	1	0	0	0	1	0.6%
Warren	0	0	0	0	1	0	0	1	0.6%
Williamson	1	0	0	0	0	0	0	1	0.6%
<b>Totals</b>	<b>29</b>	<b>118</b>	<b>4</b>	<b>4</b>	<b>2</b>	<b>0</b>	<b>3</b>	<b>160</b>	



# 2014 TENNESSEE JUVENILE COURT STATISTICAL DATA

## Children Referred to Juvenile Court (by Court)

WM = White Male  
AM = Asian Male  
WF = White Female  
AF = Asian Female  
WU = White Unknown Sex  
AU = Asian Unknown Sex

AAM = African American Male  
MRM = Mixed Race Male  
AAF = African American Female  
MRF = Mixed Race Female  
AAU = African American Unknown Sex  
MRU = Mixed Race Unknown Sex

NAM = Native American Male  
UM = Unknown Race Male  
NAF = Native American Female  
UF = Unknown Race Female  
NAU = Native American Unknown Sex  
UU = Unknown Race Unknown Sex

Court	WM	AAM	NAM	AM	MRM	UM	WF	AAF	NAF	AF	MRF	UF	WU	AAU	NAU	AU	MRU	UU	Total
Anderson	277	54	0	3	2	134	216	23	1	1	0	86	0	0	0	0	0	3	800
Bedford	243	38	1	0	5	2	141	24	0	0	6	1	0	1	0	0	0	0	462
Benton	64	2	0	0	1	42	29	1	0	0	0	31	2	0	0	0	0	38	210
Bledsoe	46	2	0	0	8	0	32	0	0	0	3	0	0	0	0	0	0	0	91
Blount	1,129	72	4	1	37	0	1,005	54	0	0	32	0	0	0	0	0	0	0	2,334
Bradley	496	41	0	1	25	13	285	25	0	0	10	7	0	0	0	0	0	0	903
Bristol	361	7	1	0	10	4	266	11	0	2	3	4	0	0	0	0	0	1	670
Campbell	146	2	0	0	0	0	123	1	0	0	0	1	0	0	0	0	0	0	273
Cannon	84	0	0	0	0	0	65	0	0	0	2	0	0	0	0	0	0	0	151
Carroll	112	13	0	0	13	0	52	5	1	0	4	0	0	0	0	0	0	0	200
Carter	399	3	0	0	0	13	354	4	0	0	2	6	0	0	0	0	0	0	781
Cheatham	285	6	0	0	3	36	171	3	0	0	5	38	0	0	0	0	0	24	571
Chester	192	41	0	0	13	0	124	18	0	0	9	0	0	0	0	0	0	0	397
Claiborne	140	1	0	0	0	0	117	0	0	0	2	0	0	0	0	0	0	0	260
Clay	103	1	0	0	2	2	62	1	0	0	1	4	0	0	0	0	0	0	176
Cocke	536	18	0	0	14	9	465	13	0	1	8	3	0	0	0	0	0	0	1,067
Coffee	59	9	0	0	0	0	23	3	0	0	0	0	0	0	0	0	0	0	94
Crockett	34	3	0	0	12	0	23	1	0	1	6	0	0	0	0	0	0	0	80
Cumberland	437	2	0	0	10	1	304	1	0	0	8	1	0	0	0	0	0	0	764
Davidson	995	2,251	3	38	111	644	781	1,872	2	16	85	490	7	29	0	0	3	325	7,652
Decatur	116	3	0	1	6	0	77	1	0	0	4	0	0	0	0	0	0	0	208
DeKalb	58	2	0	0	7	6	25	0	0	0	0	0	0	0	0	0	0	0	98
Dickson	318	19	1	1	20	102	211	17	1	2	15	112	0	2	0	0	0	7	828
Dyer	161	69	0	0	2	1	75	33	0	0	2	1	1	0	0	0	0	1	346
Fayette	76	67	2	0	2	3	49	29	0	0	2	2	0	0	0	0	0	0	232
Fentress	145	1	0	0	2	0	46	0	0	1	2	0	0	0	0	0	0	0	197
Franklin	202	9	0	0	18	0	100	8	0	0	6	0	0	0	0	0	0	0	343
Gibson	428	480	0	0	95	2	353	397	0	1	72	0	0	0	0	0	0	1	1,829
Giles	135	30	0	0	5	0	70	12	0	0	2	0	0	0	0	0	0	0	254
Grainger	298	1	0	0	12	0	258	0	0	0	16	0	0	0	0	0	0	0	585
Greene	342	9	0	0	7	33	179	3	0	0	2	21	0	3	0	0	0	2	601
Grundy	134	0	0	0	0	0	76	0	0	0	0	0	0	0	0	0	0	0	210
Hamblen	458	27	0	1	27	0	381	19	0	1	24	1	0	0	0	0	0	0	939
Hamilton	1,003	1,054	0	5	97	20	730	718	0	6	81	10	4	1	0	0	0	1	3,730
Hancock	12	0	0	0	0	0	3	0	0	0	0	0	0	0	0	0	0	0	15
Hardeman	79	157	0	6	4	63	47	132	0	6	0	57	5	87	0	1	0	175	819
Hardin	108	6	0	0	0	4	66	3	1	0	1	0	0	0	0	0	0	0	189
Hawkins	529	0	0	2	6	2	442	4	0	2	4	2	0	0	0	0	0	0	993
Haywood	25	33	0	0	4	0	6	23	0	0	0	0	0	0	0	0	0	0	91
Henderson	250	33	0	0	45	3	211	18	0	0	32	0	0	0	0	0	0	0	592
Henry	122	21	0	0	7	3	68	8	2	0	4	3	0	0	0	0	0	2	240
Hickman	274	5	0	0	11	0	223	2	0	0	10	0	0	0	0	0	0	0	525
Houston	30	1	0	0	0	0	14	0	0	0	0	0	0	0	0	0	0	0	45
Humphreys	231	10	0	0	13	5	139	8	2	0	9	1	1	1	0	0	0	4	424
Jackson	40	0	0	0	1	0	17	1	0	0	0	0	0	0	0	0	0	0	59
Jefferson	567	10	0	0	10	38	421	6	1	0	3	16	2	1	0	0	0	17	1,092
Johnson	181	0	0	0	0	6	125	1	0	0	1	5	1	0	0	0	0	0	320
Johnson City	714	87	2	4	59	7	642	55	2	6	68	19	0	0	0	0	0	7	1,672
Knox	1,513	419	0	4	147	235	1,244	284	1	5	131	244	7	2	0	0	0	85	4,321
Lake	48	15	0	0	7	2	21	1	0	0	2	1	0	0	0	0	0	0	97



Tennessee Council of Juvenile & Family Court Judges  
Administrative Office of the Courts

# 2014 TENNESSEE JUVENILE COURT STATISTICAL DATA

## Children Referred to Juvenile Court (by Court)

WM = White Male  
AM = Asian Male  
WF = White Female  
AF = Asian Female  
WU = White Unknown Sex  
AU = Asian Unknown Sex

AAM = African American Male  
MRM = Mixed Race Male  
AAF = African American Female  
MRF = Mixed Race Female  
AAU = African American Unknown Sex  
MRU = Mixed Race Unknown Sex

NAM = Native American Male  
UM = Unknown Race Male  
NAF = Native American Female  
UF = Unknown Race Female  
NAU = Native American Unknown Sex  
UU = Unknown Race Unknown Sex

Court	WM	AAM	NAM	AM	MRM	UM	WF	AAF	NAF	AF	MRF	UF	WU	AAU	NAU	AU	MRU	UU	Total
Lauderdale	221	293	5	0	13	5	187	241	1	0	9	4	0	0	0	0	0	0	979
Lawrence	445	14	0	0	15	3	330	9	1	1	13	3	0	0	0	0	0	0	834
Lewis	91	1	0	0	7	0	42	0	0	0	1	0	0	0	0	0	0	0	142
Lincoln	240	36	0	0	0	0	111	28	0	0	0	0	0	0	0	0	0	0	415
Loudon	272	4	2	0	2	1	164	4	0	1	0	2	0	0	0	0	0	2	454
Macon	187	4	0	0	0	0	161	1	0	0	0	0	0	0	0	0	0	0	353
Madison	70	213	0	0	2	11	36	128	0	0	2	2	0	0	0	0	0	0	464
Marion	170	10	0	0	9	5	109	5	0	0	2	5	0	0	0	0	0	0	315
Marshall	252	24	0	0	14	1	142	20	0	0	15	0	0	0	0	0	0	0	468
Maury	416	145	0	0	41	38	275	89	0	0	30	32	3	1	0	0	1	17	1,088
McMinn	323	27	3	1	7	0	145	13	2	0	13	0	0	0	0	0	0	0	534
McNairy	80	10	0	0	1	2	38	5	0	0	0	0	0	0	0	0	0	0	136
Meigs	147	0	0	0	8	1	94	1	0	0	0	0	0	0	0	0	0	0	251
Monroe	421	9	0	0	9	6	301	2	0	0	13	1	0	0	0	0	0	0	762
Montgomery	751	450	3	5	54	223	527	290	7	7	63	172	1	1	0	0	0	848	3,402
Moore	15	2	0	0	0	0	6	0	0	0	0	1	0	0	0	0	0	0	24
Morgan	136	0	0	0	4	0	97	0	0	0	0	0	0	0	0	0	0	0	237
Obion	192	103	0	0	8	2	135	88	0	0	9	2	0	1	0	0	0	0	540
Overton	205	0	0	0	1	0	141	0	0	0	0	0	0	0	0	0	0	0	347
Perry	83	11	2	1	3	14	61	3	1	0	4	5	0	0	0	0	0	2	190
Pickett	23	0	0	0	0	0	9	1	0	0	0	0	0	0	0	0	0	0	33
Polk	110	1	0	0	1	2	41	0	0	0	0	0	0	0	0	0	0	0	155
Putnam	398	15	1	1	12	71	236	11	0	0	7	26	0	0	0	0	0	12	790
Rhea	77	1	0	0	5	3	56	1	0	0	9	4	0	0	0	0	0	0	156
Roane	153	6	0	0	8	1	113	2	0	0	6	0	0	0	0	0	0	0	289
Robertson	363	50	0	1	2	112	198	34	0	1	10	91	0	0	0	0	0	11	873
Rutherford	475	220	0	15	5	51	295	102	0	6	5	34	0	0	0	0	0	4	1,212
Scott	115	0	0	0	0	0	39	0	0	0	0	0	0	0	0	0	0	0	154
Sequatchie	148	0	1	0	1	0	83	0	0	0	0	0	0	0	0	0	0	0	233
Sevier	811	7	1	2	25	29	630	5	0	3	15	23	1	0	0	0	0	0	1,552
Shelby	876	4,798	3	30	152	0	477	2,919	5	4	91	0	0	0	0	0	0	0	9,355
Smith	58	5	0	0	3	2	36	1	0	0	1	1	0	0	0	0	0	0	107
Stewart	93	5	0	0	5	0	56	3	0	0	3	0	0	0	0	0	0	0	165
Sullivan Div I	444	0	0	0	1	1	346	0	0	0	2	0	0	0	0	0	0	0	794
Sullivan Div II	497	49	2	1	1	156	409	29	1	0	1	175	0	0	0	0	0	0	1,321
Sumner	938	202	3	3	68	62	580	109	3	1	52	48	0	0	0	0	0	7	2,076
Tipton	238	104	1	0	2	0	139	62	0	1	1	0	0	0	0	0	0	0	548
Trousdale	87	8	0	1	6	1	60	6	0	0	1	0	0	0	0	0	0	0	170
Unicoi	121	0	0	0	2	8	103	0	0	0	3	7	1	0	0	0	0	1	246
Union	193	3	0	0	5	0	130	0	0	0	5	0	0	0	0	0	0	0	336
Van Buren	33	0	0	0	0	0	17	0	0	0	0	0	0	0	0	0	0	0	50
Warren	283	12	0	0	5	0	197	6	0	1	2	0	0	0	0	0	0	0	506
Washington	297	3	0	0	2	0	182	4	0	0	5	0	0	0	0	0	0	0	493
Wayne	185	4	0	0	7	0	121	1	0	0	10	0	0	0	0	0	0	0	328
Weakley	127	21	0	0	3	26	84	11	0	0	3	36	0	0	0	0	0	5	316
White	108	2	0	0	4	0	52	2	0	0	3	0	0	0	0	0	0	0	171
Williamson	1,006	125	1	16	43	19	554	57	2	3	16	7	0	0	0	0	0	0	1,849
Wilson	349	58	3	6	16	50	238	38	0	3	5	86	3	0	0	0	0	41	896
Totals	28,058	12,189	45	150	1,462	2,341	19,540	8,174	37	831,109	1,934	39	130	0	1	41,643	76,939		



Tennessee Council of Juvenile & Family Court Judges  
Administrative Office of the Courts



# 2014 TENNESSEE JUVENILE COURT STATISTICAL DATA

## Child, Case, and Referral Counts (by Court)

Court	Children			Cases			Referrals		
	2013	2014	+/- %	2013	2014	+/- %	2013	2014	+/- %
Anderson	2,150	800	-62.8%	6,481	900	-86.1%	7,710	1,366	-82.3%
Bedford	324	462	+42.6%	374	541	+44.7%	534	744	+39.3%
Benton	277	210	-24.2%	321	246	-23.4%	334	304	-9.0%
Bledsoe	114	91	-20.2%	151	130	-13.9%	180	184	+2.2%
Blount	2,837	2,334	-17.7%	9,591	8,783	-8.4%	9,800	9,012	-8.0%
Bradley	985	903	-8.3%	3,540	3,141	-11.3%	3,855	3,430	-11.0%
Bristol	660	670	+1.5%	1,082	1,098	+1.5%	1,170	1,180	+0.9%
Campbell	539	273	-49.4%	549	287	-47.7%	549	290	-47.2%
Cannon	128	151	+18.0%	251	321	+27.9%	254	323	+27.2%
Carroll	195	200	+2.6%	207	216	+4.3%	312	303	-2.9%
Carter	866	781	-9.8%	1,515	1,330	-12.2%	1,739	1,564	-10.1%
Cheatham	593	571	-3.7%	971	897	-7.6%	1,009	968	-4.1%
Chester	319	397	+24.5%	569	747	+31.3%	638	812	+27.3%
Claiborne	308	260	-15.6%	320	270	-15.6%	386	374	-3.1%
Clay	151	176	+16.6%	315	324	+2.9%	400	392	-2.0%
Cocke	1,062	1,067	+0.5%	2,233	2,297	+2.9%	2,474	2,522	+1.9%
Coffee	237	94	-60.3%	277	100	-63.9%	441	155	-64.9%
Crockett	88	80	-9.1%	150	203	+35.3%	189	251	+32.8%
Cumberland	749	764	+2.0%	798	821	+2.9%	814	831	+2.1%
Davidson	7,318	7,652	+4.6%	13,351	13,948	+4.5%	15,163	15,749	+3.9%
Decatur	212	208	-1.9%	414	394	-4.8%	446	418	-6.3%
DeKalb	116	98	-15.5%	149	114	-23.5%	151	114	-24.5%
Dickson	1,180	828	-29.8%	3,084	1,120	-63.7%	3,156	1,202	-61.9%
Dyer	281	346	+23.1%	436	549	+25.9%	593	737	+24.3%
Fayette	299	232	-22.4%	407	330	-18.9%	611	475	-22.3%
Fentress	225	197	-12.4%	285	257	-9.8%	324	277	-14.5%
Franklin	331	343	+3.6%	444	492	+10.8%	591	634	+7.3%
Gibson	1,573	1,829	+16.3%	3,994	4,693	+17.5%	4,187	4,928	+17.7%
Giles	299	254	-15.1%	372	310	-16.7%	469	424	-9.6%
Grainger	449	585	+30.3%	452	592	+31.0%	494	593	+20.0%
Greene	670	601	-10.3%	978	934	-4.5%	1,023	1,007	-1.6%
Grundy	216	210	-2.8%	528	427	-19.1%	622	489	-21.4%
Hamblen	866	939	+8.4%	2,318	2,392	+3.2%	2,494	2,647	+6.1%
Hamilton	3,817	3,730	-2.3%	11,926	14,517	+21.7%	13,888	16,578	+19.4%
Hancock	35	15	-57.1%	40	19	-52.5%	41	19	-53.7%
Hardeman	834	819	-1.8%	1,262	1,538	+21.9%	1,448	1,727	+19.3%
Hardin	178	189	+6.2%	372	343	-7.8%	402	368	-8.5%
Hawkins	977	993	+1.6%	1,476	1,445	-2.1%	1,868	1,865	-0.2%
Haywood	95	91	-4.2%	125	140	+12.0%	193	203	+5.2%
Henderson	550	592	+7.6%	1,023	1,134	+10.9%	1,196	1,314	+9.9%
Henry	367	240	-34.6%	720	282	-60.8%	866	352	-59.4%
Hickman	573	525	-8.4%	1,300	1,239	-4.7%	1,357	1,269	-6.5%
Houston	47	45	-4.3%	74	65	-12.2%	77	85	+10.4%
Humphreys	445	424	-4.7%	1,188	1,094	-7.9%	1,412	1,350	-4.4%
Jackson	44	59	+34.1%	52	72	+38.5%	52	72	+38.5%
Jefferson	1,220	1,092	-10.5%	2,670	2,359	-11.6%	2,981	2,571	-13.8%
Johnson	382	320	-16.2%	918	843	-8.2%	1,112	990	-11.0%
Johnson City	1,416	1,672	+18.1%	2,369	3,996	+68.7%	2,623	4,305	+64.1%
Knox	4,175	4,321	+3.5%	7,106	7,597	+6.9%	8,263	8,749	+5.9%
Lake	88	97	+10.2%	127	192	+51.2%	156	233	+49.4%



# 2014 TENNESSEE JUVENILE COURT STATISTICAL DATA

## Child, Case, and Referral Counts (by Court)

Court	Children			Cases			Referrals		
	2013	2014	+/- %	2013	2014	+/- %	2013	2014	+/- %
Lauderdale	1,111	979	-11.9%	1,595	1,419	-11.0%	1,699	1,478	-13.0%
Lawrence	751	834	+11.1%	1,437	1,822	+26.8%	1,891	2,091	+10.6%
Lewis	141	142	+0.7%	153	184	+20.3%	184	250	+35.9%
Lincoln	422	415	-1.7%	656	686	+4.6%	719	801	+11.4%
Loudon	587	454	-22.7%	726	581	-20.0%	740	587	-20.7%
Macon	371	353	-4.9%	754	752	-0.3%	883	936	+6.0%
Madison	1,158	464	-59.9%	1,474	653	-55.7%	2,070	890	-57.0%
Marion	281	315	+12.1%	436	471	+8.0%	465	491	+5.6%
Marshall	438	468	+6.8%	576	590	+2.4%	748	731	-2.3%
Maury	1,190	1,088	-8.6%	2,194	1,982	-9.7%	2,431	2,154	-11.4%
McMinn	557	534	-4.1%	2,740	2,513	-8.3%	2,942	2,716	-7.7%
McNairy	174	136	-21.8%	212	160	-24.5%	233	179	-23.2%
Meigs	334	251	-24.9%	336	253	-24.7%	340	258	-24.1%
Monroe	856	762	-11.0%	1,658	1,493	-10.0%	1,711	1,545	-9.7%
Montgomery	3,537	3,402	-3.8%	11,498	11,413	-0.7%	13,501	13,684	+1.4%
Moore	57	24	-57.9%	90	27	-70.0%	130	30	-76.9%
Morgan	261	237	-9.2%	425	363	-14.6%	437	366	-16.2%
Obion	506	540	+6.7%	888	911	+2.6%	995	964	-3.1%
Overton	301	347	+15.3%	317	380	+19.9%	322	386	+19.9%
Perry	189	190	+0.5%	389	409	+5.1%	607	570	-6.1%
Pickett	45	33	-26.7%	48	42	-12.5%	48	44	-8.3%
Polk	142	155	+9.2%	162	192	+18.5%	194	247	+27.3%
Putnam	818	790	-3.4%	1,371	1,041	-24.1%	1,687	1,280	-24.1%
Rhea	144	156	+8.3%	153	170	+11.1%	182	219	+20.3%
Roane	267	289	+8.2%	535	595	+11.2%	574	631	+9.9%
Robertson	1,324	873	-34.1%	2,327	1,581	-32.1%	2,620	1,899	-27.5%
Rutherford	1,044	1,212	+16.1%	1,367	1,631	+19.3%	1,758	2,066	+17.5%
Scott	200	154	-23.0%	200	155	-22.5%	221	179	-19.0%
Sequatchie	205	233	+13.7%	433	477	+10.2%	485	506	+4.3%
Sevier	1,613	1,552	-3.8%	3,603	3,544	-1.6%	3,930	3,837	-2.4%
Shelby	11,455	9,355	-18.3%	15,057	11,857	-21.3%	18,377	14,742	-19.8%
Smith	167	107	-35.9%	384	200	-47.9%	408	201	-50.7%
Stewart	185	165	-10.8%	549	517	-5.8%	640	592	-7.5%
Sullivan Div I	838	794	-5.3%	1,219	1,243	+2.0%	1,351	1,386	+2.6%
Sullivan Div II	1,510	1,321	-12.5%	2,365	2,071	-12.4%	2,458	2,185	-11.1%
Sumner	2,107	2,076	-1.5%	3,457	3,505	+1.4%	4,177	4,240	+1.5%
Tipton	322	548	+70.2%	439	733	+67.0%	543	870	+60.2%
Trousdale	225	170	-24.4%	388	324	-16.5%	444	360	-18.9%
Unicoi	230	246	+7.0%	304	270	-11.2%	345	315	-8.7%
Union	427	336	-21.3%	707	633	-10.5%	1,278	677	-47.0%
Van Buren	74	50	-32.4%	83	53	-36.1%	104	62	-40.4%
Warren	565	506	-10.4%	836	724	-13.4%	1,084	921	-15.0%
Washington	453	493	+8.8%	603	693	+14.9%	626	718	+14.7%
Wayne	472	328	-30.5%	623	568	-8.8%	772	669	-13.3%
Weakley	320	316	-1.2%	412	445	+8.0%	446	491	+10.1%
White	135	171	+26.7%	160	210	+31.2%	189	247	+30.7%
Williamson	1,964	1,849	-5.9%	3,370	3,319	-1.5%	4,179	4,134	-1.1%
Wilson	544	896	+64.7%	650	1,097	+68.8%	851	1,314	+54.4%
<b>Totals</b>	<b>82,877</b>	<b>76,939</b>	<b>-7.2%</b>	<b>160,014</b>	<b>151,031</b>	<b>-5.6%</b>	<b>184,066</b>	<b>172,888</b>	<b>-6.1%</b>



## 2014 TENNESSEE JUVENILE COURT STATISTICAL DATA

### Referral and Court Counts (by Type)

	Referral Count	% of All Referrals	Court Count	% of All Courts
<b>Offenses Against Persons</b>				
Criminal Homicide	12	0.01%	7	7.1%
1st Degree Murder	49	0.03%	12	12.2%
2nd Degree Murder	3	0.00%	2	2.0%
Aggravated Rape	28	0.02%	11	11.2%
Rape of a Child	190	0.11%	51	52.0%
Aggravated Vehicular Homicide	2	0.00%	2	2.0%
Esp. Aggravated Robbery	25	0.01%	10	10.2%
Esp. Aggravated Kidnapping	8	0.00%	4	4.1%
Aggravated Robbery	412	0.24%	21	21.4%
Aggravated Kidnapping	22	0.01%	9	9.2%
Aggravated Child Abuse / Neglect	10	0.01%	6	6.1%
Aggravated Sexual Battery	135	0.08%	37	37.8%
Rape	77	0.04%	16	16.3%
Vehicular Homicide	6	0.00%	3	3.1%
Sexual Abuse of a Child	128	0.07%	8	8.2%
Other Sexual Offenses	299	0.17%	52	53.1%
Aggravated Assault	1,021	0.59%	76	77.6%
Robbery	164	0.09%	16	16.3%
Criminally Negligent Homicide	6	0.00%	3	3.1%
Attempted Crime Against a Person	83	0.05%	13	13.3%
Assault	5,940	3.44%	97	99.0%
Reckless Endangerment	236	0.14%	57	58.2%
<b>Total</b>	<b>8,856</b>	<b>5.11%</b>		
<b>Offenses Against Property</b>				
Aggravated Arson	40	0.02%	7	7.1%
Arson	83	0.05%	30	30.6%
Aggravated Burglary	957	0.55%	61	62.2%
Theft of Property	6,167	3.57%	95	96.9%
Vandalism	2,182	1.26%	89	90.8%
Forgery	49	0.03%	19	19.4%
Worthless Checks	2	0.00%	2	2.0%
Illegal Poss/Use of Credit/Debit Cards	100	0.06%	25	25.5%
Burglary	1,006	0.58%	72	73.5%
Unauthorized Use of a Vehicle	157	0.09%	43	43.9%
Cruelty to Animals	18	0.01%	15	15.3%
<b>Total</b>	<b>10,761</b>	<b>6.22%</b>		



# 2014 TENNESSEE JUVENILE COURT STATISTICAL DATA

## Referral and Court Counts

(by Type)

	Referral Count	% of All Referrals	Court Count	% of All Courts
<b>Illegal Conduct</b>				
Sale of Controlled Substances	240	0.14%	39	39.8%
Other Drug Offenses	1,952	1.13%	82	83.7%
Possession of Controlled Substances	2,532	1.46%	83	84.7%
Criminal Attempt	39	0.02%	12	12.2%
Carrying Weapons on School Property	316	0.18%	53	54.1%
Unlawful Carrying / Poss of a Weapon	703	0.41%	47	48.0%
Evading Arrest	691	0.40%	63	64.3%
Escape	156	0.09%	26	26.5%
Driving Under Influence (DUI)	193	0.11%	60	61.2%
Possession/Consumption of Alcohol	1,840	1.06%	94	95.9%
Resist Stop/Frisk/Halt/Arrest/Search	600	0.35%	59	60.2%
Aggravated Criminal Trespass	79	0.05%	21	21.4%
Harassment	242	0.14%	61	62.2%
Failure to Appear	222	0.13%	19	19.4%
Filing a False Police Report	172	0.10%	51	52.0%
Criminal Impersonation	183	0.11%	35	35.7%
Disorderly Conduct	3,414	1.97%	86	87.8%
Criminal Trespass	1,367	0.79%	71	72.4%
Public Intoxication	359	0.21%	51	52.0%
Gambling	43	0.02%	4	4.1%
Traffic	11,978	6.93%	94	95.9%
Local Ordinances	103	0.06%	25	25.5%
Violation of Wildlife Regulations	144	0.08%	39	39.8%
Contempt of Court	5,260	3.04%	50	51.0%
Violation of Probation	5,292	3.06%	90	91.8%
Violation of Aftercare	379	0.22%	45	45.9%
<b>Total</b>	<b>38,499</b>	<b>22.26%</b>		
<b>Status Offenses</b>				
Unruly Behavior	3,768	2.18%	95	96.9%
Truancy	8,891	5.14%	95	96.9%
In-State Runaway	2,416	1.40%	79	80.6%
Out-of-State Runaway	27	0.02%	16	16.3%
Possession of Tobacco Products	2,397	1.39%	94	95.9%
Violation of a Valid Court Order	721	0.42%	41	41.8%
Violation of Curfew	1,801	1.04%	59	60.2%
<b>Total</b>	<b>20,021</b>	<b>11.59%</b>		
<b>Dependency/Neglect</b>				
Sexually Abused Child	52	0.03%	13	13.3%
Physically Abused Child	70	0.04%	9	9.2%
Dependency / Neglect	12,420	7.18%	74	75.5%
Termination of Parental Rights	863	0.50%	52	53.1%
<b>Total</b>	<b>13,405</b>	<b>7.75%</b>		



## 2014 TENNESSEE JUVENILE COURT STATISTICAL DATA

### Referral and Court Counts

(by Type)

	Referral Count	% of All Referrals	Court Count	% of All Courts
<b>Other Violation Proceedings</b>				
Violation of Pretrial Diversion	177	0.10%	13	13.3%
Violation of Informal Adjustment	80	0.05%	17	17.3%
<b>Total</b>	<b>257</b>	<b>0.15%</b>		
<b>Parentage</b>				
Custody	8,730	5.05%	68	69.4%
Visitation	2,310	1.34%	56	57.1%
Paternity / Legitimation	1,702	0.98%	55	56.1%
Child Support	11,795	6.82%	47	48.0%
<b>Total</b>	<b>24,537</b>	<b>14.19%</b>		
<b>Special Proceedings</b>				
Judicial Review	31,214	18.05%	66	67.3%
Administrative Review	6,812	3.94%	29	29.6%
Foster Care Review	4,850	2.81%	34	34.7%
Request for Medical Treatment	178	0.10%	3	3.1%
Consent to Marry	1	0.00%	1	1.0%
<b>Total</b>	<b>43,055</b>	<b>24.90%</b>		
<b>All Other Referrals</b>				
Other	13,497	7.81%	75	76.5%
<b>Total</b>	<b>13,497</b>	<b>7.81%</b>		
<b>Grand Totals</b>	<b>172,888</b>	<b>100.00%</b>		



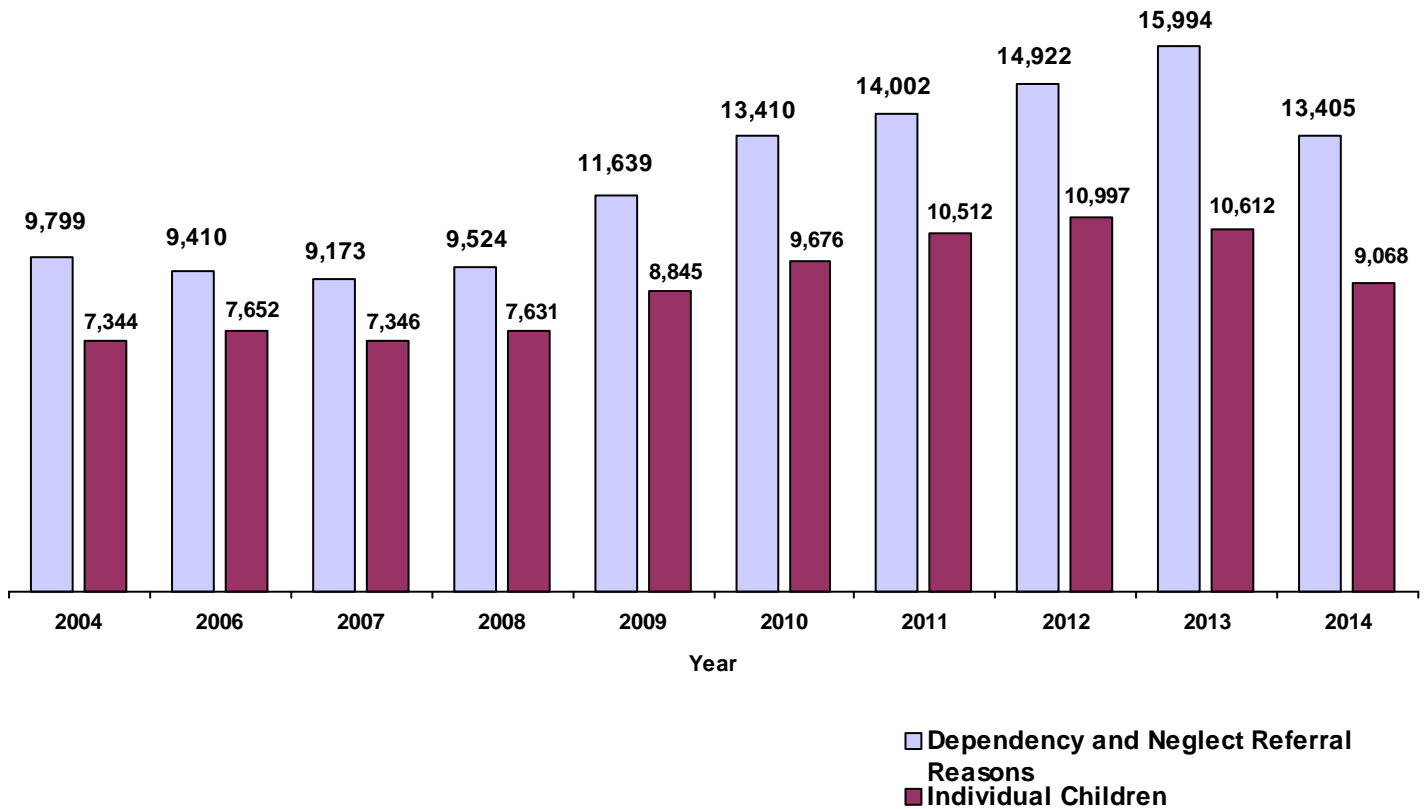
# Trends



## 2014 TENNESSEE JUVENILE COURT STATISTICAL DATA

### Trends Over Time for Calendar Years 2004 - 2014

#### Neglected, Dependent and Abused Referrals and Individual Children Referred



Note: Calendar Year 2005 data has been omitted because not all data was available.

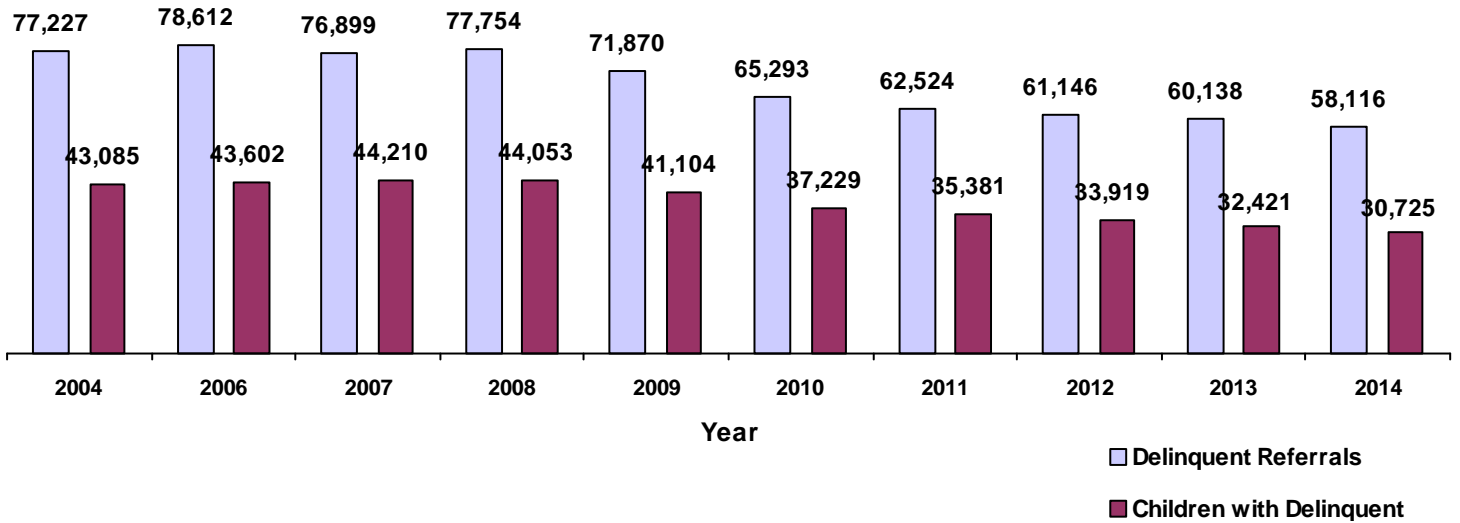


Tennessee Council of Juvenile & Family Court Judges  
Administrative Office of the Courts

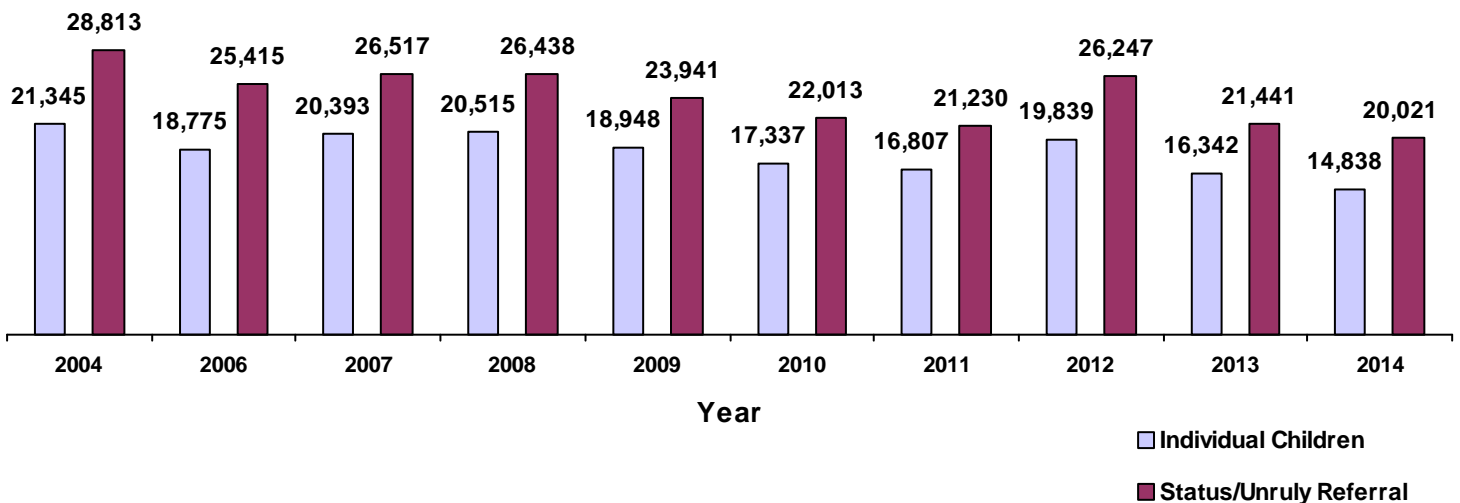
## 2014 TENNESSEE JUVENILE COURT STATISTICAL DATA

### Trends Over Time for Calendar Years 2004 - 2014

#### Delinquent Referral Reasons and Individual Children Referred



#### Status/Unruly Referral Reasons and Individual Children Referred



Note: Calendar Year 2005 data has been omitted because not all data was available.

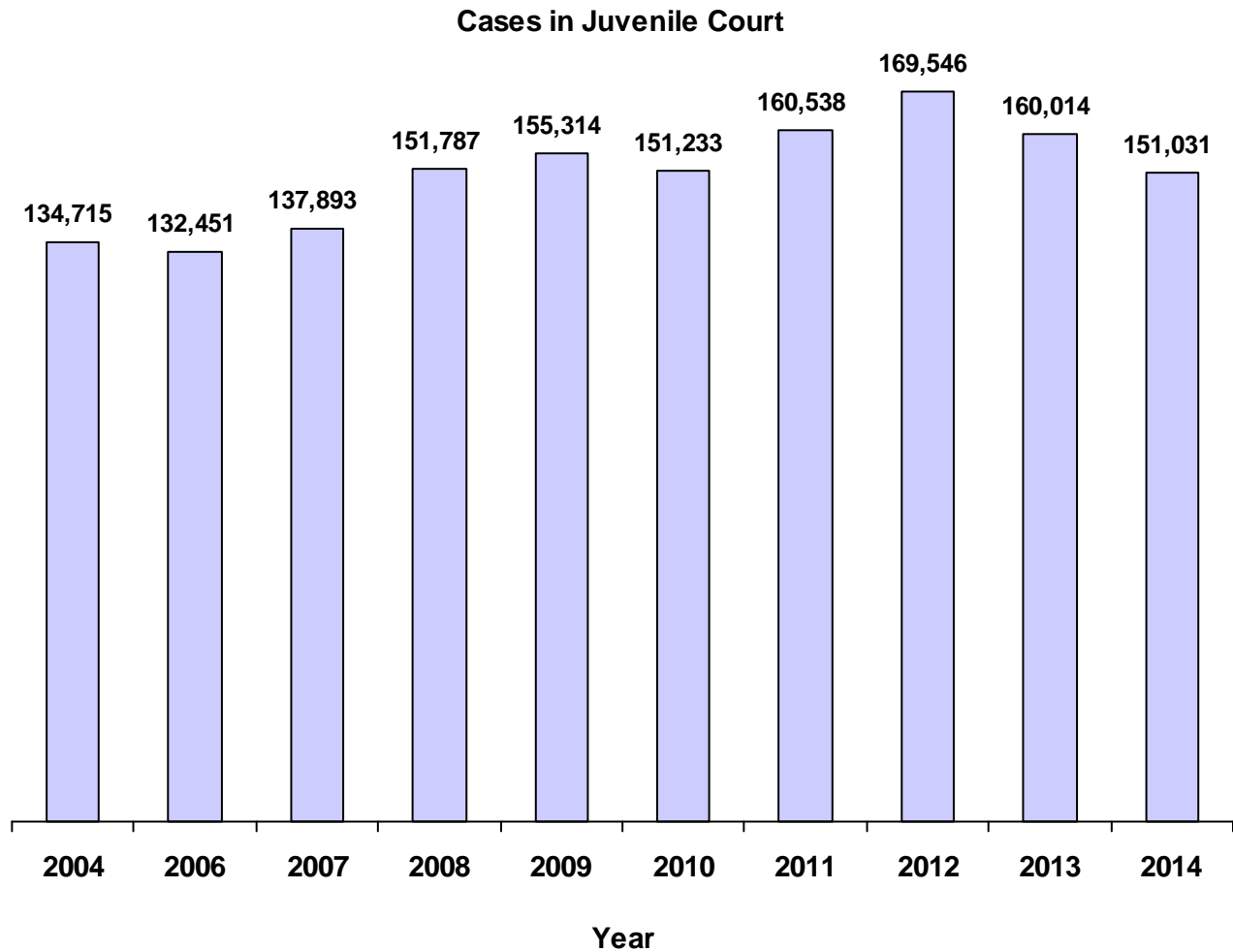


Tennessee Council of Juvenile & Family Court Judges  
 Administrative Office of the Courts



## 2014 TENNESSEE JUVENILE COURT STATISTICAL DATA

### Trends Over Time for Calendar Years 2004 - 2014



Note: Calendar Year 2005 data has been omitted because not all data was available.

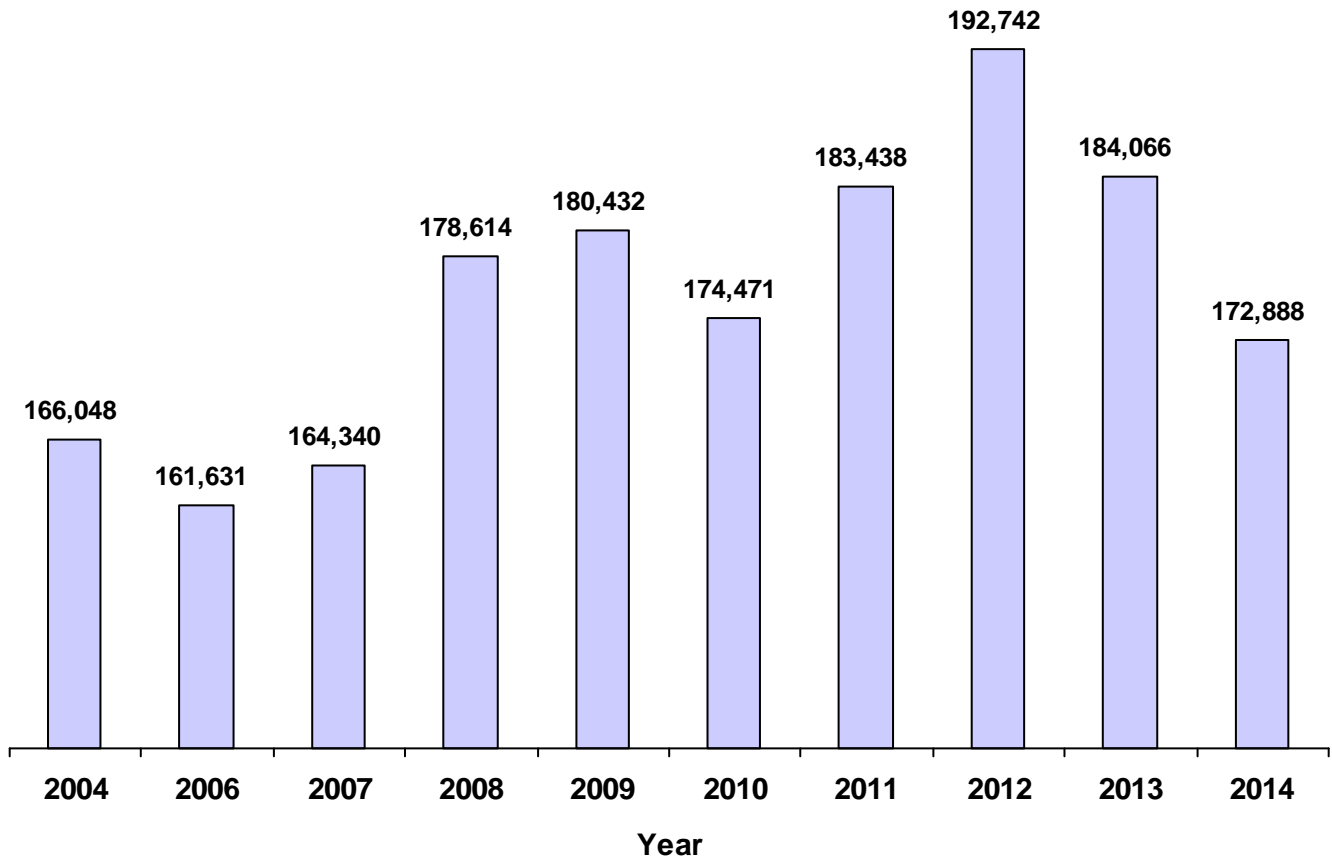


Tennessee Council of Juvenile & Family Court Judges  
Administrative Office of the Courts

## 2014 TENNESSEE JUVENILE COURT STATISTICAL DATA

### Trends Over Time for Calendar Years 2004 - 2014

#### Referrals to Juvenile Court



Note: Calendar Year 2005 data has been omitted because not all data was available.

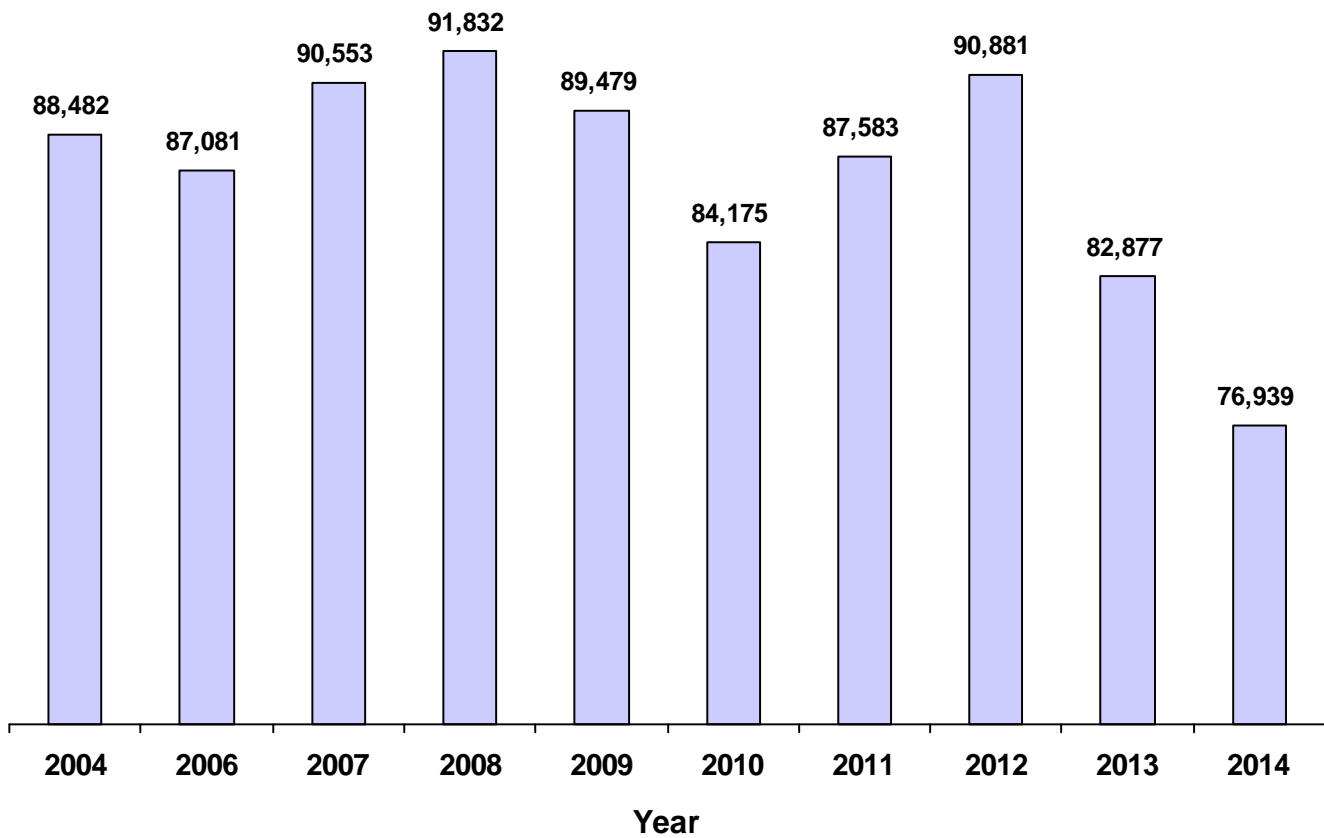


Tennessee Council of Juvenile & Family Court Judges  
Administrative Office of the Courts

## 2014 TENNESSEE JUVENILE COURT STATISTICAL DATA

### Trends Over Time for Calendar Years 2004 - 2014

#### Children Referred to Tennessee Juvenile Courts



Note: Calendar Year 2005 data has been omitted because not all data was available.

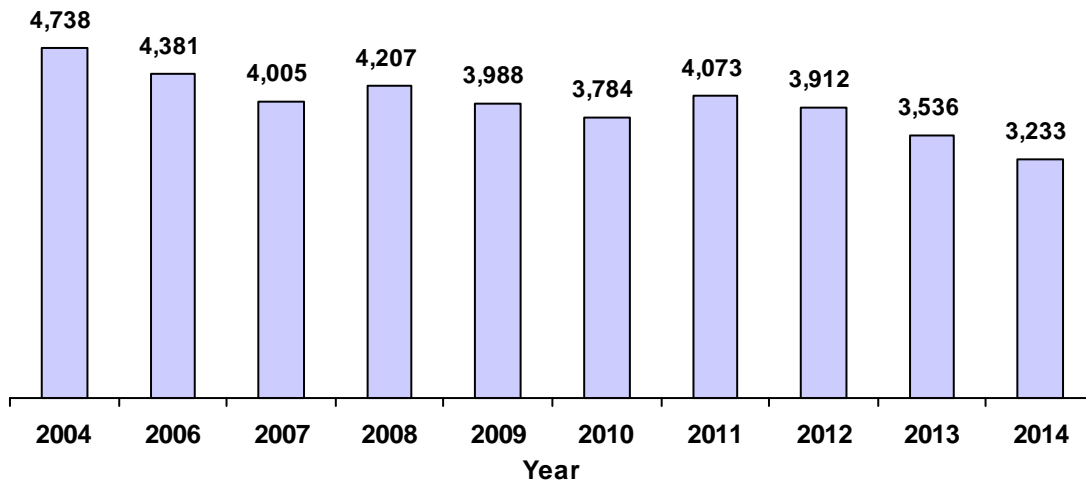


Tennessee Council of Juvenile & Family Court Judges  
Administrative Office of the Courts

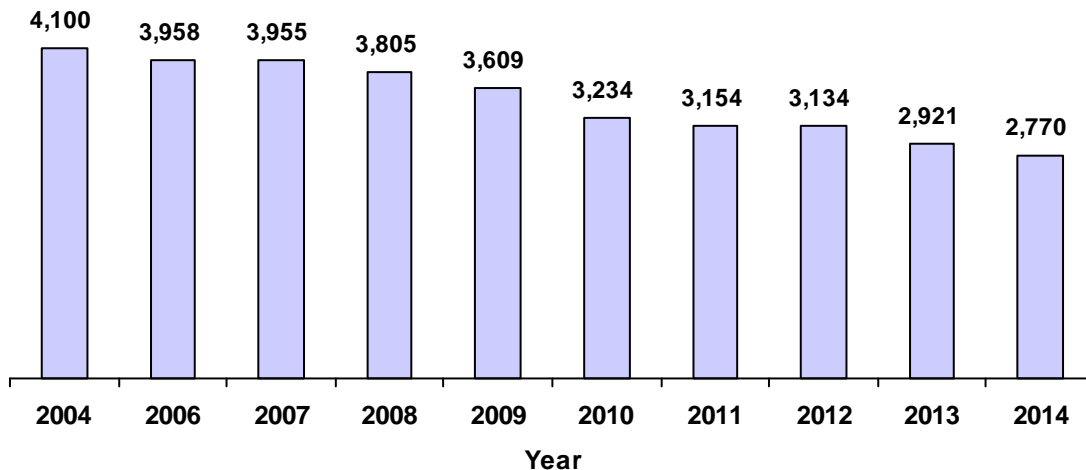
## 2014 TENNESSEE JUVENILE COURT STATISTICAL DATA

### Trends Over Time for Calendar Years 2004 - 2014

**Commitments to Department of Children Services (DCS, DHS, DYD)  
for Secure or Non-Secure Placement with Referrals of  
Delinquent, Status, Dependency or Neglect**



**Children Referred to Juvenile Court with  
Violation of Probation or Violation of Aftercare**



Note: CY 2005 data has been omitted because not all data was available.



Tennessee Council of Juvenile & Family Court Judges  
Administrative Office of the Courts

# Appendix



## 2014 TENNESSEE JUVENILE COURT STATISTICAL DATA

### Children Under Age 18 Transferred to Adult Court (by Court)

Court	White Male	African American Male	Other Race Male	White Female	African American Female	Other Race Female	Unknown Race or Sex	Total	% of Total
Shelby	1	50	0	0	0	0	0	51	52.6%
Hamilton	2	8	0	0	0	0	0	10	10.3%
Madison	0	8	0	0	0	0	0	8	8.2%
Knox	0	3	1	0	0	0	0	4	4.1%
Maury	0	3	0	0	0	0	0	3	3.1%
Montgomery	1	0	0	0	1	0	1	3	3.1%
Crockett	1	0	1	0	0	0	0	2	2.1%
Davidson	0	2	0	0	0	0	0	2	2.1%
Weakley	0	1	0	0	0	0	1	2	2.1%
Cheatham	1	0	0	0	0	0	0	1	1.0%
Dyer	0	1	0	0	0	0	0	1	1.0%
Greene	1	0	0	0	0	0	0	1	1.0%
Hamblen	1	0	0	0	0	0	0	1	1.0%
Hardin	0	1	0	0	0	0	0	1	1.0%
Haywood	0	1	0	0	0	0	0	1	1.0%
Houston	0	0	0	1	0	0	0	1	1.0%
Jefferson	0	1	0	0	0	0	0	1	1.0%
McMinn	1	0	0	0	0	0	0	1	1.0%
Smith	0	1	0	0	0	0	0	1	1.0%
Sumner	0	0	1	0	0	0	0	1	1.0%
Warren	0	0	0	0	1	0	0	1	1.0%
<b>Totals</b>	<b>9</b>	<b>80</b>	<b>3</b>	<b>1</b>	<b>2</b>	<b>0</b>	<b>2</b>	<b>97</b>	

\* Based on age at time of case disposition



Tennessee Council of Juvenile & Family Court Judges  
Administrative Office of the Courts

# 2014 TENNESSEE JUVENILE COURT STATISTICAL DATA

## Children Under Age 18 at Time of Referral (by Court)

WM = White Male  
AM = Asian Male  
WF = White Female  
AF = Asian Female  
WU = White Unknown Sex  
AU = Asian Unknown Sex

AAM = African American Male  
MRM = Mixed Race Male  
AAF = African American Female  
MRF = Mixed Race Female  
AAU = African American Unknown Sex  
MRU = Mixed Race Unknown Sex

NAM = Native American Male  
UM = Unknown Race Male  
NAF = Native American Female  
UF = Unknown Race Female  
NAU = Native American Unknown Sex  
UU = Unknown Race Unknown Sex

Court	WM	AAM	NAM	AM	MRM	UM	WF	AAF	NAF	AF	MRF	UF	WU	AAU	NAU	AU	MRU	UU	Total
Anderson	163	21	0	1	2	45	147	18	1	1	0	28	0	0	0	0	0	2	429
Bedford	241	37	1	0	5	2	136	24	0	0	6	1	0	1	0	0	0	0	454
Benton	54	0	0	0	1	16	20	0	0	0	0	10	2	0	0	0	0	18	121
Bledsoe	46	1	0	0	8	0	30	0	0	0	3	0	0	0	0	0	0	0	88
Blount	1,052	57	4	1	36	0	954	49	0	0	28	0	0	0	0	0	0	0	2,181
Bradley	459	39	0	1	23	12	271	22	0	0	9	6	0	0	0	0	0	0	842
Bristol	358	7	1	0	10	4	262	11	0	2	3	4	0	0	0	0	0	1	663
Campbell	144	2	0	0	0	0	122	1	0	0	0	1	0	0	0	0	0	0	270
Cannon	84	0	0	0	0	0	65	0	0	0	2	0	0	0	0	0	0	0	151
Carroll	111	13	0	0	13	0	52	5	1	0	4	0	0	0	0	0	0	0	199
Carter	399	3	0	0	0	13	354	4	0	0	2	6	0	0	0	0	0	0	781
Cheatham	282	6	0	0	3	36	169	3	0	0	5	37	0	0	0	0	0	24	565
Chester	190	41	0	0	13	0	121	18	0	0	9	0	0	0	0	0	0	0	392
Claiborne	139	1	0	0	0	0	114	0	0	0	2	0	0	0	0	0	0	0	256
Clay	97	1	0	0	2	2	55	1	0	0	1	3	0	0	0	0	0	0	162
Cocke	510	16	0	0	11	9	438	11	0	1	8	3	0	0	0	0	0	0	1,007
Coffee	59	9	0	0	0	0	23	3	0	0	0	0	0	0	0	0	0	0	94
Crockett	34	3	0	0	12	0	23	1	0	1	6	0	0	0	0	0	0	0	80
Cumberland	433	2	0	0	10	1	303	0	0	0	8	1	0	0	0	0	0	0	758
Davidson	931	2,070	3	38	106	617	763	1,789	2	16	83	471	7	29	0	0	3	324	7,252
Decatur	111	3	0	1	6	0	76	1	0	0	4	0	0	0	0	0	0	0	202
DeKalb	55	2	0	0	7	6	25	0	0	0	0	0	0	0	0	0	0	0	95
Dickson	296	14	1	1	19	95	198	15	1	2	14	107	0	1	0	0	0	7	771
Dyer	160	67	0	0	2	1	75	32	0	0	1	1	1	0	0	0	0	1	341
Fayette	75	66	2	0	2	3	49	29	0	0	2	2	0	0	0	0	0	0	230
Fentress	143	1	0	0	2	0	45	0	0	1	2	0	0	0	0	0	0	0	194
Franklin	196	9	0	0	18	0	99	8	0	0	6	0	0	0	0	0	0	0	336
Gibson	400	415	0	0	94	2	332	354	0	1	69	0	0	0	0	0	0	0	1,667
Giles	131	30	0	0	5	0	66	12	0	0	2	0	0	0	0	0	0	0	246
Grainger	285	1	0	0	12	0	257	0	0	0	16	0	0	0	0	0	0	0	571
Greene	335	9	0	0	7	33	159	3	0	0	2	16	0	3	0	0	0	2	569
Grundy	134	0	0	0	0	0	75	0	0	0	0	0	0	0	0	0	0	0	209
Hamblen	439	21	0	1	26	0	375	19	0	1	24	1	0	0	0	0	0	0	907
Hamilton	1,001	1,046	0	5	97	20	727	712	0	6	81	10	4	1	0	0	0	1	3,711
Hancock	12	0	0	0	0	0	3	0	0	0	0	0	0	0	0	0	0	0	15
Hardeman	72	138	0	4	4	62	45	117	0	6	0	56	5	81	0	1	0	172	763
Hardin	108	6	0	0	0	4	66	3	1	0	1	0	0	0	0	0	0	0	189
Hawkins	519	0	0	2	6	2	432	4	0	2	4	2	0	0	0	0	0	0	973
Haywood	25	33	0	0	4	0	6	23	0	0	0	0	0	0	0	0	0	0	91
Henderson	244	32	0	0	45	3	211	18	0	0	32	0	0	0	0	0	0	0	585
Henry	122	21	0	0	7	3	67	8	2	0	4	3	0	0	0	0	0	2	239
Hickman	270	5	0	0	11	0	221	2	0	0	10	0	0	0	0	0	0	0	519
Houston	27	1	0	0	0	0	14	0	0	0	0	0	0	0	0	0	0	0	42
Humphreys	220	8	0	0	12	5	131	5	2	0	9	1	1	1	0	0	0	4	399
Jackson	40	0	0	0	1	0	14	1	0	0	0	0	0	0	0	0	0	0	56
Jefferson	550	10	0	0	10	36	413	6	1	0	3	14	2	1	0	0	0	16	1,062
Johnson	173	0	0	0	0	5	122	1	0	0	1	4	1	0	0	0	0	0	307
Johnson City	695	84	2	4	59	7	629	55	2	6	67	18	0	0	0	0	0	7	1,635
Knox	1,501	412	0	4	145	234	1,227	280	1	5	131	243	7	2	0	0	0	85	4,277
Lake	48	15	0	0	7	2	21	1	0	0	2	1	0	0	0	0	0	0	97



Tennessee Council of Juvenile & Family Court Judges  
Administrative Office of the Courts

# 2014 TENNESSEE JUVENILE COURT STATISTICAL DATA

## Children Under Age 18 at Time of Referral (by Court)

WM = White Male  
AM = Asian Male  
WF = White Female  
AF = Asian Female  
WU = White Unknown Sex  
AU = Asian Unknown Sex

AAM = African American Male  
MRM = Mixed Race Male  
AAF = African American Female  
MRF = Mixed Race Female  
AAU = African American Unknown Sex  
MRU = Mixed Race Unknown Sex

NAM = Native American Male  
UM = Unknown Race Male  
NAF = Native American Female  
UF = Unknown Race Female  
NAU = Native American Unknown Sex  
UU = Unknown Race Unknown Sex

Court	WM	AAM	NAM	AM	MRM	UM	WF	AAF	NAF	AF	MRF	UF	WU	AAU	NAU	AU	MRU	UU	Total
Lauderdale	211	265	1	0	13	5	182	220	0	0	9	4	0	0	0	0	0	0	910
Lawrence	420	12	0	0	14	3	311	9	1	1	12	3	0	0	0	0	0	0	786
Lewis	88	0	0	0	7	0	42	0	0	0	1	0	0	0	0	0	0	0	138
Lincoln	240	36	0	0	0	0	111	28	0	0	0	0	0	0	0	0	0	0	415
Loudon	268	4	2	0	2	1	163	4	0	1	0	2	0	0	0	0	0	2	449
Macon	183	4	0	0	0	0	161	1	0	0	0	0	0	0	0	0	0	0	349
Madison	70	211	0	0	2	11	34	126	0	0	2	2	0	0	0	0	0	0	458
Marion	167	9	0	0	9	5	107	5	0	0	2	5	0	0	0	0	0	0	309
Marshall	241	24	0	0	14	1	137	19	0	0	15	0	0	0	0	0	0	0	451
Maury	416	145	0	0	41	37	275	88	0	0	30	32	3	1	0	0	1	17	1,086
McMinn	303	25	2	1	7	0	136	13	2	0	13	0	0	0	0	0	0	0	502
McNairy	80	10	0	0	1	2	38	5	0	0	0	0	0	0	0	0	0	0	136
Meigs	144	0	0	0	8	1	93	1	0	0	0	0	0	0	0	0	0	0	247
Monroe	412	9	0	0	8	6	294	2	0	0	13	1	0	0	0	0	0	0	745
Montgomery	731	436	3	5	54	219	513	281	7	7	61	168	1	1	0	0	0	841	3,328
Moore	15	2	0	0	0	0	6	0	0	0	0	1	0	0	0	0	0	0	24
Morgan	134	0	0	0	4	0	97	0	0	0	0	0	0	0	0	0	0	0	235
Obion	186	97	0	0	8	2	132	88	0	0	9	2	0	1	0	0	0	0	525
Overton	191	0	0	0	1	0	135	0	0	0	0	0	0	0	0	0	0	0	327
Perry	80	10	2	1	3	13	60	3	1	0	4	5	0	0	0	0	0	2	184
Pickett	23	0	0	0	0	0	9	1	0	0	0	0	0	0	0	0	0	0	33
Polk	106	1	0	0	1	2	33	0	0	0	0	0	0	0	0	0	0	0	143
Putnam	357	9	1	1	11	24	212	10	0	0	6	12	0	0	0	0	0	10	653
Rhea	77	1	0	0	5	3	56	1	0	0	9	4	0	0	0	0	0	0	156
Roane	152	6	0	0	8	1	112	2	0	0	6	0	0	0	0	0	0	0	287
Robertson	359	50	0	1	2	112	196	34	0	1	10	91	0	0	0	0	0	11	867
Rutherford	464	218	0	15	5	51	295	101	0	6	5	34	0	0	0	0	0	4	1,198
Scott	114	0	0	0	0	0	38	0	0	0	0	0	0	0	0	0	0	0	152
Sequatchie	144	0	1	0	1	0	81	0	0	0	0	0	0	0	0	0	0	0	227
Sevier	765	6	1	2	23	25	608	4	0	3	14	23	1	0	0	0	0	0	1,475
Shelby	864	4,762	3	28	150	0	472	2,904	5	4	91	0	0	0	0	0	0	0	9,283
Smith	55	5	0	0	3	2	35	1	0	0	1	1	0	0	0	0	0	0	103
Stewart	87	4	0	0	5	0	54	3	0	0	3	0	0	0	0	0	0	0	156
Sullivan Div I	413	0	0	0	1	1	333	0	0	0	2	0	0	0	0	0	0	0	750
Sullivan Div II	488	47	2	1	1	151	405	29	1	0	1	171	0	0	0	0	0	0	1,297
Sumner	859	191	3	3	66	59	545	102	3	1	49	46	0	0	0	0	0	7	1,934
Tipton	235	101	1	0	2	0	138	62	0	1	1	0	0	0	0	0	0	0	541
Trousdale	79	8	0	1	6	1	56	5	0	0	0	0	0	0	0	0	0	0	156
Unicoi	118	0	0	0	2	8	100	0	0	0	3	7	1	0	0	0	0	1	240
Union	193	3	0	0	5	0	130	0	0	0	5	0	0	0	0	0	0	0	336
Van Buren	31	0	0	0	0	0	16	0	0	0	0	0	0	0	0	0	0	0	47
Warren	274	11	0	0	5	0	190	6	0	1	2	0	0	0	0	0	0	0	489
Washington	285	3	0	0	2	0	180	4	0	0	5	0	0	0	0	0	0	0	479
Wayne	172	4	0	0	7	0	117	1	0	0	10	0	0	0	0	0	0	0	311
Weakley	126	20	0	0	3	26	83	11	0	0	3	36	0	0	0	0	0	5	313
White	104	2	0	0	4	0	51	2	0	0	3	0	0	0	0	0	0	0	166
Williamson	940	117	1	14	41	19	532	52	2	3	16	7	0	0	0	0	0	0	1,744
Wilson	325	54	3	5	16	36	206	34	0	2	5	30	3	0	0	0	0	25	744
Totals	26,962	11,700	40	141	1,434	2,107	18,912	7,931	36	821,087	1,737	39	123	0	1	41,591	73,927		



Tennessee Council of Juvenile & Family Court Judges  
Administrative Office of the Courts



# 2014 TENNESSEE JUVENILE COURT STATISTICAL DATA

## Referrals (by Type and Age)

	White Male	African American Male	Other Race Male	White Female	African American Female	Other Race Female	Unknown Race or Sex	Total	% of Total Referrals
<b>Delinquent</b>									
Age 10 and Under	1,046	630	149	844	413	111	37	3,230	1.87%
Age 11	256	301	38	126	125	14	20	880	0.51%
Age 12	522	535	40	222	246	15	39	1,619	0.94%
Age 13	1,085	890	74	448	403	40	66	3,006	1.74%
Age 14	1,655	1,803	135	764	666	67	138	5,228	3.02%
Age 15	2,959	2,783	185	1,184	955	61	225	8,352	4.83%
Age 16	6,282	3,920	283	2,389	1,162	117	361	14,514	8.40%
Age 17	8,567	4,405	386	3,529	1,370	126	555	18,938	10.95%
Age 18	604	255	12	243	91	2	26	1,233	0.71%
Age 19 and Over	293	271	13	216	117	12	194	1,116	0.65%
<b>Total</b>	<b>23,269</b>	<b>15,793</b>	<b>1,315</b>	<b>9,965</b>	<b>5,548</b>	<b>565</b>	<b>1,661</b>	<b>58,116</b>	<b>33.61%</b>
<b>Status</b>									
Age 10 and Under	756	315	35	626	257	48	75	2,112	1.22%
Age 11	201	70	13	136	55	7	22	504	0.29%
Age 12	368	116	22	263	67	17	37	890	0.51%
Age 13	652	219	39	435	150	23	85	1,603	0.93%
Age 14	980	367	54	615	222	31	94	2,363	1.37%
Age 15	1,376	550	77	937	337	60	158	3,495	2.02%
Age 16	1,808	816	96	1,181	432	74	188	4,595	2.66%
Age 17	1,801	688	85	1,142	334	59	197	4,306	2.49%
Age 18	67	18	1	39	6	5	3	139	0.08%
Age 19 and Over	3	4	0	6	1	0	0	14	0.01%
<b>Total</b>	<b>8,012</b>	<b>3,163</b>	<b>422</b>	<b>5,380</b>	<b>1,861</b>	<b>324</b>	<b>859</b>	<b>20,021</b>	<b>11.58%</b>
<b>Dependency and Neglect</b>									
Age 10 and Under	3,397	961	276	3,120	933	269	799	9,755	5.64%
Age 11	178	64	14	185	49	14	34	538	0.31%
Age 12	189	60	20	149	49	7	45	519	0.30%
Age 13	172	52	3	202	58	10	40	537	0.31%
Age 14	155	41	20	240	74	11	18	559	0.32%
Age 15	177	60	15	202	70	11	21	556	0.32%
Age 16	212	66	12	186	59	4	19	558	0.32%
Age 17	112	41	6	135	35	15	23	367	0.21%
Age 18	2	0	0	1	0	0	0	3	0.00%
Age 19 and Over	2	0	0	2	0	0	9	13	0.01%
<b>Total</b>	<b>4,596</b>	<b>1,345</b>	<b>366</b>	<b>4,422</b>	<b>1,327</b>	<b>341</b>	<b>1,008</b>	<b>13,405</b>	<b>7.75%</b>

\* Age calculated at time of referral



Tennessee Council of Juvenile & Family Court Judges  
Administrative Office of the Courts

# 2014 TENNESSEE JUVENILE COURT STATISTICAL DATA

## Referrals (by Type and Age)

	White Male	African American Male	Other Race Male	White Female	African American Female	Other Race Female	Unknown Race or Sex	Total	% of Total Referrals
<b>Other Violations</b>									
Age 10 and Under	2	0	0	2	0	0	0	4	0.00%
Age 11	0	0	0	1	0	0	0	1	0.00%
Age 12	5	0	0	2	0	0	0	7	0.00%
Age 13	7	0	0	5	0	1	0	13	0.01%
Age 14	26	3	0	9	0	1	3	42	0.02%
Age 15	24	2	0	13	4	2	0	45	0.03%
Age 16	42	0	0	20	1	2	0	65	0.04%
Age 17	34	6	1	17	1	2	0	61	0.04%
Age 18	13	1	0	5	0	0	0	19	0.01%
Age 19 and Over	0	0	0	0	0	0	0	0	0.00%
<b>Total</b>	<b>153</b>	<b>12</b>	<b>1</b>	<b>74</b>	<b>6</b>	<b>8</b>	<b>3</b>	<b>257</b>	<b>0.15%</b>
<b>Special Proceedings</b>									
Age 10 and Under	10,312	3,076	827	9,551	2,876	767	5,736	33,145	19.17%
Age 11	887	292	43	652	173	60	243	2,350	1.36%
Age 12	967	274	42	671	198	58	240	2,450	1.42%
Age 13	1,276	265	88	931	303	89	309	3,261	1.89%
Age 14	1,696	412	119	1,175	422	79	277	4,180	2.42%
Age 15	2,302	610	159	1,742	444	121	313	5,691	3.29%
Age 16	2,688	881	153	1,886	418	145	398	6,569	3.80%
Age 17	3,073	837	172	1,909	430	125	459	7,005	4.05%
Age 18	888	237	34	521	138	28	90	1,936	1.12%
Age 19 and Over	326	129	24	221	70	8	227	1,005	0.58%
<b>Total</b>	<b>24,415</b>	<b>7,013</b>	<b>1,661</b>	<b>19,259</b>	<b>5,472</b>	<b>1,480</b>	<b>8,292</b>	<b>67,592</b>	<b>39.10%</b>
<b>All Other Referrals</b>									
Age 10 and Under	1,532	734	205	1,420	745	199	1,009	5,844	3.38%
Age 11	148	56	16	89	42	15	70	436	0.25%
Age 12	133	97	10	121	68	17	35	481	0.28%
Age 13	170	120	22	138	88	13	60	611	0.35%
Age 14	227	209	17	196	130	14	60	853	0.49%
Age 15	356	294	20	234	151	13	48	1,116	0.65%
Age 16	516	343	37	255	188	27	67	1,433	0.83%
Age 17	587	471	48	303	175	9	80	1,673	0.97%
Age 18	198	140	13	89	47	4	47	538	0.31%
Age 19 and Over	91	145	6	91	64	1	114	512	0.30%
<b>Total</b>	<b>3,958</b>	<b>2,609</b>	<b>394</b>	<b>2,936</b>	<b>1,698</b>	<b>312</b>	<b>1,590</b>	<b>13,497</b>	<b>7.81%</b>
<b>Grand Total</b>	<b>64,403</b>	<b>29,935</b>	<b>4,159</b>	<b>42,036</b>	<b>15,912</b>	<b>3,030</b>	<b>13,413</b>	<b>172,888</b>	<b>100.00%</b>

\* Age calculated at time of referral

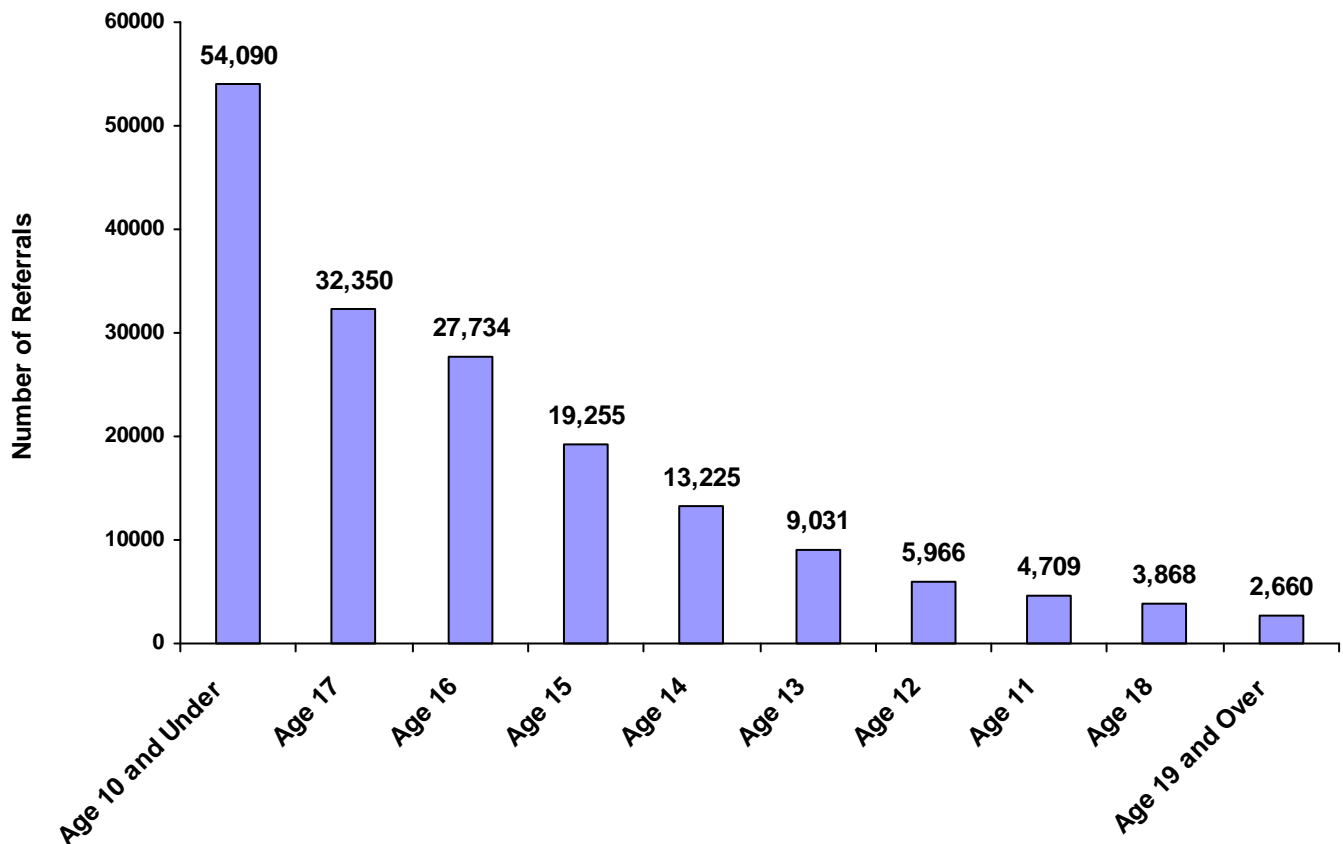


Tennessee Council of Juvenile & Family Court Judges  
Administrative Office of the Courts

## 2014 TENNESSEE JUVENILE COURT STATISTICAL DATA

### Referrals (by Age)

	White Male	African American Male	Other Race Male	White Female	African American Female	Other Race Female	Unknown Race or Sex	Total	% of Total Referrals
Age 10 and Under	17,045	5,716	1,492	15,563	5,224	1,394	7,656	54,090	31.29%
Age 11	1,670	783	124	1,189	444	110	389	4,709	2.72%
Age 12	2,184	1,082	134	1,428	628	114	396	5,966	3.45%
Age 13	3,362	1,546	226	2,159	1,002	176	560	9,031	5.22%
Age 14	4,739	2,835	345	2,999	1,514	203	590	13,225	7.65%
Age 15	7,194	4,299	456	4,312	1,961	268	765	19,255	11.14%
Age 16	11,548	6,026	581	5,917	2,260	369	1,033	27,734	16.04%
Age 17	14,174	6,448	698	7,035	2,345	336	1,314	32,350	18.71%
Age 18	1,772	651	60	898	282	39	166	3,868	2.24%
Age 19 and Over	715	549	43	536	252	21	544	2,660	1.54%
<b>Totals</b>	<b>64,403</b>	<b>29,935</b>	<b>4,159</b>	<b>42,036</b>	<b>15,912</b>	<b>3,030</b>	<b>13,413</b>	<b>172,888</b>	



Tennessee Council of Juvenile & Family Court Judges  
Administrative Office of the Courts

# 2014 TENNESSEE JUVENILE COURT STATISTICAL DATA

## Top 4 Referral Reasons

(by Sex, Race, and Type)

Sex	Race	Referral Type	Referral Reason	Total
Male	White	Delinquent	1. Traffic	6,497
			2. Violation of Probation	2,188
			3. Theft of Property	1,891
			4. Assault	1,700
		Status	1. Truancy	3,471
			2. Possession of Tobacco Products	1,677
			3. Unruly Behavior	1,345
			4. Violation of Curfew	608
		Dependency and Neglect	1. Dependency / Neglect	4,245
			2. Termination of Parental Rights	318
			3. Physically Abused Child	20
			4. Sexually Abused Child	13
		Other Violations	1. Violation of Pretrial Diversion	109
			2. Violation of Informal Adjustment	44
		Special Proceedings	1. Judicial Review	12,644
			2. Child Support	3,250
			3. Administrative Review	3,046
			4. Custody	2,912
		Other	1. Other	3,958
Male	African American	Delinquent	1. Theft of Property	2,045
			2. Assault	1,839
			3. Violation of Probation	1,770
			4. Disorderly Conduct	1,377
		Status	1. Truancy	1,080
			2. Unruly Behavior	680
			3. Violation of Curfew	599
			4. In-State Runaway	514
		Dependency and Neglect	1. Dependency / Neglect	1,281
			2. Termination of Parental Rights	43
			3. Physically Abused Child	21
		Other Violations	1. Violation of Informal Adjustment	7
			2. Violation of Pretrial Diversion	5
		Special Proceedings	1. Judicial Review	2,336
			2. Child Support	1,674
			3. Custody	1,077
			4. Foster Care Review	660
		Other	1. Other	2,609
Male	Other Race	Delinquent	1. Contempt of Court	197
			2. Traffic	192
			3. Theft of Property	132
			4. Violation of Probation	129
		Status	1. Truancy	142
			2. Unruly Behavior	121
			3. In-State Runaway	54
			4. Violation of Curfew	43
		Dependency and Neglect	1. Dependency / Neglect	334
			2. Termination of Parental Rights	28
			3. Physically Abused Child	4
		Other Violations	1. Violation of Pretrial Diversion	1
			Special Proceedings	798
		Special Proceedings	1. Judicial Review	798
			2. Custody	251
			3. Child Support	197
			4. Administrative Review	162
		Other	1. Other	394



# 2014 TENNESSEE JUVENILE COURT STATISTICAL DATA

## Top 4 Referral Reasons

(by Sex, Race, and Type)

Sex	Race	Referral Type	Referral Reason	Total
Female	White	Delinquent	1. Traffic	3,215
			2. Contempt of Court	1,450
			3. Theft of Property	1,127
			4. Assault	828
		Status	1. Truancy	2,790
			2. Unruly Behavior	1,063
			3. In-State Runaway	698
			4. Possession of Tobacco Products	339
		Dependency and Neglect	1. Dependency / Neglect	4,050
			2. Termination of Parental Rights	327
			3. Sexually Abused Child	25
			4. Physically Abused Child	20
		Other Violations	1. Violation of Pretrial Diversion	48
			2. Violation of Informal Adjustment	26
		Special Proceedings	1. Judicial Review	9,097
			2. Child Support	2,868
			3. Custody	2,817
			4. Administrative Review	2,167
		Other	1. Other	2,936
Female	African American	Delinquent	1. Assault	1,242
			2. Disorderly Conduct	856
			3. Theft of Property	772
			4. Contempt of Court	759
		Status	1. Truancy	842
			2. In-State Runaway	401
			3. Unruly Behavior	345
			4. Violation of Curfew	193
		Dependency and Neglect	1. Dependency / Neglect	1,289
			2. Termination of Parental Rights	33
			3. Physically Abused Child	5
		Other Violations	1. Violation of Pretrial Diversion	6
			2. Judicial Review	1,538
		Special Proceedings	1. Child Support	1,314
			2. Custody	953
			3. Foster Care Review	534
			4. Other	1,698
Female	Other Race	Delinquent	1. Contempt of Court	160
			2. Traffic	90
			3. Assault	73
			4. Theft of Property	60
		Status	1. Truancy	148
			2. Unruly Behavior	66
			3. In-State Runaway	64
			4. Violation of Curfew	24
		Dependency and Neglect	1. Dependency / Neglect	308
			2. Termination of Parental Rights	26
			3. Sexually Abused Child	7
		Other Violations	1. Violation of Pretrial Diversion	5
			2. Violation of Informal Adjustment	3
		Special Proceedings	1. Judicial Review	693
			2. Custody	256
			3. Child Support	153
			4. Administrative Review	147
		Other	1. Other	312



## 2014 TENNESSEE JUVENILE COURT STATISTICAL DATA

### Top 4 Referral Reasons

(by Sex, Race, and Type)

Sex	Race	Referral Type	Referral Reason	Total
Unknown	Unknown	Delinquent	1. Traffic	495
			2. Contempt of Court	227
			3. Assault	143
			4. Theft of Property	140
		Status	1. Truancy	418
			2. Unruly Behavior	148
			3. Possession of Tobacco Products	102
			4. In-State Runaway	99
		Dependency and Neglect	1. Dependency / Neglect	913
			2. Termination of Parental Rights	88
			3. Sexually Abused Child	7
			4. Violation of Pretrial Diversion	3
		Other Violations	1. Judicial Review	4,332
			2. Child Support	2,115
		Special Proceedings	3. Foster Care Review	587
			4. Custody	464
		Other	1. Other	1,590



## 2014 TENNESSEE JUVENILE COURT STATISTICAL DATA

### Cases for Children Under Age 18 Transferred to Adult Court

Court	White Male	African American Male	Other Race Male	White Female	African American Female	Other Race Female	Unknown Race or Sex	Total	% of Total
Shelby	1	69	0	0	0	0	0	70	51.1%
Hamilton	3	15	0	0	0	0	0	18	13.1%
Madison	0	12	0	0	0	0	0	12	8.8%
Knox	0	5	1	0	0	0	0	6	4.4%
Montgomery	1	0	0	0	2	0	2	5	3.6%
Crockett	3	0	1	0	0	0	0	4	2.9%
Hamblen	3	0	0	0	0	0	0	3	2.2%
Maury	0	3	0	0	0	0	0	3	2.2%
Davidson	0	2	0	0	0	0	0	2	1.5%
Sumner	0	0	2	0	0	0	0	2	1.5%
Weakley	0	1	0	0	0	0	1	2	1.5%
Cheatham	1	0	0	0	0	0	0	1	0.7%
Dyer	0	1	0	0	0	0	0	1	0.7%
Greene	1	0	0	0	0	0	0	1	0.7%
Hardin	0	1	0	0	0	0	0	1	0.7%
Haywood	0	1	0	0	0	0	0	1	0.7%
Houston	0	0	0	1	0	0	0	1	0.7%
Jefferson	0	1	0	0	0	0	0	1	0.7%
McMinn	1	0	0	0	0	0	0	1	0.7%
Smith	0	1	0	0	0	0	0	1	0.7%
Warren	0	0	0	0	1	0	0	1	0.7%
<b>Totals</b>	<b>14</b>	<b>112</b>	<b>4</b>	<b>1</b>	<b>3</b>	<b>0</b>	<b>3</b>	<b>137</b>	

\* Based on age at time of case disposition



Tennessee Council of Juvenile & Family Court Judges  
Administrative Office of the Courts