

State of Tennessee



2008

Annual Juvenile Court Statistical Report

**TENNESSEE COUNCIL OF JUVENILE AND FAMILY COURT
JUDGES**

JUDGE KEN WITCHER, PRESIDENT

2008

TENNESSEE ANNUAL JUVENILE COURT STATISTICAL REPORT

PUBLISHED NOVEMBER 2009

We appreciate the juvenile court staff and clerks who provided the juvenile court statistical data necessary for the production of this report. We also acknowledge the Tennessee Commission on Children and Youth for their support and encouragement.

**Supreme Court of Tennessee
Administrative Office of the Courts
511 Union Street, Suite 600
Nashville, Tennessee 37219**

Any portion of this publication may be reproduced.

TABLE OF CONTENTS

THE TENNESSEE COUNCIL OF JUVENILE AND FAMILY COURT JUDGES	1
THE ADMINISTRATIVE OFFICE OF THE COURTS	2
2008 ANNUAL REPORT FORMAT	3
2008 DATA LIMITATIONS	3
TENNESSEE ANNUAL JUVENILE COURT STATISTICAL REPORT PART I	5
Executive Summary	6
Juvenile Justice System in Tennessee	12
Juvenile Court Professional Staff	14
Juvenile Court Data Collection Process	16
Future Juvenile Court Case Management and Integrated Data Collection System	18
JUVENILE COURT REFERRAL PROCESS	
Juvenile Court Referral Process	19
Chart – The Juvenile Court Referral Process	20
Tennessee Counties/Tennessee Juvenile Courts Map	21
Tennessee Regional and Metropolitan Area Map	22
CHILDREN REFERRED TO JUVENILE COURTS	23
Number of Individual Children Referred to Juvenile Courts	23
Table – Children Referred to Juvenile Court by Region, Race, and Sex	24
Chart – Children Referred to Juvenile Court by Region/Metropolitan Areas	24
Chart – Delinquent, Dependent/Neglect/Abuse, and Status/Unruly Referrals	25
Chart – Referrals by Type of Offense	26
Chart – Referrals for Status/Unruly Offenses	27
CHILDREN REFERRED WITH DELINQUENT, STATUS/UNRULY, AND DEPENDENCY/NEGLECT/ABUSE REFERRALS	28
Table – Children with Delinquent Referrals by Race and Sex	29
Table – Children with Status/Unruly Referrals by Race and Sex	29
Table – Children with Dependency/Neglect/Abuse Referrals by Race and Sex	29
REFERRALS IN JUVENILE COURTS	30
Delinquent, Status/Unruly, and Dependency/Neglect/Abuse Referrals	30
Table - Delinquent Referrals by Race and Sex	31
Table – Status/Unruly Referrals by Race and Sex	31
Table – Dependency/Neglect/Abuse Referrals by Race and Sex	31
REFERRALS BY AGE GROUP, RACE AND SEX	32
Table – Referrals by Age Group, Race and Sex	33
Chart - Total Referrals by Age Group	33
CHILDREN REFERRED BY AGE GROUP, RACE, AND SEX	34
Table - Children Referred by Age Group Race and Sex	35
Chart - Total Children by Age Group	35
CHILDREN REFERRED BY RACE AND SEX	36
Table - Children Referred by Race and Sex	37
Chart - Total Children by Race	37
CHILDREN OF HISPANIC ORIGIN BY RACE AND SEX	38
Table – Children of Hispanic Origin by Race and Sex	39
Chart - Total Children of Hispanic Origin by Race	39
RACE CATEGORIES AND DEFINITIONS	40
TENNESSEE ANNUAL JUVENILE COURT STATISTICAL REPORT PART II	41
CHILDREN, CASES, AND REFERRALS	42
Number of Individual Children, Cases and Referral Counts by Court	42
Table – Child, Case, and Referral Counts by Court	43

TABLE OF CONTENTS

COMPARISON OF CHILD, CASE, AND REFERRAL COUNTS BY COURT FOR CURRENT AND PREVIOUS CALENDAR YEARS	45
Table – Child, Case, and Referral Counts by Court for Previous and Current Calendar Years	46
CHILDREN REFERRED TO JUVENILE COURT BY RACE, SEX, AND COURT	48
Table – Children Referred to Juvenile Court by Race, Sex, and Court	49
CHILDREN BY RACE, SEX, AND COURT UNDER AGE 18 AT TIME OF REFERRAL	51
Table – Children by Race, Sex, and Court Under Age 18 at Time of Referral	52
REFERRALS BY TYPE OF OFFENSE, AGE GROUP, RACE, AND SEX	54
Table – Referrals by Type of Offense, Age Group, Race and Sex	56
LIVING ARRANGEMENT OF THE CHILD AT TIME OF REFERRAL TO JUVENILE COURT	58
Table – Living Arrangement of Juveniles by Race and Sex	59
Chart – Living Arrangement of Juveniles	59
SCHOOL STATUS OF INDIVIDUAL CHILDREN AT TIME OF REFERRAL TO JUVENILE COURT	60
Table – Last Grade Completed by Children by Race and Sex	61
Table – Children Enrolled in School	61
Table – Children Enrolled in Special Education	61
REFERRAL INFORMATION BY RACE, SEX, AND CLASS OF REFERRAL/OFFENSE	62
Table – Class of Referrals by Race and Sex	64
Chart - Class of Referrals	64
Table - Referrals by Class and Type of Offense by Race and Sex	65
REFERRAL REASONS BY TYPE OF OFFENSE BY RACE AND SEX	68
Table – Referral Reasons by Type of Offense, Race and Sex	69
Table – Top 4 Referral Reasons by Race and Sex	71
Table – Top 4 Referral Reasons by Race, Sex and Type of Offense	72
SOURCE OF REFERRALS TO THE JUVENILE COURT	75
Table – Source of Referrals by Race and Sex	76
Chart – Total Source of Referrals	76
Six Most Frequent Referral Reasons by Source	77
Table – Six Most Frequent Referral Reasons by Source, Race and Sex	78
SOURCE OF REFERRALS BY TYPE OF OFFENSE, RACE, AND SEX	81
Table – Source of Referrals by Type of Offense, Race and Sex	82
CHILDREN REFERRED FOR UNLAWFUL CARRYING/POSSESSION OF A WEAPON	85
Table – Children Referred for Unlawful Carrying/Possession of a Weapon by Age, Race and Sex	86
Chart – Total Children Referred for Unlawfully Carrying/Possessing Weapons	86
CHILDREN REFERRED FOR CARRYING WEAPONS ON SCHOOL PROPERTY	87
Table – Children Referred for Carrying Weapons on School Property by Age, Race and Sex	88
Chart – Total children Referred for Carrying Weapons on School Property	88
MANNER OF HANDLING THE REFERRAL	89
Table – Intake Actions at Referral by Race and Sex	90
Chart – Intake Actions at Referral	90
INTAKE ACTIONS OF REFERRALS BY CLASS OF OFFENSE, RACE, AND SEX	91
Table – Intake Actions of Referrals by Class of Offense, Race and Sex	92
DETENTION STATISTICS AT REFERRAL BY INDIVIDUAL CHILD BY RACE AND SEX	95
Table – Detention Statistics at Referral by Individual Child by Race and Sex	96
Table – Detention Statistics at Referral by Individual Case	96
PLACEMENT AFTER SECURE DETENTION HEARING BY INDIVIDUAL CHILD BY RACE AND SEX	97
Table – Placement after Secure Detention Hearing by Individual Child by Race and Sex	98
Table – Placement after Secure Detention Hearing by Individual Case	98
DISPOSITIONAL PROCEDURES	99
Table – Procedures Used to Dispose or Adjust all Referrals	100
Table – Referrals Disposed by Formal Adjudicatory Proceedings	100
Table - Referrals Disposed by Other Actions	100

TABLE OF CONTENTS

FORMAL AND INFORMAL ACTIONS BY RACE AND SEX	101
Table – Formal and Informal Actions by Race and Sex	102
Chart – Total Formal and Informal Actions	102
FORMAL AND INFORMAL ACTIONS BY TYPE OF OFFENSE, RACE, AND SEX	103
Table – Formal and Informal Actions by Type of Offense, Race and Sex	104
FORMAL AND INFORMAL ACTIONS BY CLASS OF REFERRAL, RACE, AND SEX	107
Table – Formal and Informal Actions by Class of Referral, Race and Sex	108
TRANSFERS TO ADULT COURT	113
Table – Children Transferred to Adult Court by Age at Disposition Date, Race and Sex	114
Chart – Total Children Transferred to Adult Court	114
Table – Children Transferred to Adult Court by Race, Sex, and Court	115
Table – Children Transferred to Adult Court Under Age 18 at Disposition Date by Race, Sex, and Court	116
Table – Cases Transferred to Adult Court by Race, Sex, and Court	117
Table – Cases Transferred to Adult Court for Children Under Age 18 at Disposition Date by Race, Sex, and Court	118
INDIVIDUAL OUTCOME/DISPOSITIONAL ACTIONS BY RACE AND SEX	119
Table – Outcomes by Type of Disposition, Race and Sex	120
JUVENILE COURT REFERRALS DISPOSED STATE-WIDE BASED ON NUMBER OF REFERRALS	122
Table/Chart – Breakdown of Referrals by Court Personnel Executing the Action	123
TREND INFORMATION	124
Chart – Yearly Comparison of Total Individual Children Referred to Tennessee Juvenile Courts	125
Chart – Yearly Comparison of Number of Referrals to Juvenile Court	126
Chart – Yearly Comparison of Number of Cases in Juvenile Court	127
Chart – Yearly Comparison of Delinquent Referral Reasons and Individual Children Referred	128
Chart – Yearly Comparison of Status/Unruly Referral Reasons and Individual Children Referred	129
Chart – Yearly Comparison of Neglect, Dependent, and Abuse Referral Reasons and Individual Children Referred	130
Chart – Yearly Comparison of Crime Index of Children Referred for Homicide, Robbery, Aggravated Assault, Rape, Larceny, Burglary	131
Chart – Yearly Comparison of Violent Crime Index of Referrals for Homicide, Robbery, Aggravated Assault, Rape	132
Chart – Yearly Comparison of Children Referred for Aggravated Assault, Burglary, Homicide, Larceny, Rape, Robbery	133
Chart – Yearly Comparison of Referrals for Aggravated Assault, Burglary, Homicide, Larceny, Rape, Robbery	134
Chart – Yearly Comparison of Children Committed to Department of Children’s Services (DCS, DHS, DYD)	135
Chart – Yearly Comparison of Children Referred to Juvenile Court with Violations of Probation or Aftercare	135
GLOSSARY	136

**TENNESSEE COUNCIL OF JUVENILE AND FAMILY COURT JUDGES
2008 ANNUAL JUVENILE COURT STATISTICAL REPORT**

THE TENNESSEE COUNCIL OF JUVENILE AND FAMILY COURT JUDGES

The Tennessee Council of Juvenile and Family Court Judges (TCJFCJ), was created by the Tennessee General Assembly through legislation that was effective July 1, 1982. The TCJFCJ is the official organization of Tennessee judges having juvenile court jurisdiction.

Throughout its history the Council has represented juvenile court judges and court staff, providing an independent voice regarding issues affecting children, youth, families and communities. The Council meets semi-annually to consider matters concerning their members' official duties and obligations. The Council promotes best court practices and seeks a clearer understanding of what problems and specific challenges dependent, neglected, unruly, and delinquent children face when they come before the courts. The Council strives to increase the court's resources and legal options so they may better meet the needs of Tennessee's children and their families.

TCJFCJ EXECUTIVE COUNCIL

President:	Honorable Ken Witcher	Macon County
Vice President:	Honorable Ray Grimes	Montgomery County
Secretary/Treasurer:	Honorable Nolan Goolsby	Putnam County

DIRECTORS

Immediate Past President:	Honorable Rachel Anthony	Lauderdale County
	Honorable Betty Adams Green	Davidson County
	Honorable Dennis Humphrey	Roane County
	Honorable A. Andrew Jackson	Dickson County
	Honorable Robert Lincoln	Washington
	Honorable Larry J. Logan	Carroll County
	Honorable Jeff D. Rader	Sevier County
	Honorable Wayne Shelton	Montgomery County

**TENNESSEE COUNCIL OF JUVENILE AND FAMILY COURT JUDGES
2008 ANNUAL JUVENILE COURT STATISTICAL REPORT**

THE ADMINISTRATIVE OFFICE OF THE COURTS

The Administrative Office of the Courts (AOC) assumed administrative support responsibility for the TCJFCJ in April 2005. Among the staff serving the TCJFCJ are the AOC's general counsel, a juvenile court program specialist, and a juvenile data collection team. The AOC collects juvenile court statistical data and publishes quarterly and annual statistical reports on the activities of the state's juvenile courts as part of the services they provide to the TCJFCJ. The juvenile courts and the clerks of the courts provide juvenile court data as set out in the Tennessee Code Annotated § 37-1-106(b)(3) and § 37-1-506, Report and publishing of juvenile court information, including cases, informal adjustments, pretrial diversions, and identifying information.

AOC POSITIONS

Executive Director:	Elizabeth A. Sykes
General Counsel:	David Haines
Juvenile Court Program Specialist:	Elvira Newcomb
Director, Information Technology:	Ann Lynn Walker
Juvenile Team	
Lead Systems Analyst:	Peach McComb
Juvenile Data Analyst:	Beverly Edmonds
Business Analyst:	Brenda Blythe

TENNESSEE COUNCIL OF JUVENILE AND FAMILY COURT JUDGES 2008 ANNUAL JUVENILE COURT STATISTICAL REPORT

2008 ANNUAL REPORT FORMAT

The 2008 Annual Juvenile Statistical Report follows a format that is based on a revision made in 2006, when it was divided into two parts to make it easier to read and use. The general state-wide statistics, graphs, and information are in the first portion of the report along with the summary information. Detailed information such as tables, trend information, and charts broken down by specific courts, sex, race, and age are in the second portion of the report. Readers will also find the information more comprehensive than in years past. The AOC has worked toward providing as much detailed juvenile court information as possible and has augmented the annual report in response to requests for more data.

The report for calendar year 2008 marks the fifth TCJFCJ annual report compiled and published by the AOC. Please call the AOC, or the specific juvenile court, for any data related questions. Please view the website for detailed statistics for each court and the 2008 Annual Juvenile Court and Statistical Report, which contains statistics from all of the juvenile courts.

<http://www.tennessee.gov/tcjfcj/reports.html>

2008 DATA LIMITATIONS

Recently developed reporting tools enabled the AOC staff to identify courts that appeared to be processing a large number of juveniles age 19 and over. Further analysis showed that the demographic information was being collected and reported on those individual's parents rather than on the children. The courts were contacted and made aware of this situation.

In some instances, court personnel required additional training to ensure that they were aware of the requirement that all data must be reported in relation to the juvenile, and that their submissions included adult demographic data. Although the juvenile court does hear some adult cases, the information collected and submitted must be from the juvenile's point of view. Other courts, mainly those with their own case management software, were unaware that the data extract being submitted contained parental demographic information rather than juvenile.

Both scenarios resulted in submissions of erroneous information. The demographic data in some courts was skewed to such a degree that the reports that were broken down by age group had unfairly weighted the depiction of how older juveniles were being handled in Tennessee. Please bear this in mind when viewing the data. The AOC staff has been working with these juvenile courts and their respective vendors to correct this reporting inaccuracy.

The AOC conducted an audit to identify other data anomalies which included a follow-up with several courts to determine why those anomalies appeared. The audit showed some juvenile courts that had under-reported the number of Judicial and Administrative Reviews conducted by their court staff. Some juvenile court case management systems did not provide accurate data updates and reporting. This meant that those courts could not report each case activity as it occurred. As a result, their statistics have been severely under-reported for many years.

TENNESSEE COUNCIL OF JUVENILE AND FAMILY COURT JUDGES 2008 ANNUAL JUVENILE COURT STATISTICAL REPORT

This problem was identified and the courts and software vendor were notified. While the child counts were being properly reflected in the data and remained stable, the number of contacts each juvenile had with court staff was under-reported as noted above. An extensive education effort by juvenile team staff members resulted in a 39.2% rise in reported Judicial Reviews and a 309.0% rise in reported Administrative Reviews in 2008. These numbers have continued to increase as many of the courts have begun to report their review data properly.

Tennessee has a non-unified court system which means that each court has its own methods of conducting court business. Collecting the same categories of juvenile data across all courts is a challenge. The AOC in conjunction with the Court Improvement Program (CIP) has taken steps to improve this deficiency, as noted in the Future Juvenile Court Case Management and Integrated Data Collection System portion of this report.

Caution should be exercised when comparing courts with each other. Although some juvenile courts do handle adult cases, such as contributing to the dependency or delinquency of a minor, those cases should be reported from the juvenile's perspective.

Please note that data from 2005 has not been included in the trend information charts. One of the larger juvenile courts submitted its 2005 data in a summarized format. The summarized data could not be included in the database or in the reports that used demographic information to break the data down into manageable categories. The absence of this court's information would have biased the data and given a false representation of juvenile trend factors within the State. To address this challenge, the AOC chose the trend range of 1998 through 2004 and 2006 through 2008, which showed 10 years of accumulated statistics that depicted the juvenile court data in the most meaningful way.

**TENNESSEE COUNCIL OF JUVENILE AND FAMILY COURT JUDGES
2008 ANNUAL JUVENILE COURT STATISTICAL REPORT**

PART I

**TENNESSEE COUNCIL OF JUVENILE AND FAMILY COURT JUDGES
2008 ANNUAL JUVENILE COURT STATISTICAL REPORT**

EXECUTIVE SUMMARY

REFERRAL INFORMATION

In Tennessee for the 2008 calendar year, there were a total of 178,614 referrals to juvenile courts involving 91,832 children and resulting in 277,279 dispositions.

The reader should note that the definition of case is as follows: "All referral reasons/charges reported to the court (via complaint, petition, motion, etc.) on a given day for a given child." It is also important to be aware that the juvenile data is counted based on the date of disposition. This is the date that the case is disposed or adjudicated by the juvenile court and then reported to the TCJFCJ during calendar year 2008.

Delinquent referrals totaled 77,754 and accounted for 43.5% of all referrals. Delinquent referrals for White males totaled 31,734 and represented 40.8% of the total delinquent referrals and outnumbered their female counterparts whose delinquent referrals totaled 13,891 and represented 17.9%. Delinquent referrals for African American males totaled 20,357 and represented 26.2% of the total delinquent referrals and outnumbered their female counterparts whose delinquent referrals totaled 8,271 and represented 10.6%.

REFERRALS BY AGE AND RACE

The 2008 data indicated that referrals for 15 and 16 year olds totaled 59,496 and represented 33.3% of referrals in all age groups. Referrals for 15 and 16 year old white males totaled 23,395. This represented 39.3% of referrals in this age category. Referrals for 15 and 16 year old white females totaled 12,674 and represented 21.3% of referrals in this age category. Referrals for 15 and 16 year old African American males totaled 13,923. This represented 23.4% and was the second largest number of referrals in this age category. Referrals for 15 and 16 year old African American females totaled 6,554 and represented 11.0% of referrals in this age category.

COURTS WITH THE HIGHEST PERCENTAGE OF CHILDREN REFERRED WITH RACE OTHER THAN WHITE

Court	Percentage
Haywood	87.47%
Shelby	85.73%
Davidson	74.70%
Hardeman	74.06%
Madison	70.65%

Regarding race, the number of non-white (African American, Native American, Asian, and Mixed Race) children reported totaled 29,947 and represented 32.6% of the juvenile court population.

TENNESSEE COUNCIL OF JUVENILE AND FAMILY COURT JUDGES 2008 ANNUAL JUVENILE COURT STATISTICAL REPORT

The number of White children reported totaled 56,656 and represented 61.7% of the juvenile court population while 5,229 were reported as Unknown and represented 5.7% of the juvenile court population.

The courts have asked that the racial categories be expanded to reflect individuals of Middle Eastern descent, for example, who are now being classified as White, African American, or Asian, as there is no accurate category in which to report these statistics except as noted.

The federal standard states that these juveniles would be included in the White category, but the courts would like the statistics to reflect the juvenile population in their jurisdiction more definitively so they can identify areas of need for resource allocation and intervention practices.

LIVING ARRANGEMENTS

At the time of their referral to juvenile court, 14,023 or 15.3% of all Tennessee children referred were living with both biological parents. Consistent with the data gathered in previous years, the Living Arrangement of Juveniles by Race and Sex for CY 2008 data showed that within the general juvenile court population 35,624 children were reported to be living "With Mother" at the time of referral to juvenile court. This is 38.8% of the total of all children referred. The second most reported living arrangement for the general juvenile court population was "With both Biological Parents" at 14,023 or 15.3%, slightly less than in 2007. The third most reported living arrangement was "Unknown" at 13,701 or 14.9%, which was also less than in 2007.

SCHOOL STATUS

In 2008, a majority 61,864 or 67.4% of the juvenile court population were reported as being "Enrolled" in school either full or part-time at the time of referral to juvenile court. A total of 12,097 or 13.2% of the juvenile court population were reported as "Not Enrolled" in school, which was a slight increase from 2007 at 11,228 children or 12.4%. The "Not Enrolled" in school category also included those children who had been expelled. It should be noted that school enrollment in 2008 for 17,871 or 19.5% of the juvenile court population was reported as "Unknown". It should also be noted that the category of "Unknown" was 11.8% less than in 2007 when a total of 20,269 or 22.4% of the juvenile court population were reported as "Unknown".

SPECIAL EDUCATION

In 2008, there were 3,260 or 3.6% of the general juvenile court population that were reported as being enrolled in a special education curriculum at the time of referral. A total of 50,431 or 54.9% of the juvenile court population were reported as "Not Enrolled" in a special education curriculum and the special education status of 38,141 children, or 41.5% of this same population was reported as "Unknown".

TENNESSEE COUNCIL OF JUVENILE AND FAMILY COURT JUDGES 2008 ANNUAL JUVENILE COURT STATISTICAL REPORT

REFERRAL DISPOSITION INFORMATION

Information regarding 178,614 referrals disposed in Tennessee juvenile courts was reported in 2008. A total of 77,754 or 43.5% of the 2008 referral reasons disposed by juvenile courts fell into the category of alleged Delinquent offenses. Alleged Status offenses represented 26,438 or 14.8% of the total referral reasons reported to the juvenile court. Non-offense referral reasons consisting of Special Proceedings at 25,910 or 14.5%, Parentage at 25,154 or 14.1%, and Dependency and Neglect at 10,605 or 5.9%, comprised an additional 61,669 or 34.5% of the total referral reasons reported to the juvenile court.

The 2008 data showed the most commonly reported delinquent referral reasons to be "Traffic" at 17,282, "Theft of Property" at 8,343, "Assault" at 8,041, "Disorderly Conduct" at 6,898, "Violation of Probation" at 5,657, and "Possession of Controlled Substances" at 3,860.

The most often reported status offense referral reasons were "Truancy" at 9,824, "Unruly Behavior" at 5,097, "Possession of Tobacco Products" at 3,943, "Violation of Curfew" at 3,096, "In-state Runaway" at 2,869, and "Violation of a Valid Court Order" at 1,560.

The most prevalent in the non-offense category were "Child Support" at 13,289, "Judicial Review" was next at 12,498, "Administrative Review" at 10,024, "Dependency and Neglect" at 9,416, "Custody" at 8,133, and "Foster Care Review" at 3,152.

REFERRAL SOURCE

Anyone who perceives a need for the juvenile court to intervene in a child's affairs can refer that child to the juvenile court. Frequently, the referral source is closely related to the reason for referral. For example, schools refer truants and law enforcement officers refer children who have committed illegal acts.

As the Source of Referrals by Race and Sex for CY 2008 table and chart show, "Law Enforcement" was the referral source most often cited at 74,037 or 41.5% of the total referrals to juvenile court, Court Staff at 23,981 or 13.4% was the second, the "Department of Children's Services" (DCS) was the third at 17,203 or 9.6%, Parents were the fourth at 14,676 or 8.2% and "School" at 13,302 or 7.5%, was the fifth.

TENNESSEE COUNCIL OF JUVENILE AND FAMILY COURT JUDGES 2008 ANNUAL JUVENILE COURT STATISTICAL REPORT

SIX MOST FREQUENT REFERRAL REASONS BY SOURCE IN 2008

When looking at the six (6) most frequently reported referral reasons associated with each referral source in 2008, law enforcement personnel most often referred juveniles for traffic complaints. With regard to schools, truancy remained the most cited referral reason and possession of tobacco products was the second most cited. Child Support issues were the most frequent referral reason cited by the District Attorney's Office, Other State Department, Self, and Child and Parent. Court Staff most often referred for judicial reviews, while custody was the reason most often cited for referral by parents and relatives. Most DCS and Social Agency referrals were for dependency and neglect issues. Victims referred most often for theft of property and Hospitals referred most often for requests for medical treatment and Community Service Agencies referred most often for probation violations.

WEAPONS REFERRALS

The 2008 data showed that of the total number of children referred for Unlawful Carrying/Possession of a Weapon, the age, number of children and percentage of the total children referred in this category were as follows: Age 17 at 305 or 36.7%; Age 16 at 224 or 27.0%; Age 15 at 164 or 19.7%; and Age 14 at 82 or 9.9%.

A portion of the numbers and percentages of children referred for Unlawful Carrying/Possession of a Weapon by race and gender in descending order were as follows: African American males at 516 or 62.1%, White males at 210 or 25.3%, African American females at 33 or 4.0%, and White females at 20 or 2.4%. Please refer to the Children Referred for Unlawful Carrying/Possession of a Weapon Report for more details.

The 2008 data showed that of the 496 children referred for Carrying Weapons on School Property, 421 or 84.9% of those referrals were for children 13 through 17 years of age.

A portion of the numbers and percentages of children referred for Carrying Weapons on School Property, by race and gender in descending order were as follows: White males at 193 or 38.9%, African American males at 173 or 34.9%, African American females at 76 or 15.3%, and White females at 33 or 6.7%. Please refer to the Children Referred for Carrying Weapons on School Property report for more details.

INTAKE ACTIONS AT REFERRAL

The 2008 data shows that 105,028 petitions were filed in 58.8% of the 2008 referrals and 9,477 motions were filed in 5.3% of the 2008 referrals. These figures reflect the number and percentage of petitions and motions that required judicial action of some kind.

TENNESSEE COUNCIL OF JUVENILE AND FAMILY COURT JUDGES 2008 ANNUAL JUVENILE COURT STATISTICAL REPORT

Citations, which law enforcement may use in lieu of a petition, were issued for 37,248 or 20.9% of all referrals. Acknowledgement of paternity processed actions accounted for 34 or 0.02% of the intake actions. Scheduling of 11,549 or 6.4% judicial reviews, 7,656 or 4.3% administrative reviews, and 2,111 or 1.2% foster care reviews accounted for 11.9% of the intake actions.

DETENTION INFORMATION

The 2008 detention at referral statistics revealed that of the 91,832 children referred, the numbers and percentages fell into the following categories in descending order: "Juvenile Detention Facility" at 9,961 or 10.9%, "Unknown" at 6,099 or 6.6%, "Non-Secure Placement" at 1,694 or 1.8%, "Other" at 468 or 0.5%, "Psychiatric Hospital" at 199 or 0.2%, "Jail-Complete Separation" at 28 or 0.03%, and "Jail-No Separation" at 5 or 0.01%. The 2008 data also showed that 73,378 or 79.9% of the children referred were in the "Does Not Apply" category because they were not considered for detention.

DISPOSITIONAL PROCEDURES FOR CY 2008

The statistics indicated that 74,213 or 41.5% of the referrals to juvenile court resulted in a formal adjudicatory proceeding. Of the formally adjudicated proceedings, 45,833 or 61.8% were substantiated, 22,388 or 30.2% formally dismissed, and 5,992 or 8.1% were retired/nolle prosequi.

Other dispositional procedures totaled 104,401 and accounted for 58.5% of all referral actions in 2008. These included Informal Adjustment of 26,247 or 25.1%, Pretrial Diversion at 7,973 or 7.6%, Special Proceedings at 28,348 or 27.2%, Case Held Open of 22,615 or 21.7%, Other at 11,896 or 11.4%, Review Concluded of 6,334 or 6.1% and Transfer to Adult Court Hearing and Charges cleared by Transfer to Adult Court Hearing of 988 or 0.9%.

NUMBER OF INDIVIDUAL CHILDREN TRANSFERRED TO ADULT COURT BY RACE AND SEX

The 2008 data was analyzed to determine the number of children transferred to adult court for alleged delinquent offenses. The data showed that 392 children were transferred to adult court in 2008. Males were the overwhelming majority of transferred children at 361 or 92.1% of the children transferred. A total of 293 or 74.7% of the children transferred were African American males, while their White male counterparts represented 64 or 16.3%. African American females represented 9 or 2.3% of the children transferred and White females represented 4 or 1.0%.

The 2008 statistics showed that African American males were transferred to adult courts 4.6 times more often than White males even though Delinquent White males significantly outnumbered delinquent African American males. The 2008 statistics also showed that Delinquent African American males committed offenses listed under TCA §37-1-134(a)(1) "Transfer from juvenile court", at a higher rate in both frequency and percentage than delinquent White males.

The majority of the children that were transferred to adult court were seventeen (17) years of age at the time of the alleged conduct.

TENNESSEE COUNCIL OF JUVENILE AND FAMILY COURT JUDGES 2008 ANNUAL JUVENILE COURT STATISTICAL REPORT

JUVENILE COURT REFERRALS DISPOSED STATE-WIDE BASED ON NUMBER OF REFERRALS

Juvenile court cases and referrals can be disposed by judges, referees, youth services officers, or probation officers. All cases resulting in a formal hearing and adjudication must be disposed by judicial staff, which includes judges, referees or special judges. Cases that are handled informally through informal adjustment or other informal, non-judicial actions can be disposed by the court officers.

The 2008 data showed that 147,597 or 82.6% of all referral reasons were disposed by judicial staff: 93,917 or 52.6% were disposed by Judges and 53,680 or 30.0% were disposed by Referees. Another 23,080 or 12.9% were disposed by Youth Services/Probation Officers, and 7,937 or 4.4% were disposed by Other.

COMPARISONS

Comparing calendar year 2007 with 2008, 90,533 children were referred in 2007 compared to the 91,832 children referred in 2008 which showed a 1.4% increase. In the Delinquent category 44,053 children were referred in 2008 and 44,210 children were referred in 2007. In the Status/Unruly category 20,515 children were referred in 2008 and 20,393 children were referred in 2007. In the Neglected, Dependent, and Abused category 7,631 children referred in 2008 and 7,346 children were referred in 2007. Please note that a child may be counted in more than one category.

This year the AOC uncovered and reported issues with court data submissions and identified areas for closer review and correction. There are more gains to be made in juvenile data collection as we work with court staff to achieve higher levels of accuracy with each annual report.

2008 ANNUAL JUVENILE COURT STATISTICAL REPORT

Please review the complete report to see all associated data, charts, and tables for the most detailed information. You will find the report on our website at this address: www.tennessee.gov/tcfcj/annualrpt.html

TENNESSEE COUNCIL OF JUVENILE AND FAMILY COURT JUDGES 2008 ANNUAL JUVENILE COURT STATISTICAL REPORT

JUVENILE JUSTICE SYSTEM IN TENNESSEE

JUVENILE COURT PHILOSOPHY

Tennessee's juvenile courts try to ensure that each child coming under their jurisdiction receives the best chance for suitable physical, mental, and moral development. The courts consider each child's case on its individual merits while adhering to three primary obligations: (1) protecting the community and society at large; (2) acting in the best interest and welfare of the child by means of protection, treatment, and rehabilitation and (3) upholding the dignity of the law. The courts continually seek out and implement changes in juvenile programs and operating methods that benefit their clients and attempt to break the cycle of juvenile delinquency and dysfunctional behavior.

Tennessee is home to 98 juvenile courts with 110 juvenile court judges. Of these 98 courts, 17 are designated "special act" juvenile courts while the remaining 81 are general sessions courts with juvenile jurisdiction. Each court, with the exception of Bristol and Johnson City, is county-based and administered with at least one juvenile court located in each of the state's 95 counties. While all of Tennessee's courts with juvenile jurisdiction do their best to follow the procedural guidelines established by the Tennessee Rules of Juvenile Procedure, there is little standardization in juvenile court size, case management procedures, and court administrative practices. This means that the systems and practices in Tennessee's juvenile courts vary widely and tend to reflect the needs and preferences of the people living in that particular community.

JUVENILE COURT JURISDICTION

A juvenile is defined as any individual who is under the chronological age of eighteen (18) years and who has not been previously transferred to adult court.

Juvenile courts deal not only with delinquency and status offenses, but also with issues concerning dependency and neglect, child abuse, child support, custody issues, establishing parentage, visitation, and the need for medical and/or mental health treatment for children. Tennessee's juvenile courts have jurisdiction within the following areas:

- Adjudication of children as dependent, neglected, abused, status/unruly, or delinquent
- Determination of custody
- Termination of parental rights
- Ordering of treatment, evaluation and/or commitment of mentally retarded and/or mentally ill children
- Commitment of children to the custody of the Department of Children Services
- Establishment of parentage
- Ordering and enforcement of child support for children of unwed parents

**TENNESSEE COUNCIL OF JUVENILE AND FAMILY COURT JUDGES
2008 ANNUAL JUVENILE COURT STATISTICAL REPORT**

- Establishing visitation for non-custodial parents
- Enforcement of the compulsory school attendance laws
- Removal of the age restrictions on a minor's application for a marriage license
- Giving of judicial consent to a minor's employment or enlistment in the armed services if law requires such consent
- Giving of judicial consent to the medical treatment of a child when his/her parents or guardians are unable to do so
- Judicial authorization of an abortion without parental consent
- Adjudication of alleged traffic violations by persons under the age of eighteen
- Transfer of serious delinquency cases to criminal court for trial as adults

Pursuant to Tennessee Code Annotated § 37-1-159, the juvenile court is a court of record. It may enforce its orders in any way in which a court of equity may enforce its orders and decrees, including by imprisonment and/or by fine for contempt.

TENNESSEE COUNCIL OF JUVENILE AND FAMILY COURT JUDGES 2008 ANNUAL JUVENILE COURT STATISTICAL REPORT

JUVENILE COURT PROFESSIONAL STAFF

The dedication of the juvenile court staff is crucial to a smoothly functioning juvenile court. The typical juvenile court professional staff is comprised of the juvenile court judge; referees (who are present primarily in the larger courts); youth services officers and/or probation officers; and the juvenile court clerk.

JUVENILE COURT JUDGE

The juvenile court judge must be 30 years old, licensed to practice law (unless elected to the post prior to 1982 or if the county has no qualified attorney), a resident of his/her district for one year, and elected by the people. The judge is the chief administrator of the court in addition to his/her judicial duties and is seen as having the following characteristics:

- Is learned in the law
- Possesses administrative ability and experience
- Maintains a broad acquaintance with modern social problems affecting children and youth
- Has a realistic understanding of children and their behavior relative to their total life needs

JUVENILE COURT REFEREE

The referee is appointed by the judge and may be directed to hear any case or class of cases. He or she must be licensed to practice law and has the same authority and powers as the judge to issue process and to conduct proceedings. Referees are generally appointed when the court's juvenile justice population is greater than one judge can manage, or when a commitment is probable and the judge is not an attorney. Cases heard and adjudicated by a referee may be appealed to the judge.

YOUTH SERVICES OFFICER AND PROBATION OFFICER

The youth services officer (YSO) and probation officer (PO) are officials of the court and are as essential to judicial process functions as they are to children's welfare within the juvenile justice system. Their duties include, but are not limited to, the following:

- Juvenile Court Intake
- Pre-Hearing Investigations
- Referral
- Supervision of Youth
- Detention Screenings
- Counseling
- Record Keeping

**TENNESSEE COUNCIL OF JUVENILE AND FAMILY COURT JUDGES
2008 ANNUAL JUVENILE COURT STATISTICAL REPORT**

JUVENILE COURT CLERK

The juvenile court clerk is the records keeping and management backbone of the juvenile court. The clerk maintains separate minutes, dockets, and legal records of all matters pertaining to juvenile court proceedings as required by law. Juvenile court clerks also collect all fees, fines, and court costs assessed by the juvenile court. The juvenile courts and the clerks of the courts provide juvenile court data as set out in the Tennessee Code Annotated § 37-1-106(b)(3) and § 37-1-506.

TENNESSEE COUNCIL OF JUVENILE AND FAMILY COURT JUDGES 2008 ANNUAL JUVENILE COURT STATISTICAL REPORT

JUVENILE COURT DATA COLLECTION PROCESS

DATA SUBMISSION AND REPORTS

All 98 Tennessee juvenile courts reported data to the TCJFCJ in 2008. Each court submitted its juvenile court data as required by Tennessee Code Annotated § 37-1-106(b)(3) and § 37-1-506. This data may be published and made available to properly concerned agencies and individuals or to any person upon request.

The courts used either JIF98, a data collection software program provided by the TCJFCJ, or other data collection software that they obtained for their court. Those courts using other data collection software are required to adhere to the data validation standards developed by AOC staff which help insure data accuracy. The courts submitted their data on computer readable media, or as electronic mail attachments. Tennessee juvenile courts have reported data to the TCJFCJ for the past 15 years, thereby distinguishing Tennessee as having one of the relatively few state-wide juvenile court databases in the country. All data is validated, any corrections are solicited from the courts, and the data is further analyzed and summarized to produce the following reports:

- Monthly Missing Data (if required)
- Monthly Data Validation
- Quarterly Summary
- Year-to-Date Summary
- Annual Summary
- Annual Demographic Data Validation
- Court Specific Annual Report
- Ad Hoc (by request)

DATA COLLECTED

The basic data collected in this process falls within the following categories:

- Referral and intake information
- Formal and informal court actions
- Dependency and neglect information
- Demographic information
- Detention information
- Disposition/Outcome information
- Internal periodic case reviews
- Formal judicial reviews

TENNESSEE COUNCIL OF JUVENILE AND FAMILY COURT JUDGES 2008 ANNUAL JUVENILE COURT STATISTICAL REPORT

UNITS OF COUNT

The Council uses four (4) units of count.

1. Number of Children
2. Number of Cases
3. Number of Referrals
4. Number of Dispositions/Outcomes

Counting children is accomplished by using the unique identification number that the court assigns to each child. This identification method insures that each child will be counted only once for statistical purposes.

Each child may have one (1) or more cases. A case is defined as: "All referral reasons/charges reported to the court (via complaint, petition, motion, etc.) on a given day for a given child". This means that one case on an individual child may contain up to five referral reasons. The top five (5) referral reasons or charges on one referral date in each case are collected for statistical purposes. A referral is defined as a complaint, offense, or reason that the juvenile court is involved with the child. Each case or referral has at least one (1) or more dispositions or outcomes, so the number of dispositions or outcomes may exceed the number of referrals.

The disposition or outcome is the definitive action taken, or treatment plan decided, regarding a particular case. The disposition date, which is the date that the case is disposed, is used to determine when the case will be counted and reported for statistical purposes. The Council determined that calendar year shall be used for the annual reporting period.

TENNESSEE COUNCIL OF JUVENILE AND FAMILY COURT JUDGES 2008 ANNUAL JUVENILE COURT STATISTICAL REPORT

FUTURE JUVENILE COURT CASE MANAGEMENT AND INTEGRATED DATA COLLECTION SYSTEM

Several initiatives are underway to improve juvenile court data collection, case management, and reporting methods. One of those initiatives is development of a new Juvenile Court Case Management and Integrated Data Collection System, which will eventually replace the current JIF98 Data Collection System that has been in use for about 13 years. The future case management and data collection system will be designed so that it is technologically up-to-date, flexible, and easily modified to accommodate additional requirements, legislative mandates, and changes as they arise.

There are several limitations to the current data collection system. JIF98 does not allow courts to request case information or correct data once it is loaded. The future data collection and case management system will allow the courts to update their own juvenile court case information, make corrections, and create statistical reports and documents, as well as manage their court procedures electronically. Local data maintenance and functionality will eliminate the processing and transmission time the courts are now experiencing as they must request reports from the AOC. The courts may still request reports and the AOC will continue to provide the reporting services currently offered, but the courts will have more flexibility. The courts will be able to create their own reports and documents as needed. The replacement system will also be more efficient in utilizing data extracts provided by courts that already have their own case management, data collection, and reporting systems.

The current JIF98 data collection system has a limited amount of space for information. Many of the courts collect more juvenile information than there are categories allowed in JIF98. The future case management and data collection system will be aligned with the Tennessee Code Annotated, which means that the referral reasons and case outcomes that may be collected for each juvenile will be unlimited and the counts will not be restricted to the top five (5) offenses and eight (8) outcomes as they are now. This change will result in a more detailed view of how juvenile cases are being handled by court staff.

The future system will be able to capture in-depth information concerning juveniles and their families. The eventual goal is to make it easier for the courts to collect, locally validate, and submit accurate information to the State, as well as to streamline local business procedures. These expanded capabilities will mean that the courts will be able to pinpoint problem areas earlier, allowing each one to address issues they have identified and apply their limited resources where they will be most effective.

Another part of this initiative was the design and creation of a secure, web-based data review process, which was launched in early 2008. This process enabled data collectors in juvenile courts to review their statistics on-line in a secure environment, saving postage, paper, and numerous man-hours.

TENNESSEE COUNCIL OF JUVENILE AND FAMILY COURT JUDGES 2008 ANNUAL JUVENILE COURT STATISTICAL REPORT

JUVENILE COURT REFERRAL PROCESS

The basic juvenile court process in Tennessee is comprised of three central phases:

1. Intake
2. Adjudication
3. Outcomes/Disposition

Juvenile court intake is a process during which the court reviews information in order to determine whether it has the authority to intervene in a child's life and in what manner it will administer its authority. The components of the intake process are referral to intake, detention screening, and assessment of how to handle the complaint.

Referral to intake begins with a complaint that has been filed. The complaints are filed by law enforcement, parents or other individuals or agencies requesting that the court exercise its authority. If the complainant requests that the juvenile be detained, the intake officer performs a detention screening to determine if there is probable cause (legal sufficiency) that the child committed the alleged offense and is subject to detention in accordance with the statute. The intake officer then determines if the complaint should be excluded, informally adjusted (a voluntary agreement between the intake officer, the child and the parents), or if a petition should be filed.

In most instances if a petition is filed the case goes into the adjudicatory phase. The juvenile court judge or referee hears the case in the adjudicatory phase to determine if the allegations in the petition are true. The court considers only formally admitted evidence in making its decision. When the allegations are substantiated, the judge will either proceed immediately or will set a later hearing date to determine the appropriate case outcome or disposition. If the allegations are not substantiated or cannot be proven, the petition will be dismissed.


The purpose of the dispositional phase is to determine an appropriate course of action for the child while taking into consideration his or her circumstances. The disposition occurs when the attempt to meet the child's social and rehabilitative needs through an appropriate course of treatment or action is made.

The Juvenile Court Referral Process Chart on the next page is a graphic depiction of the referral process and shows how many referrals were disposed state-wide in 2008.

**TENNESSEE COUNCIL OF JUVENILE AND FAMILY COURT JUDGES
2008 ANNUAL JUVENILE COURT STATISTICAL REPORT**

The Juvenile Court Referral Process for CY 2008

Delinquent 77,754	Status 26,438	Dependency and Neglect 10,605	Other Violations 306	Special Proceedings 25,910	Parentage 25,154	Other 12,447
-----------------------------	-------------------------	---	--------------------------------	--------------------------------------	----------------------------	------------------------



Parents, Victims, School, Relatives, State Dept, etc.
104,577

Law Enforcement
74,037

Pretrial Diversion, Informal Adjustment
34,220

Court Actions
178,614

Transfer to Adult Court Hearing
943

Charges Cleared By Transfer to Adult Court
45

Formal Adjudications
74,213

Special Proceeding
28,348

Review Concluded
6,334

Case Held Open
22,615

Other
11,896

Juvenile Court System Outcomes / Dispositions
277,279

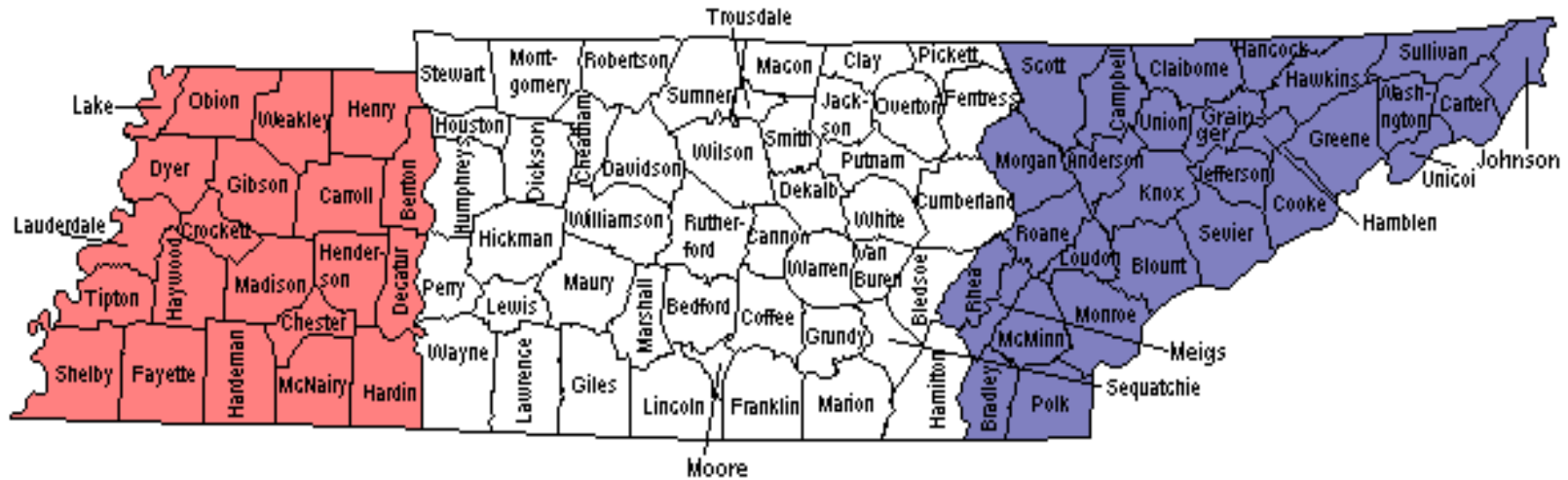
Formal
20,457

General
155,000

Special Proceedings
56,353

Other
45,469

**TENNESSEE COUNCIL OF JUVENILE AND FAMILY COURT JUDGES
2008 ANNUAL JUVENILE STATISTICAL REPORT**



Tennessee Juvenile Courts (Total Courts = 98)

Anderson	Cocke	Greene	Jefferson	McMinn	Roane	Tipton
Bedford	Coffee	Grundy	Johnson	McNairy	Robertson	Trousdale
Benton	Crockett	Hamblen	Johnson City	Meigs	Rutherford	Unicoi
Bledsoe	Cumberland	Hamilton	Knox	Monroe	Scott	Union
Blount	Davidson	Hancock	Lake	Montgomery	Sequatchie	Van Buren
Bradley	Decatur	Hardeman	Lauderdale	Moore	Sevier	Warren
Bristol	DeKalb	Hardin	Lawrence	Morgan	Shelby	Washington
Campbell	Dickson	Hawkins	Lewis	Obion	Smith	Wayne
Cannon	Dyer	Haywood	Lincoln	Overton	Stewart	Weakley
Carroll	Fayette	Henderson	Loudon	Perry	Sullivan Div I	White
Carter	Fentress	Henry	Macon	Pickett	Sullivan Div II	Williamson
Cheatham	Franklin	Hickman	Madison	Polk	Sumner	Wilson
Chester	Gibson	Houston	Marion	Putnam		
Claiborne	Giles	Humphreys	Marshall	Rhea		
Clay	Grainger	Jackson	Maury			

TENNESSEE COUNCIL OF JUVENILE AND FAMILY COURT JUDGES 2008 ANNUAL JUVENILE STATISTICAL REPORT

TENNESSEE REGIONAL AND METROPOLITAN AREA MAP

Tennessee is divided into eight (8) major regions and four (4) metropolitan areas. The Regions are shown on the map below.



REGIONS:

East Region: (Counties) Anderson, Blount, Campbell, Claiborne, Cocke, Grainger, Hamblen, Jefferson, Loudon, Monroe, Morgan, Roane, Scott, Sevier and Union

Mid-Cumberland Region: (Counties) Cheatham, Dickson, Houston, Humphreys, Montgomery, Robertson, Rutherford, Stewart, Sumner, Trousdale, Williamson and Wilson

Northeast Region: (Counties) Bristol City, Carter, Greene, Hancock, Hawkins, Johnson City, Sullivan Division 1, Sullivan Division 2, Unicoi and Washington

Northwest Region: (Counties) Benton, Carroll, Crockett, Dyer, Gibson, Henry, Johnson, Lake, Obion and Weakley

South Central Region: (Counties) Bedford, Coffee, Giles, Hickman, Lawrence, Lewis, Lincoln, Marshall, Maury, Moore, Perry and Wayne

Southeast Region: (Counties) Bledsoe, Bradley, Franklin, Grundy, Marion, McMinn, Meigs, Polk, Rhea and Sequatchie

Southwest Region: (Counties) Chester, Decatur, Fayette, Hardeman, Hardin, Haywood, Henderson, Lauderdale, Madison, McNairy and Tipton

Upper Cumberland Region: (Counties) Cannon, Clay, Cumberland, De Kalb, Fentress, Jackson, Macon, Overton, Pickett, Putnam, Smith, Van Buren, Warren and White

METROPOLITAN AREAS:

Davidson County/Nashville

Shelby County/Memphis

Hamilton County/Chattanooga

Knox County/Knoxville

TENNESSEE COUNCIL OF JUVENILE AND FAMILY COURT JUDGES 2008 ANNUAL JUVENILE COURT STATISTICAL REPORT

CHILDREN REFERRED TO JUVENILE COURTS

NUMBER OF INDIVIDUAL CHILDREN REFERRED TO JUVENILE COURTS FOR CY 2008

Tennessee is divided into eight (8) major regions and four (4) metropolitan areas. These areas are shown on the previous page. The table and chart on the next page represent the number of juveniles referred to juvenile courts by region and metropolitan area. The East region referred the highest number of White males 7,161 and White females 5,311. These numbers represented 52.4% and 38.9% of the East region's total juvenile court population respectively. The Shelby County Metro area referred the highest number of African American males 6,794 and African American females 4,516. These numbers represented 49.5% and 32.9% of Shelby County Metro area's total juvenile court population respectively.

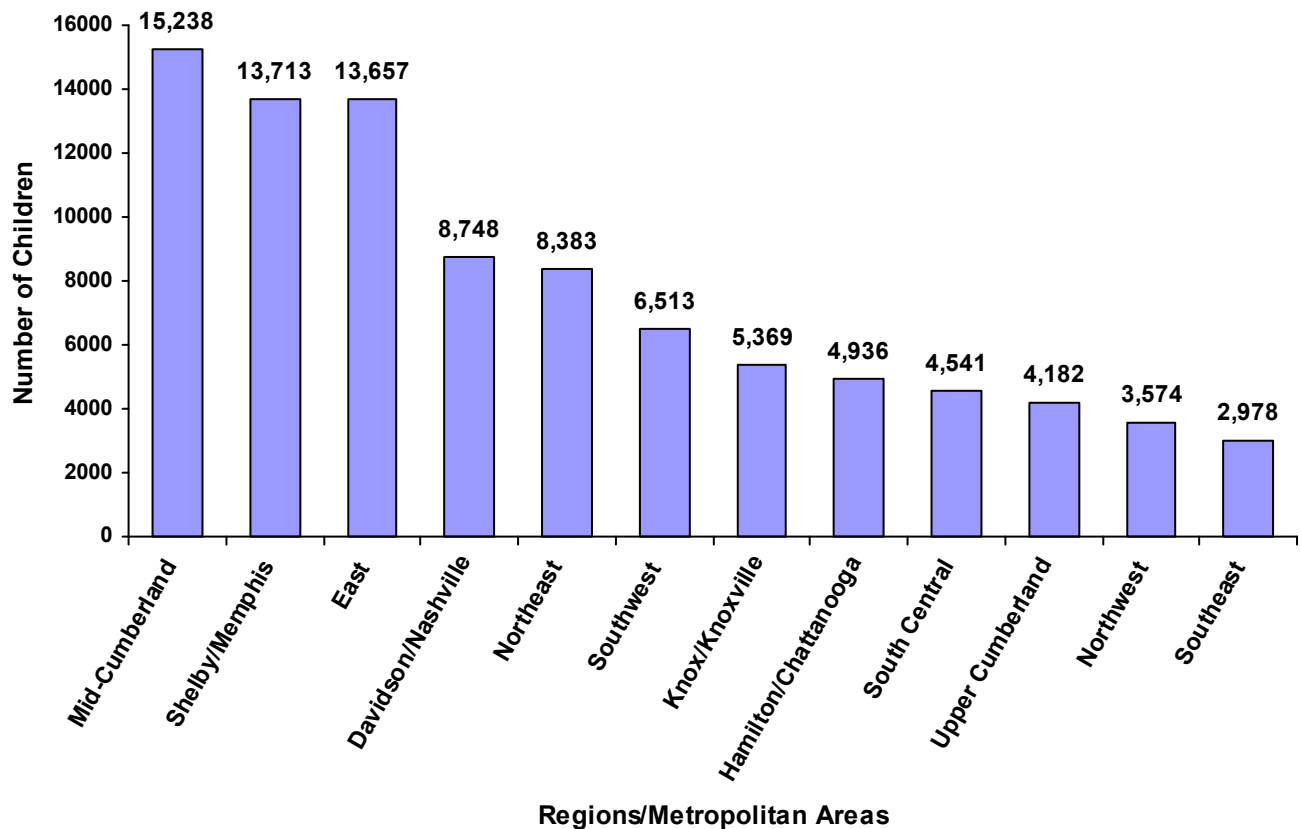
Over one third or 35.7% of the 91,832 children referred were from the four metropolitan areas of Shelby/Memphis at 13,713, Davidson/Nashville at 8,748, Knox/Knoxville at 5,369, and Hamilton/Chattanooga at 4,936.

TENNESSEE COUNCIL OF JUVENILE AND FAMILY COURT JUDGES 2008 ANNUAL JUVENILE COURT STATISTICAL REPORT

Children Referred to Juvenile Court by Region, Race and Sex for CY 2008 Includes Geographical Regions and Major Metropolitan Areas

	White Male	African American Male	Other Race Male	White Female	African American Female	Other Race Female	Unknown Race or Sex	Total	% of All Children Referred
Davidson/Nashville	1,275	2,686	169	930	1,922	113	1,653	8,748	9.53%
East	7,161	403	136	5,311	222	97	327	13,657	14.87%
Hamilton/Chattanooga	1,193	1,529	33	859	1,204	33	85	4,936	5.38%
Knox/Knoxville	1,863	587	57	1,403	460	49	950	5,369	5.85%
Mid-Cumberland	6,985	1,611	306	4,175	845	238	1,078	15,238	16.59%
Northeast	4,335	201	80	3,138	130	73	426	8,383	9.13%
Northwest	1,585	481	32	986	307	23	160	3,574	3.89%
Shelby/Memphis	1,141	6,794	105	816	4,516	67	274	13,713	14.93%
South Central	2,356	310	45	1,469	186	40	135	4,541	4.94%
Southeast	1,705	134	37	980	69	25	28	2,978	3.24%
Southwest	1,775	1,857	78	1,248	1,351	83	121	6,513	7.09%
Upper Cumberland	2,451	65	32	1,465	36	26	107	4,182	4.55%
Totals	33,825	16,658	1,110	22,780	11,248	867	5,344	91,832	

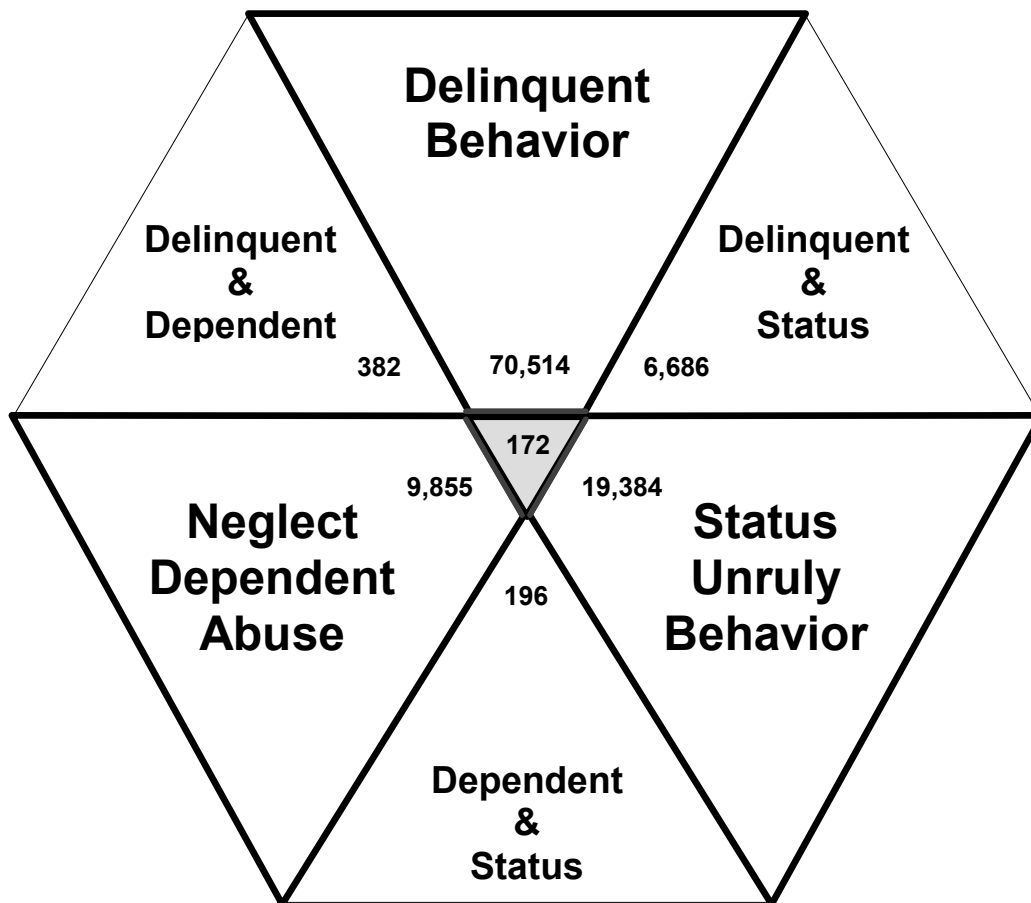
Children Referred to Juvenile Court by Region/Metropolitan Areas



**TENNESSEE COUNCIL OF JUVENILE AND FAMILY COURT JUDGES
2008 ANNUAL JUVENILE COURT STATISTICAL REPORT**

Delinquent, Dependent/Neglect/Abuse, and Status/Unruly Referrals for CY 2008

Total = 107,189



The remaining referrals are for:
Custody, Visitation, Paternity/Legitimation, Child Support,
Special Procedures and Other Referrals

Each child may be counted
in more than one category

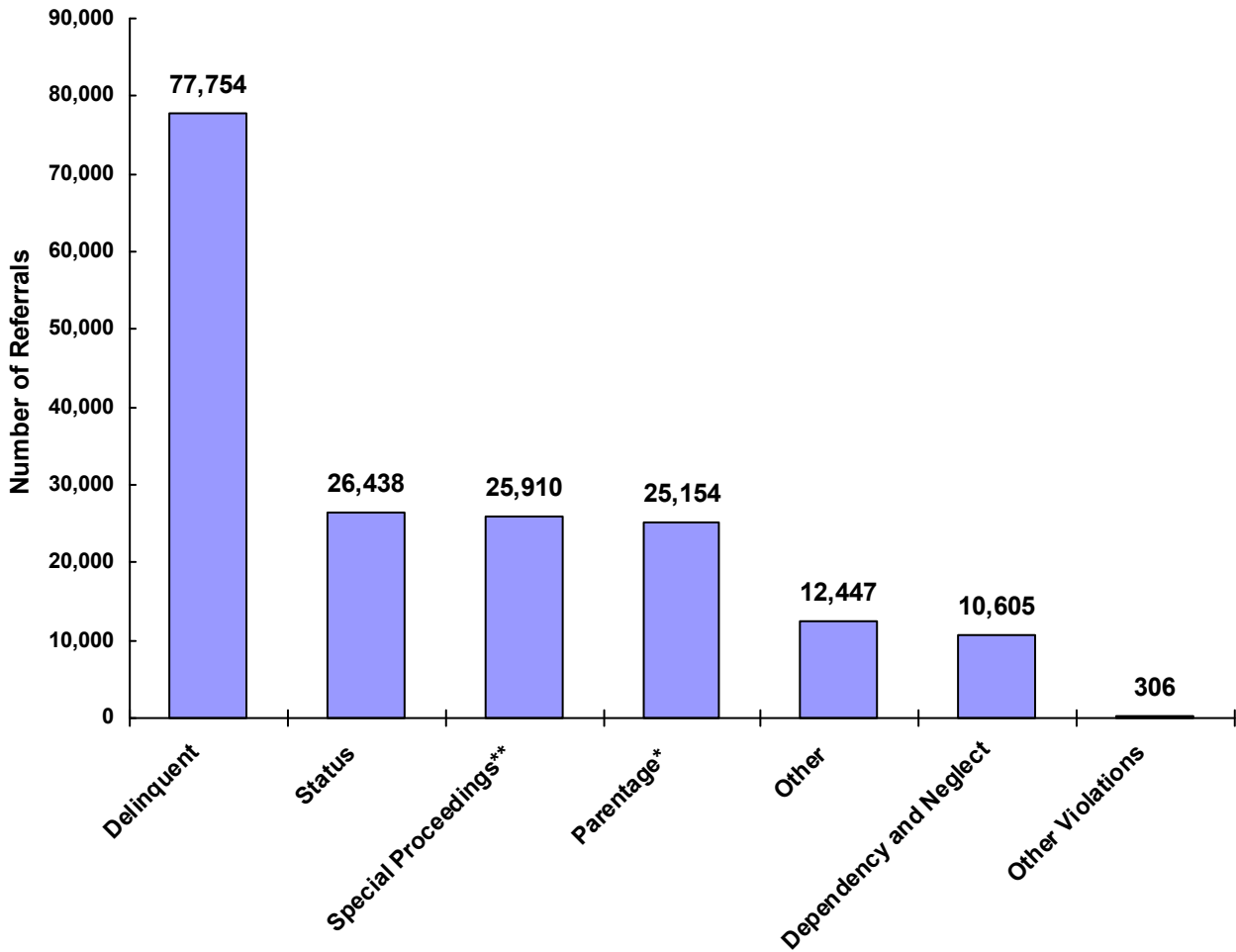
Total number of individual children for ALL referrals
disposed by juvenile courts during CY 2008 equals
91,832

Children can have referrals in multiple categories. The drawing above shows that in the year 2008 there were 70,514 referrals to juvenile courts in Tennessee for children with only delinquent offenses, 19,384 for those with only status/unruly behavior, and 9,855 for children with neglect, dependent or abuse referrals during the calendar year. There were 6,686 referrals for children that had a delinquent AND a status/unruly referral. There were 382 referrals for children with both delinquent behavior AND a neglect, dependent or abuse allegation. There were 196 referrals for children that had both a status/unruly referral AND a neglect, dependent or abuse allegation. Also, there were 172 referrals for children that had a delinquent referral, a status/unruly referral AND a neglect, dependent or abuse allegation.

**TENNESSEE COUNCIL OF JUVENILE AND FAMILY COURT JUDGES
2008 ANNUAL JUVENILE COURT STATISTICAL REPORT**

Referrals by Type of Offense in CY 2008

Total Referrals = 178,614



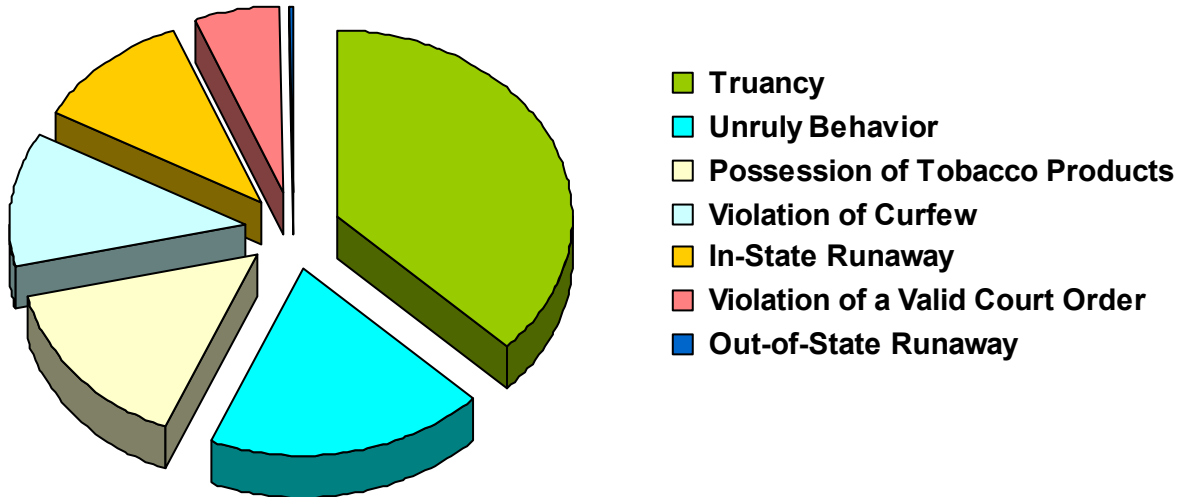
* Parentage includes: Custody, Visitation, Paternity/Legitimation and Child Support
**Special Proceedings include: Judicial Review, Administrative Review, Foster Care Review, Request for Medical Treatment and Consent to Marry

Information from the Juvenile Court represents a total of 91,832 children and 151,787 cases that were reported to the TCJFCJ.

A Status offense is an offense committed by a child that if committed by an adult, would not be considered an offense or unlawful act. An example of this is smoking when not legally an adult.

**TENNESSEE COUNCIL OF JUVENILE AND FAMILY COURT JUDGES
2008 ANNUAL JUVENILE COURT STATISTICAL REPORT**

**Referrals for Status/Unruly Offenses in CY 2008
Total Status/Unruly Referrals = 26,438**



Referral Reason	Count	Percent
Truancy	9,824	37.16%
Unruly Behavior	5,097	19.28%
Possession of Tobacco Products	3,943	14.91%
Violation of Curfew	3,096	11.71%
In-State Runaway	2,869	10.85%
Violation of a Valid Court Order	1,560	5.90%
Out-of-State Runaway	49	0.19%
Total	26,438	

**TENNESSEE COUNCIL OF JUVENILE AND FAMILY COURT JUDGES
2008 ANNUAL JUVENILE COURT STATISTICAL REPORT**

**CHILDREN REFERRED WITH DELINQUENT, STATUS/UNRULY AND DEPENDENCY,
NEGLECT AND ABUSE REFERRALS CY 2008**

The tables on the next page show race and sex by three (3) categories:

1. Delinquent
2. Status/Unruly
3. Dependency/Neglect/Abuse

White males in the delinquent category totaled 18,106 and represented 41.1% of the juvenile population with delinquent referrals outnumbering their female counterparts who totaled 9,422 and represented 21.4%. African American males in the delinquent category totaled 9,642 and represented 21.9% of the juvenile population with delinquent referrals outnumbering their female counterparts who totaled 4,993 and represented 11.3% of the juvenile population with delinquent referrals.

White males in the status/unruly category totaled 8,493 and represented 41.4% of the total juvenile population with status/unruly referrals, outnumbering their female counterparts who totaled 5,882 and represented 28.7%. African American males in the status/unruly category totaled 2,977 and represented 14.5% of the total juvenile population with status/unruly referrals, outnumbering their female counterparts who totaled 2,029 and represented 9.9%.

White females in the dependency/neglect/abuse category totaled 2,132 and represented 27.9% of the total juvenile population outnumbering their male counterparts who totaled 2,059 and represented 27.0%. African American males in the dependency/neglect/abuse category totaled 1,357 and represented 17.8% of the total juvenile population with dependency/neglect/abuse referrals and their numbers were similar to their female counterparts who totaled 1,342 and represented 17.6%.

Please note the tables on the next page graphically depict what was discussed above. It should also be noted that dependency/neglect/abuse data is underreported to the Council because of the varying methods different juvenile courts use to file petitions.

**TENNESSEE COUNCIL OF JUVENILE AND FAMILY COURT JUDGES
2008 ANNUAL JUVENILE COURT STATISTICAL REPORT**

Children* with Delinquent Referrals by Race and Sex for CY 2008

	White	African American	Native American	Asian	Mixed Race	Unknown Race	Total
Male	18,106	9,642	22	103	357	731	28,961
Female	9,422	4,993	13	39	200	295	14,962
Unknown Sex	8	13	0	0	1	108	130
Totals	27,536	14,648	35	142	558	1,134	44,053

Children* with Status/Unruly Referrals by Race and Sex for CY 2008

	White	African American	Native American	Asian	Mixed Race	Unknown Race	Total
Male	8,493	2,977	17	54	174	376	12,091
Female	5,882	2,029	14	40	140	275	8,380
Unknown Sex	6	2	0	0	0	36	44
Totals	14,381	5,008	31	94	314	687	20,515

Children* with Dependency/Neglect/Abuse Referrals by Race and Sex for CY 2008

	White	African American	Native American	Asian	Mixed Race	Unknown Race	Total
Male	2,059	1,357	0	10	110	203	3,739
Female	2,132	1,342	0	7	97	197	3,775
Unknown Sex	20	4	0	0	0	93	117
Totals	4,211	2,703	0	17	207	493	7,631

* A child may be counted in more than one referral category

TENNESSEE COUNCIL OF JUVENILE AND FAMILY COURT JUDGES 2008 ANNUAL JUVENILE COURT STATISTICAL REPORT

REFERRALS IN JUVENILE COURTS

DELINQUENT, STATUS/UNRULY AND DEPENDENCY, NEGLECT AND ABUSE REFERRALS CY 2008

The tables on the next page show delinquent referrals by race and sex in three (3) categories:

1. Delinquent
2. Status/Unruly
3. Dependency/Neglect/Abuse

Delinquent referrals totaled 77,754. Delinquent referrals for White males totaled 31,734 and represented 40.8% of the total delinquent referrals. Delinquent referrals for African American males totaled 20,357 and represented 26.2% of the total delinquent referrals. Delinquent referrals for White females totaled 13,891 and represented 17.9% of the total delinquent referrals. Delinquent referrals for African American females totaled 8,271 and represented 10.6% of the total delinquent referrals.

Status/unruly referrals totaled 26,438. Status/Unruly Referrals for White males totaled 10,944 and represented 41.4% of the total status/unruly referrals. Status/unruly referrals for White females totaled 7,416 and represented 28.1% of the total status/unruly referrals. Status/unruly referrals for African American males totaled 3,920 and represented 14.8% of the total status/unruly referrals. Status/unruly referrals for African American females totaled 2,663 and represented 10.1% of the total status/unruly referrals.

Dependency/neglect/abuse referrals totaled 10,605. White females represented the greatest number of referrals in this category with 3,188 or 30.1% of the total dependency/neglect/abuse referrals. White males represented the next highest number of referrals in this category with 3,160 or 29.8% of the total dependency/neglect/abuse referrals. African American males represented the third highest number of referrals in this category with 1,610 or 15.2% of the total dependency/neglect/abuse referrals and African American females represented the fourth highest number of referrals in this category with 1,582 or 14.9% of the total dependency/neglect/abuse referrals.

Please note the tables on the next page graphically depict what was discussed above. It should also be noted that dependency/neglect/abuse data is underreported to the Council because of the varying methods different juvenile courts use to file petitions.

**TENNESSEE COUNCIL OF JUVENILE AND FAMILY COURT JUDGES
2008 ANNUAL JUVENILE COURT STATISTICAL REPORT**

Delinquent Referrals by Race and Sex for CY 2008

	White	African American	Native American	Asian	Mixed Race	Unknown Race	Total
Male	31,734	20,357	70	196	759	1,403	54,519
Female	13,891	8,271	25	76	389	412	23,064
Unknown Sex	12	16	0	0	1	142	171
Totals	45,637	28,644	95	272	1,149	1,957	77,754

Status/Unruly Referrals by Race and Sex for CY 2008

	White	African American	Native American	Asian	Mixed Race	Unknown Race	Total
Male	10,944	3,920	22	79	267	447	15,679
Female	7,416	2,673	29	59	205	323	10,705
Unknown Sex	8	2	0	0	0	44	54
Totals	18,368	6,595	51	138	472	814	26,438

Dependency/Neglect/Abuse Referrals by Race and Sex for CY 2008

	White	African American	Native American	Asian	Mixed Race	Unknown Race	Total
Male	3,160	1,610	0	15	156	289	5,230
Female	3,188	1,582	0	9	142	289	5,210
Unknown Sex	28	5	0	0	0	132	165
Totals	6,376	3,197	0	24	298	710	10,605

**TENNESSEE COUNCIL OF JUVENILE AND FAMILY COURT JUDGES
2008 ANNUAL JUVENILE COURT STATISTICAL REPORT**

REFERRALS BY AGE GROUP, RACE AND SEX FOR CY 2008

The chart on the next page depicts the number of referrals to juvenile courts by age group, race and sex. When looking at age, the 2008 data indicated that the largest number of referrals totaled 59,496, represented 33.3% of the total number of referrals and fell within the 15 through 16 years of age category. White males represented the greatest number of referrals in the 15 through 16 years of age category and totaled 23,395 or 39.3%. African American males represented the second largest number of referrals in the 15 through 16 years of age category and totaled 13,923 or 23.4%. White females represented the third largest at 12,674 or 21.3% of these referrals and African American females represented 6,554 or 11.0% of these referrals.

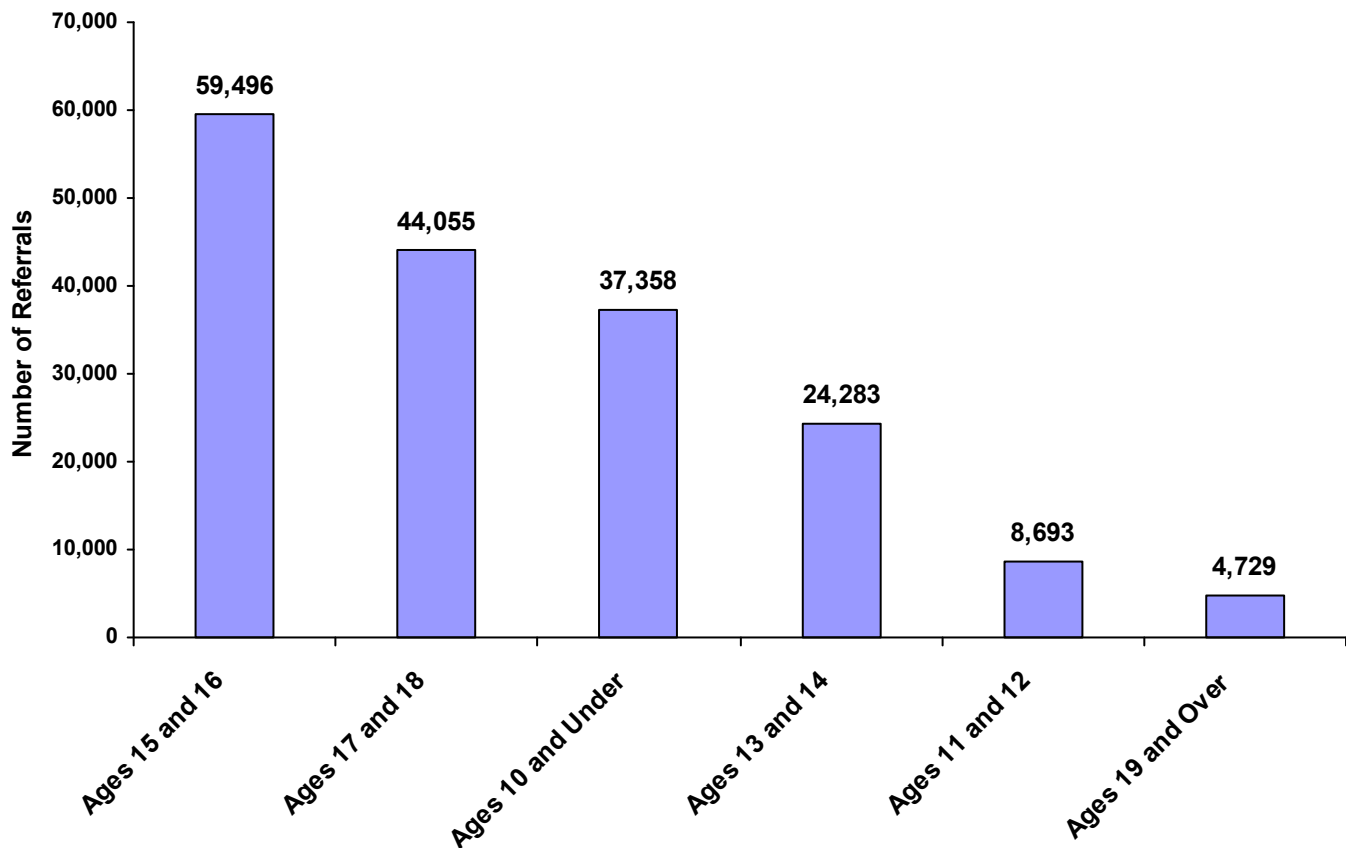
The 19 and over years of age category had the fewest referrals at 4,729 or 2.7% reported for juveniles whose ages were known at the time of referral.

**TENNESSEE COUNCIL OF JUVENILE AND FAMILY COURT JUDGES
2008 ANNUAL JUVENILE COURT STATISTICAL REPORT**

Referrals by Age Group, Race and Sex for CY 2008

	White Male	African American Male	Other Race Male	White Female	African American Female	Other Race Female	Unknown Race or Sex	Total	% of Total Referrals
Birth through Age 10	11,241	5,138	688	10,579	4,614	679	4,419	37,358	20.92%
Ages 11 and 12	2,955	1,895	133	1,972	1,227	87	424	8,693	4.87%
Ages 13 and 14	7,947	6,539	344	5,146	3,324	254	729	24,283	13.60%
Ages 15 and 16	23,395	13,923	824	12,674	6,554	479	1,647	59,496	33.31%
Ages 17 and 18	20,352	8,231	529	9,825	3,768	262	1,088	44,055	24.66%
Ages 19 and Over	1,830	961	14	733	264	4	923	4,729	2.65%
All Age Group Totals	67,720	36,687	2,532	40,929	19,751	1,765	9,230	178,614	

Total Referrals by Age Group



**TENNESSEE COUNCIL OF JUVENILE AND FAMILY COURT JUDGES
2008 ANNUAL JUVENILE COURT STATISTICAL REPORT**

CHILDREN REFERRED BY AGE GROUP, RACE AND SEX FOR CY 2008

Refer to the chart on the next page to see statistics for the number of individual children that were referred to juvenile courts by age group, race, and sex in 2008. The 2008 data indicated that the age group with the largest number of children referred totaled 27,707 and represented 30.2% of the total number of children referred and fell within the 15 through 16 years of age category. White males represented the greatest number of children in the 15 through 16 years of age category and totaled 11,039 or 39.8% and outnumbered their female counterparts who totaled 6,822 or 24.6% of the juveniles referred in this age category. African American males represented the third largest number of children referred in the 15 through 16 years of age category and totaled 5,215 or 18.8% and outnumbered their female counterparts who totaled 3,265 or 11.8% of juveniles referred in this age category.

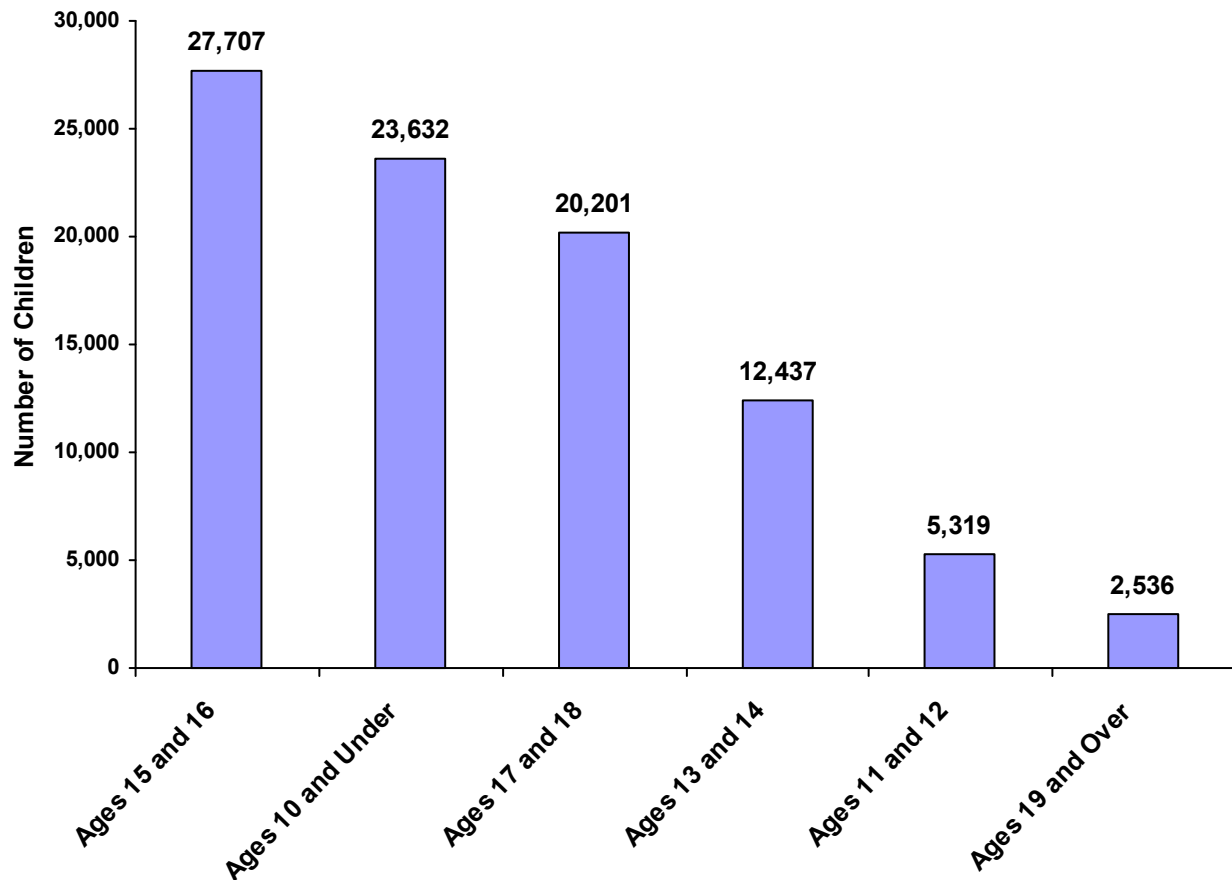
The 19 and over years of age category had the lowest number of children referred at 2,536 or 2.8% of total children whose ages were known at the time of referral.

**TENNESSEE COUNCIL OF JUVENILE AND FAMILY COURT JUDGES
2008 ANNUAL JUVENILE COURT STATISTICAL REPORT**

Children Referred by Age Group, Race and Sex for CY 2008

	White Male	African American Male	Other Race Male	White Female	African American Female	Other Race Female	Unknown Race or Sex	Total	% of All Children Referred
Ages 10 and Under	6,660	3,745	415	6,231	3,363	402	2,816	23,632	25.73%
Ages 11 through 12	1,772	1,205	72	1,189	762	49	270	5,319	5.79%
Ages 13 through 14	4,210	2,885	131	2,806	1,848	118	439	12,437	13.54%
Ages 15 through 16	11,039	5,215	285	6,822	3,265	193	888	27,707	30.17%
Ages 17 through 18	9,132	3,155	196	5,247	1,846	102	523	20,201	22.00%
Ages 19 and Over	1,012	453	11	485	164	3	408	2,536	2.76%
Total	33,825	16,658	1,110	22,780	11,248	867	5,344	91,832	

Total Children by Age Group



**TENNESSEE COUNCIL OF JUVENILE AND FAMILY COURT JUDGES
2008 ANNUAL JUVENILE COURT STATISTICAL REPORT**

CHILDREN REFERRED BY RACE AND SEX FOR CY 2008

The Children Referred by Race and Sex table shows the number of children by race and sex that were referred to juvenile court in 2008.

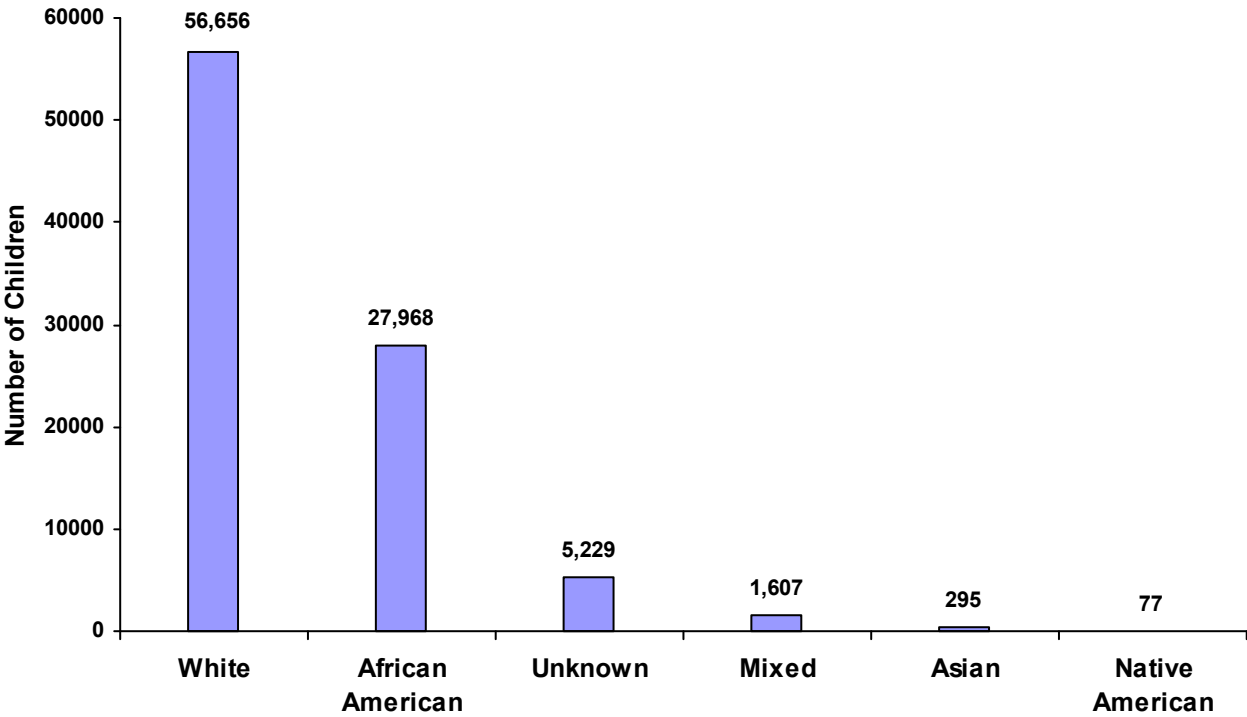
White males that were referred outnumbered their female counterparts and represented 36.8% as opposed to 24.8% of the total juvenile population. African American males that were referred outnumbered their female counterparts and represented 18.1% as opposed to 12.2% of the total juvenile population.

**TENNESSEE COUNCIL OF JUVENILE AND FAMILY COURT JUDGES
2008 ANNUAL JUVENILE COURT STATISTICAL REPORT**

Children Referred by Race and Sex for CY 2008

Race	Male	Female	Unknown	Total
White	33,825	22,780	51	56,656
African American	16,658	11,248	62	27,968
Native American	42	35	0	77
Asian	188	107	0	295
Mixed	880	725	2	1,607
Unknown	2,762	1,899	568	5,229
Total	54,355	36,794	683	91,832

Total Children by Race



TENNESSEE COUNCIL OF JUVENILE AND FAMILY COURT JUDGES 2008 ANNUAL JUVENILE COURT STATISTICAL REPORT

CHILDREN OF HISPANIC ORIGIN BY RACE AND SEX FOR CY 2008

The Children of Hispanic Origin by Race and Sex for CY 2008 table shows the number of children of Hispanic origin by race and sex that were referred to juvenile court in 2008. All racial categories may contain juveniles who were considered to be of Hispanic origin or ethnicity. Please note that some courts classify Hispanic origin as a race and others treat Hispanic origin as an ethnicity and categorize these juveniles as white. Some courts do not report this data at all which means that data on Hispanic ethnicity or origin is underreported in Tennessee. The total number of children of Hispanic origin that were referred to juvenile court totaled 2,188 or 2.4% of the total juvenile population. A total of 652 children were classified as Hispanic origin with a race of "Unknown".

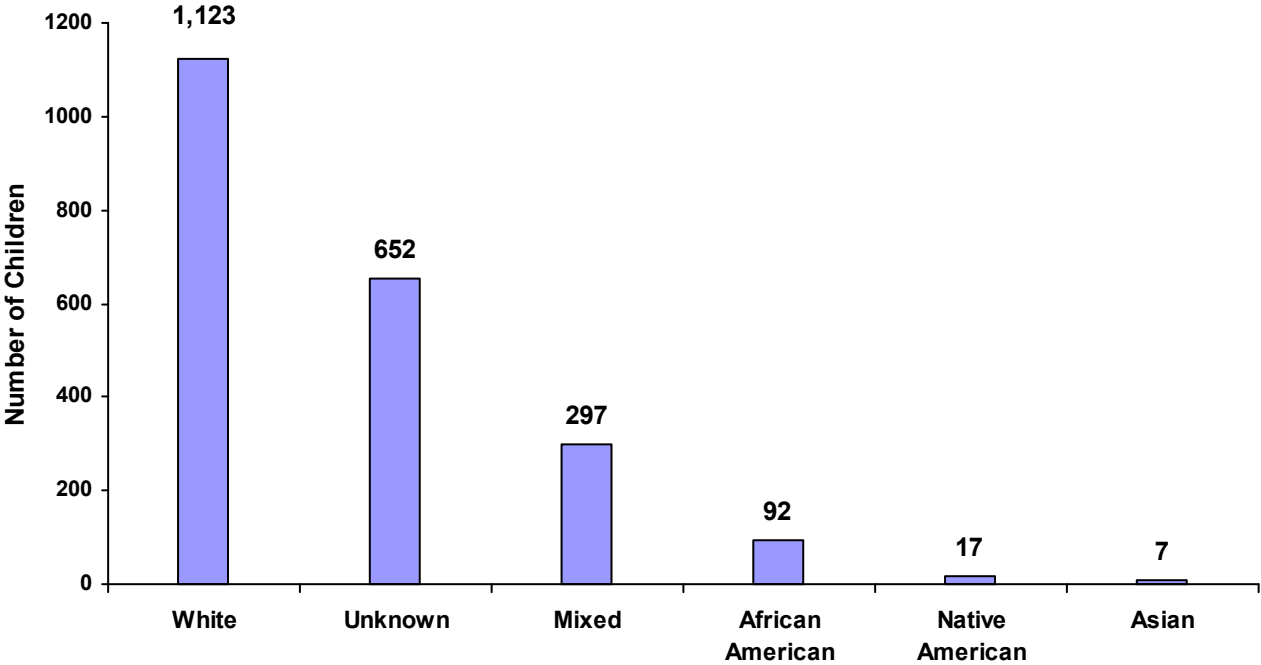
The AOC received clarification and guidance from the National Center for Juvenile Justice (NCJJ) on the definition of Hispanic origin and how it should be reported. "The Standards for Maintaining, Collecting, and Presenting Federal Data on Race and Ethnicity (Excerpt from Federal Register, October 30, 1997)" defines Hispanic or Latino as follows: "A person of Cuban, Mexican, Puerto Rican, South or Central American, or other Spanish culture or origin, regardless of race. The term, "Spanish origin," can be used in addition to "Hispanic or Latino."

**TENNESSEE COUNCIL OF JUVENILE AND FAMILY COURT JUDGES
2008 ANNUAL JUVENILE COURT STATISTICAL REPORT**

Children of Hispanic Origin by Race and Sex for CY 2008

Race	Male	Female	Unknown	Total
White	683	438	2	1,123
African American	60	32	0	92
Native American	9	8	0	17
Asian	5	2	0	7
Mixed	182	115	0	297
Unknown	448	202	2	652
Total	1,387	797	4	2,188

Total Children of Hispanic Origin by Race



TENNESSEE COUNCIL OF JUVENILE AND FAMILY COURT JUDGES 2008 ANNUAL JUVENILE COURT STATISTICAL REPORT

RACE CATEGORIES AND DEFINITIONS

Races are currently specified as follows: White, African American, Native American, Asian, and Mixed Race. The AOC has asked the National Center for Juvenile Justice (NCJJ) for clarification and expansion of these categories based on requests from different juvenile courts. The courts do not feel that their juvenile population is accurately represented when their racial categories are limited by those defined below.

The information below is quoted directly from the publication, "Standards for Maintaining, Collecting, and Presenting Federal Data on Race and Ethnicity (Excerpt from Federal Register, October 30, 1997)", which "provides a minimum standard for maintaining, collecting, and presenting data on race and ethnicity for all Federal reporting purposes. The categories in this classification are social-political constructs and should not be interpreted as being scientific or anthropological in nature. They are not to be used as determinants of eligibility for participation in any Federal program. The standards have been developed to provide a common language for uniformity and comparability in the collection and use of data on race and ethnicity by Federal agencies. The standards have five categories for data on race: American Indian or Alaska Native, Asian, Black or African American, Native Hawaiian or Other Pacific Islander, and White. There are two categories for data on ethnicity: 'Hispanic or Latino,' and 'Not Hispanic or Latino.'

1. Categories and Definitions The minimum categories for data on race and ethnicity for Federal statistics, program administrative reporting, and civil rights compliance reporting are defined as follows:

--American Indian or Alaska Native. A person having origins in any of the original peoples of North and South America (including Central America), and who maintains tribal affiliation or community attachment.

--Asian. A person having origins in any of the original peoples of the Far East, Southeast Asia, or the Indian subcontinent including, for example, Cambodia, China, India, Japan, Korea, Malaysia, Pakistan, the Philippine Islands, Thailand, and Vietnam

--Black or African American. A person having origins in any of the black racial groups of Africa. Terms such as "Haitian" or "Negro" can be used in addition to "Black or African American."

--Hispanic or Latino. A person of Cuban, Mexican, Puerto Rican, South or Central American, or other Spanish culture or origin, regardless of race. The term, "Spanish origin," can be used in addition to "Hispanic or Latino."

--Native Hawaiian or Other Pacific Islander. A person having origins in any of the original peoples of Hawaii, Guam, Samoa, or other Pacific Islands.

-- White. A person having origins in any of the original peoples of Europe, the Middle East, or North Africa."

**TENNESSEE COUNCIL OF JUVENILE AND FAMILY COURT JUDGES
2008 ANNUAL JUVENILE COURT STATISTICAL REPORT**

PART II

**TENNESSEE COUNCIL OF JUVENILE AND FAMILY COURT JUDGES
2008 ANNUAL JUVENILE COURT STATISTICAL REPORT**

CHILDREN, CASES, AND REFERRALS

NUMBER OF INDIVIDUAL CHILDREN, CASES AND REFERRAL COUNTS BY COURT - 2008

The juvenile courts reporting the largest number of children referred whose cases were disposed in CY 2008 were Shelby County/Memphis who reported 13,713, Davidson County/Nashville who reported 8,748, Knox County/Knoxville who reported 5,369, Hamilton County/Chattanooga who reported 4,936, and Blount County who reported 2,875. Hancock County had the lowest number of children referred and reported 33 children whose cases were disposed in 2008. These statistics and those for each court are shown in the table on the following pages.

The reader should note that the definition of case is as follows: "All referral reasons/charges reported to the court (via complaint, petition, motion, etc.) on a given day for a given child." It is also important to be aware that the juvenile data is counted based on the date of disposition. This is the date that the case is disposed or adjudicated by the juvenile court and then reported to the TCJFCJ during calendar year 2008.

**TENNESSEE COUNCIL OF JUVENILE AND FAMILY COURT JUDGES
2008 ANNUAL JUVENILE COURT STATISTICAL REPORT**

Child, Case and Referral Counts by Court for CY 2008

Court	Children	Cases	Referral Reasons
Anderson	1,485	1,671	1,841
Bedford	306	386	584
Benton	278	336	355
Bledsoe	173	247	327
Blount	2,875	4,853	6,688
Bradley	638	1,038	1,410
Bristol	701	1,155	1,277
Campbell	558	558	558
Cannon	202	309	310
Carroll	212	230	349
Carter	658	878	1,000
Cheatham	726	1,092	1,182
Chester	270	312	377
Claiborne	319	379	458
Clay	137	255	442
Cocke	1,047	1,860	1,916
Coffee	217	248	299
Crockett	96	124	173
Cumberland	401	497	527
Davidson	8,748	14,009	16,831
Decatur	138	207	235
DeKalb	202	239	273
Dickson	1,154	3,151	3,281
Dyer	510	946	1,110
Fayette	370	681	963
Fentress	189	246	260
Franklin	346	412	494
Gibson	867	1,175	1,356
Giles	377	561	698
Grainger	890	907	925
Greene	773	1,380	1,450
Grundy	267	604	709
Hamblen	1,026	2,331	2,549
Hamilton	4,936	8,737	9,761
Hancock	33	41	42
Hardeman	478	586	739
Hardin	297	490	519
Hawkins	1,261	1,886	2,046
Haywood	1,468	2,247	2,423
Henderson	654	985	1,290
Henry	473	898	1,011
Hickman	314	383	427
Houston	90	156	162
Humphreys	431	1,121	1,420
Jackson	182	351	352
Jefferson	1,151	2,608	2,835
Johnson	401	1,033	1,303
Johnson City	1,635	2,268	2,626
Knox	5,369	9,208	11,378
Lake	126	250	272

**TENNESSEE COUNCIL OF JUVENILE AND FAMILY COURT JUDGES
2008 ANNUAL JUVENILE COURT STATISTICAL REPORT**

Child, Case and Referral Counts by Court for CY 2008

Court	Children	Cases	Referral Reasons
Lauderdale	1,013	1,543	1,678
Lawrence	627	683	689
Lewis	162	205	253
Lincoln	609	719	870
Loudon	693	959	1,162
Macon	389	618	703
Madison	896	5,509	5,900
Marion	324	427	475
Marshall	441	626	902
Maury	853	1,446	1,646
McMinn	635	2,831	3,238
McNairy	266	346	382
Meigs	208	212	229
Monroe	776	1,218	1,279
Montgomery	2,452	3,753	5,200
Moore	99	103	115
Morgan	216	293	298
Obion	252	318	414
Overton	272	422	462
Perry	105	114	121
Pickett	40	44	45
Polk	114	121	155
Putnam	1,138	2,031	2,585
Rhea	113	116	120
Roane	360	486	544
Robertson	1,348	1,996	2,207
Rutherford	1,847	2,581	3,278
Scott	168	169	169
Sequatchie	160	219	263
Sevier	1,603	3,411	3,554
Shelby	13,713	18,429	23,191
Smith	240	534	571
Stewart	204	624	806
Sullivan Div I	814	1,132	1,262
Sullivan Div II	1,417	2,127	2,299
Sumner	2,385	4,094	4,725
Tipton	663	895	1,022
Trousdale	205	334	426
Unicoi	268	361	414
Union	490	812	830
Van Buren	64	71	77
Warren	576	773	1,059
Washington	823	1,383	1,528
Wayne	431	687	764
Weakley	359	466	543
White	150	180	218
Williamson	2,399	4,391	5,430
Wilson	1,997	4,450	4,700
Totals	91,832	151,787	178,614

**TENNESSEE COUNCIL OF JUVENILE AND FAMILY COURT JUDGES
2008 ANNUAL JUVENILE COURT STATISTICAL REPORT**

COMPARISON OF CHILD, CASE AND REFERRAL COUNTS BY COURT - 2007 AND 2008

The Comparison of Child, Case and Referral Counts by Court for CYs 2007 and 2008 depicted on the following pages compares the total number of children, cases, and referral counts that were collected in 2007 to the corresponding total number collected in 2008. These numbers were broken down by court and include the percentage of increase or decrease between the two calendar years.

**TENNESSEE COUNCIL OF JUVENILE AND FAMILY COURT JUDGES
2008 ANNUAL JUVENILE COURT STATISTICAL REPORT**

Child, Case and Referral Counts by Court for Previous CY 2007 and Current CY 2008

Court	Children			Cases			Referrals		
	2007	2008	%	2007	2008	%	2007	2008	%
Anderson	1,281	1,485	+15.9%	1,523	1,671	+9.7%	1,791	1,841	+2.8%
Bedford	367	306	-16.6%	475	386	-18.7%	734	584	-20.4%
Benton	326	278	-14.7%	373	336	-9.9%	405	355	-12.3%
Bledsoe	141	173	+22.7%	188	247	+31.4%	242	327	+35.1%
Blount	2,551	2,875	+12.7%	3,514	4,853	+38.1%	5,011	6,688	+33.5%
Bradley	912	638	-30.0%	1,552	1,038	-33.1%	2,051	1,410	-31.3%
Bristol	701	701	0.0%	1,089	1,155	+6.1%	1,217	1,277	+4.9%
Campbell	651	558	-14.3%	660	558	-15.5%	662	558	-15.7%
Cannon	209	202	-3.3%	323	309	-4.3%	324	310	-4.3%
Carroll	256	212	-17.2%	277	230	-17.0%	426	349	-18.1%
Carter	985	658	-33.2%	1,241	878	-29.3%	1,375	1,000	-27.3%
Cheatham	613	726	+18.4%	738	1,092	+48.0%	809	1,182	+46.1%
Chester	370	270	-27.0%	437	312	-28.6%	494	377	-23.7%
Claiborne	175	319	+82.3%	177	379	+114.1%	200	458	+129.0%
Clay	170	137	-19.4%	372	255	-31.5%	595	442	-25.7%
Cocke	1,195	1,047	-12.4%	2,157	1,860	-13.8%	2,222	1,916	-13.8%
Coffee	226	217	-4.0%	242	248	+2.5%	296	299	+1.0%
Crockett	88	96	+9.1%	122	124	+1.6%	181	173	-4.4%
Cumberland	674	401	-40.5%	724	497	-31.4%	757	527	-30.4%
Davidson	8,191	8,748	+6.8%	15,046	14,009	-6.9%	18,126	16,831	-7.1%
Decatur	154	138	-10.4%	178	207	+16.3%	210	235	+11.9%
DeKalb	199	202	+1.5%	265	239	-9.8%	308	273	-11.4%
Dickson	933	1,154	+23.7%	1,315	3,151	+139.6%	1,464	3,281	+124.1%
Dyer	523	510	-2.5%	861	946	+9.9%	1,057	1,110	+5.0%
Fayette	624	370	-40.7%	939	681	-27.5%	1,167	963	-17.5%
Fentress	185	189	+2.2%	249	246	-1.2%	278	260	-6.5%
Franklin	376	346	-8.0%	487	412	-15.4%	578	494	-14.5%
Gibson	1,030	867	-15.8%	1,451	1,175	-19.0%	1,535	1,356	-11.7%
Giles	387	377	-2.6%	600	561	-6.5%	766	698	-8.9%
Grainger	655	890	+35.9%	680	907	+33.4%	718	925	+28.8%
Greene	940	773	-17.8%	1,675	1,380	-17.6%	1,755	1,450	-17.4%
Grundy	254	267	+5.1%	572	604	+5.6%	640	709	+10.8%
Hamblen	955	1,026	+7.4%	2,072	2,331	+12.5%	2,231	2,549	+14.3%
Hamilton	4,696	4,936	+5.1%	6,958	8,737	+25.6%	7,796	9,761	+25.2%
Hancock	37	33	-10.8%	49	41	-16.3%	49	42	-14.3%
Hardeman	572	478	-16.4%	684	586	-14.3%	876	739	-15.6%
Hardin	294	297	+1.0%	439	490	+11.6%	489	519	+6.1%
Hawkins	1,260	1,261	+0.1%	1,971	1,886	-4.3%	2,100	2,046	-2.6%
Haywood	991	1,468	+48.1%	1,811	2,247	+24.1%	1,953	2,423	+24.1%
Henderson	670	654	-2.4%	1,019	985	-3.3%	1,329	1,290	-2.9%
Henry	408	473	+15.9%	600	898	+49.7%	693	1,011	+45.9%
Hickman	360	314	-12.8%	419	383	-8.6%	473	427	-9.7%
Houston	91	90	-1.1%	224	156	-30.4%	249	162	-34.9%
Humphreys	442	431	-2.5%	1,152	1,121	-2.7%	1,524	1,420	-6.8%
Jackson	186	182	-2.2%	324	351	+8.3%	331	352	+6.3%
Jefferson	1,038	1,151	+10.9%	2,129	2,608	+22.5%	2,531	2,835	+12.0%
Johnson	632	401	-36.6%	1,129	1,033	-8.5%	1,357	1,303	-4.0%
Johnson City	1,528	1,635	+7.0%	2,231	2,268	+1.7%	2,596	2,626	+1.2%
Knox	5,915	5,369	-9.2%	9,538	9,208	-3.5%	11,998	11,378	-5.2%
Lake	113	126	+11.5%	175	250	+42.9%	193	272	+40.9%
Lauderdale	1,097	1,013	-7.7%	1,738	1,543	-11.2%	1,895	1,678	-11.5%

**TENNESSEE COUNCIL OF JUVENILE AND FAMILY COURT JUDGES
2008 ANNUAL JUVENILE COURT STATISTICAL REPORT**

Child, Case and Referral Counts by Court for Previous CY 2007 and Current CY 2008

Court	Children			Cases			Referrals		
	2007	2008	%	2007	2008	%	2007	2008	%
Lawrence	688	627	-8.9%	827	683	-17.4%	827	689	-16.7%
Lewis	182	162	-11.0%	209	205	-1.9%	270	253	-6.3%
Lincoln	371	609	+64.2%	498	719	+44.4%	645	870	+34.9%
Loudon	657	693	+5.5%	822	959	+16.7%	923	1,162	+25.9%
Macon	433	389	-10.2%	660	618	-6.4%	695	703	+1.2%
Madison	921	896	-2.7%	1,253	5,509	+339.7%	1,691	5,900	+248.9%
Marion	422	324	-23.2%	456	427	-6.4%	530	475	-10.4%
Marshall	492	441	-10.4%	629	626	-0.5%	934	902	-3.4%
Maury	1,306	853	-34.7%	2,267	1,446	-36.2%	2,456	1,646	-33.0%
McMinn	376	635	+68.9%	456	2,831	+520.8%	628	3,238	+415.6%
McNairy	377	266	-29.4%	409	346	-15.4%	435	382	-12.2%
Meigs	121	208	+71.9%	127	212	+66.9%	128	229	+78.9%
Monroe	785	776	-1.1%	1,305	1,218	-6.7%	1,379	1,279	-7.3%
Montgomery	2,471	2,452	-0.8%	3,690	3,753	+1.7%	4,944	5,200	+5.2%
Moore	70	99	+41.4%	70	103	+47.1%	74	115	+55.4%
Morgan	222	216	-2.7%	306	293	-4.2%	306	298	-2.6%
Obion	343	252	-26.5%	421	318	-24.5%	592	414	-30.1%
Overton	285	272	-4.6%	486	422	-13.2%	533	462	-13.3%
Perry	103	105	+1.9%	127	114	-10.2%	127	121	-4.7%
Pickett	41	40	-2.4%	47	44	-6.4%	49	45	-8.2%
Polk	124	114	-8.1%	127	121	-4.7%	165	155	-6.1%
Putnam	1,150	1,138	-1.0%	1,794	2,031	+13.2%	2,212	2,585	+16.9%
Rhea	100	113	+13.0%	107	116	+8.4%	112	120	+7.1%
Roane	252	360	+42.9%	345	486	+40.9%	415	544	+31.1%
Robertson	1,462	1,348	-7.8%	2,124	1,996	-6.0%	2,385	2,207	-7.5%
Rutherford	1,792	1,847	+3.1%	2,593	2,581	-0.5%	3,382	3,278	-3.1%
Scott	227	168	-26.0%	231	169	-26.8%	231	169	-26.8%
Sequatchie	135	160	+18.5%	162	219	+35.2%	207	263	+27.1%
Sevier	1,619	1,603	-1.0%	3,515	3,411	-3.0%	3,707	3,554	-4.1%
Shelby	12,881	13,713	+6.5%	17,030	18,429	+8.2%	21,157	23,191	+9.6%
Smith	226	240	+6.2%	375	534	+42.4%	422	571	+35.3%
Stewart	247	204	-17.4%	522	624	+19.5%	630	806	+27.9%
Sullivan Div I	814	814	0.0%	1,212	1,132	-6.6%	1,365	1,262	-7.5%
Sullivan Div II	1,448	1,417	-2.1%	2,094	2,127	+1.6%	2,261	2,299	+1.7%
Sumner	2,324	2,385	+2.6%	3,938	4,094	+4.0%	4,585	4,725	+3.1%
Tipton	627	663	+5.7%	878	895	+1.9%	1,058	1,022	-3.4%
Trousdale	189	205	+8.5%	309	334	+8.1%	385	426	+10.6%
Unicoi	286	268	-6.3%	422	361	-14.5%	495	414	-16.4%
Union	462	490	+6.1%	817	812	-0.6%	878	830	-5.5%
Van Buren	71	64	-9.9%	84	71	-15.5%	100	77	-23.0%
Warren	694	576	-17.0%	936	773	-17.4%	1,284	1,059	-17.5%
Washington	803	823	+2.5%	1,275	1,383	+8.5%	1,469	1,528	+4.0%
Wayne	238	431	+81.1%	389	687	+76.6%	487	764	+56.9%
Weakley	415	359	-13.5%	526	466	-11.4%	576	543	-5.7%
White	190	150	-21.1%	226	180	-20.4%	301	218	-27.6%
Williamson	2,119	2,399	+13.2%	3,318	4,391	+32.3%	4,356	5,430	+24.7%
Wilson	1,365	1,997	+46.3%	2,315	4,450	+92.2%	2,492	4,700	+88.6%
Totals	90,553	91,832	+1.4%	137,893	151,787	+10.1%	164,340	178,614	+8.7%

**TENNESSEE COUNCIL OF JUVENILE AND FAMILY COURT JUDGES
2008 ANNUAL JUVENILE COURT STATISTICAL REPORT**

CHILDREN REFERRED TO JUVENILE COURT BY RACE, SEX AND COURT - 2008

The next table depicts the number of children referred to juvenile court by race, sex, and court in 2008. Listed below are the courts with the highest count of children referred in each category by race and sex.

Knox County reported 1,863 White males, Shelby County reported 6,794 African American males, Montgomery County reported 5 Native American males, and Davidson County reported 51 Asian males and 115 Mixed Race males.

Knox County reported 1,403 White females, Shelby County reported 4,516 African American females, Fayette County reported 6 Native American females, and Davidson County reported 27 Asian females. Davidson and Montgomery Counties both reported 86 Mixed Race females.

**TENNESSEE COUNCIL OF JUVENILE AND FAMILY COURT JUDGES
2008 ANNUAL JUVENILE COURT STATISTICAL REPORT**

Children Referred to Juvenile Court by Race, Sex and Court for CY 2008

WM = White Male
AM = Asian Male
WF = White Female
AF = Asian Female
WU = White Unknown Sex
AU = Asian Unknown Sex

AAM = African American Male
MRM = Mixed Race Male
AAF = African American Female
MRF = Mixed Race Female
AAU = African American Unknown Sex
MRU = Mixed Race Unknown Sex

NAM = Native American Male
UM = Unknown Race Male
NAF = Native American Female
UAF = Unknown Race Female
NAU = Native American Unknown Sex
UU = Unknown Race Unknown Sex

Court	WM	AAM	NAM	AM	MRM	UM	WF	AAF	NAF	AF	MRF	UF	WU	AAU	NAU	AU	MRU	UU	Total
Anderson	733	102	1	1	4	48	517	31	0	0	6	33	1	0	0	0	0	8	1,485
Bedford	159	20	0	0	3	4	102	13	0	0	1	4	0	0	0	0	0	0	306
Benton	151	10	0	0	0	3	106	8	0	0	0	0	0	0	0	0	0	0	278
Bledsoe	93	10	0	0	3	0	64	1	0	0	2	0	0	0	0	0	0	0	173
Blount	1,356	135	2	9	45	7	1,165	99	2	2	44	9	0	0	0	0	0	0	2,875
Bradley	347	38	0	1	13	8	187	26	0	0	8	9	0	0	0	0	0	1	638
Bristol	383	23	0	0	3	1	275	10	0	0	4	2	0	0	0	0	0	0	701
Campbell	347	1	0	0	0	0	206	4	0	0	0	0	0	0	0	0	0	0	558
Cannon	119	2	0	0	4	0	76	0	0	0	1	0	0	0	0	0	0	0	202
Carroll	103	11	0	0	0	3	75	17	0	0	3	0	0	0	0	0	0	0	212
Carter	365	10	0	0	1	2	276	3	0	0	1	0	0	0	0	0	0	0	658
Cheatham	425	11	1	1	1	2	278	3	0	0	2	1	1	0	0	0	0	0	726
Chester	116	39	0	0	9	0	73	22	0	0	11	0	0	0	0	0	0	0	270
Claiborne	182	2	3	0	3	6	118	1	0	0	1	2	0	0	0	0	0	1	319
Clay	91	3	0	0	0	3	39	0	1	0	0	0	0	0	0	0	0	0	137
Cocke	529	18	1	0	8	16	440	16	1	0	10	5	2	0	0	0	0	1	1,047
Coffee	134	9	0	0	0	0	71	3	0	0	0	0	0	0	0	0	0	0	217
Crockett	38	15	0	0	1	5	26	5	0	0	1	5	0	0	0	0	0	0	96
Cumberland	268	2	0	0	0	2	127	0	0	0	0	2	0	0	0	0	0	0	401
Davidson	1,275	2,686	3	51	115	878	930	1,922	0	27	86	624	8	17	0	0	0	126	8,748
Decatur	68	14	0	0	2	0	54	0	0	0	0	0	0	0	0	0	0	0	138
DeKalb	130	4	0	0	0	9	55	3	0	0	0	1	0	0	0	0	0	0	202
Dickson	459	59	0	1	14	86	366	21	1	1	12	99	3	1	0	0	0	31	1,154
Dyer	245	90	0	1	0	6	112	50	0	0	2	4	0	0	0	0	0	0	510
Fayette	112	98	4	0	2	11	69	58	6	0	5	2	0	0	0	0	0	3	370
Fentress	127	0	0	0	0	0	62	0	0	0	0	0	0	0	0	0	0	0	189
Franklin	215	24	0	0	3	0	95	8	0	0	1	0	0	0	0	0	0	0	346
Gibson	229	228	0	0	16	18	141	173	0	0	12	18	0	11	0	0	1	20	867
Giles	211	40	0	0	5	0	98	19	0	0	4	0	0	0	0	0	0	0	377
Grainger	481	33	2	0	2	3	350	11	0	0	5	2	1	0	0	0	0	0	890
Greene	396	26	0	0	3	70	203	15	0	0	1	57	0	0	0	0	0	2	773
Grundy	151	2	0	1	0	0	112	1	0	0	0	0	0	0	0	0	0	0	267
Hamblen	526	52	0	2	6	3	397	34	0	0	4	2	0	0	0	0	0	0	1,026
Hamilton	1,193	1,529	1	7	25	41	859	1,204	2	5	26	34	1	0	0	0	0	9	4,936
Hancock	22	0	0	0	0	0	11	0	0	0	0	0	0	0	0	0	0	0	33
Hardeman	82	155	0	2	3	15	42	105	0	2	4	13	0	24	0	0	0	31	478
Hardin	173	10	0	0	1	0	103	8	1	0	1	0	0	0	0	0	0	0	297
Hawkins	687	11	0	0	2	0	556	2	0	0	2	1	0	0	0	0	0	0	1,261
Haywood	99	661	0	0	13	0	85	595	0	0	15	0	0	0	0	0	0	0	1,468
Henderson	310	46	0	0	27	0	228	21	0	0	21	1	0	0	0	0	0	0	654
Henry	203	45	2	0	1	17	154	19	0	0	1	21	0	0	0	0	0	10	473
Hickman	170	8	0	0	3	0	126	5	0	1	1	0	0	0	0	0	0	0	314
Houston	48	6	0	0	3	0	29	1	0	0	2	1	0	0	0	0	0	0	90
Humphreys	220	14	2	0	8	4	155	10	2	0	5	3	1	0	0	0	0	7	431
Jackson	106	1	1	0	2	0	72	0	0	0	0	0	0	0	0	0	0	0	182
Jefferson	544	16	0	0	7	51	428	10	0	0	2	46	2	0	0	0	0	45	1,151
Johnson	242	1	1	0	0	0	155	0	1	0	0	1	0	0	0	0	0	0	401
Johnson City	731	80	0	2	45	18	612	67	0	1	49	24	0	0	0	0	0	6	1,635
Knox	1,863	587	1	5	51	396	1,403	460	0	4	45	324	8	6	0	0	1	215	5,369
Lake	50	19	0	0	8	0	40	7	0	0	1	1	0	0	0	0	0	0	126

**TENNESSEE COUNCIL OF JUVENILE AND FAMILY COURT JUDGES
2008 ANNUAL JUVENILE COURT STATISTICAL REPORT**

Children Referred to Juvenile Court by Race, Sex and Court for CY 2008

WM = White Male	AAM = African American Male	NAM = Native American Male
AM = Asian Male	MRM = Mixed Race Male	UM = Unknown Race Male
WF = White Female	AAF = African American Female	NAF = Native American Female
AF = Asian Female	MRF = Mixed Race Female	UF = Unknown Race Female
WU = White Unknown Sex	AAU = African American Unknown Sex	NAU = Native American Unknown Sex
AU = Asian Unknown Sex	MRU = Mixed Race Unknown Sex	UU = Unknown Race Unknown Sex

Court	WM	AAM	NAM	AM	MRM	UM	WF	AAF	NAF	AF	MRF	UF	WU	AAU	NAU	AU	MRU	UU	Total
Lauderdale	250	277	2	0	5	6	235	228	4	0	5	1	0	0	0	0	0	0	1,013
Lawrence	362	25	0	0	0	0	226	14	0	0	0	0	0	0	0	0	0	0	627
Lewis	95	7	0	0	1	0	57	2	0	0	0	0	0	0	0	0	0	0	162
Lincoln	316	46	0	0	2	0	212	29	0	0	3	0	1	0	0	0	0	0	609
Loudon	408	7	0	0	3	0	272	1	0	1	1	0	0	0	0	0	0	0	693
Macon	226	0	0	0	1	4	136	1	0	0	1	5	4	0	0	0	0	11	389
Madison	154	398	0	0	2	0	109	231	0	1	1	0	0	0	0	0	0	0	896
Marion	162	12	0	0	0	5	129	10	0	0	2	3	0	0	0	0	0	1	324
Marshall	235	20	0	2	6	2	151	16	0	1	6	2	0	0	0	0	0	0	441
Maury	326	117	0	1	14	22	238	82	0	0	18	25	5	0	0	0	0	5	853
McMinn	371	42	0	2	5	0	188	21	0	0	6	0	0	0	0	0	0	0	635
McNairy	140	29	0	0	4	1	74	15	0	0	2	1	0	0	0	0	0	0	266
Meigs	115	0	0	0	8	1	80	1	0	0	3	0	0	0	0	0	0	0	208
Monroe	416	11	0	1	15	7	307	5	0	0	7	7	0	0	0	0	0	0	776
Montgomery	887	404	5	9	110	16	576	318	3	17	86	19	0	0	0	0	0	2	2,452
Moore	55	5	0	0	4	0	34	0	0	0	1	0	0	0	0	0	0	0	99
Morgan	122	0	0	0	4	2	85	0	0	0	3	0	0	0	0	0	0	0	216
Obion	151	31	0	0	1	0	54	15	0	0	0	0	0	0	0	0	0	0	252
Overton	154	1	0	0	1	1	114	1	0	0	0	0	0	0	0	0	0	0	272
Perry	69	8	0	0	2	6	16	1	0	0	0	3	0	0	0	0	0	0	105
Pickett	24	0	0	0	1	0	12	1	0	0	2	0	0	0	0	0	0	0	40
Polk	77	2	0	0	0	0	35	0	0	0	0	0	0	0	0	0	0	0	114
Putnam	595	32	1	0	6	34	420	16	1	2	3	25	1	0	0	0	0	2	1,138
Rhea	74	4	0	0	0	0	34	1	0	0	0	0	0	0	0	0	0	0	113
Roane	174	7	1	0	5	1	163	4	0	0	5	0	0	0	0	0	0	0	360
Robertson	543	226	0	0	4	201	245	72	0	0	5	44	2	1	0	0	0	5	1,348
Rutherford	775	295	0	22	8	85	426	137	0	13	6	68	2	0	0	0	0	10	1,847
Scott	115	1	0	0	0	0	52	0	0	0	0	0	0	0	0	0	0	0	168
Sequatchie	100	0	0	0	1	0	56	0	0	0	3	0	0	0	0	0	0	0	160
Sevier	930	17	1	1	9	8	620	6	0	0	3	8	0	0	0	0	0	0	1,603
Shelby	1,141	6,794	1	29	75	188	816	4,516	2	16	49	86	0	0	0	0	0	0	13,713
Smith	126	6	0	0	6	2	91	2	3	0	3	1	0	0	0	0	0	0	240
Stewart	121	3	2	0	6	0	67	4	0	0	1	0	0	0	0	0	0	0	204
Sullivan Div I	479	1	0	0	3	4	322	1	0	0	1	3	0	0	0	0	0	0	814
Sullivan Div II	646	46	0	2	5	124	474	28	2	0	3	87	0	0	0	0	0	0	1,417
Sumner	1,201	199	2	7	38	34	723	118	1	5	35	15	2	0	0	0	0	5	2,385
Tipton	271	130	0	1	1	8	176	68	0	3	1	4	0	0	0	0	0	0	663
Trousdale	92	9	0	0	10	0	77	9	0	0	8	0	0	0	0	0	0	0	205
Unicoi	151	0	0	0	3	3	108	0	0	0	0	3	0	0	0	0	0	0	268
Union	298	1	0	0	0	0	191	0	0	0	0	0	0	0	0	0	0	0	490
Van Buren	40	0	0	0	0	0	24	0	0	0	0	0	0	0	0	0	0	0	64
Warren	343	14	0	0	6	0	194	11	2	1	5	0	0	0	0	0	0	0	576
Washington	475	4	0	2	9	9	301	4	0	0	9	9	1	0	0	0	0	0	823
Wayne	224	5	0	0	2	25	138	2	0	0	4	29	0	0	0	0	0	2	431
Weakley	173	31	0	0	1	12	123	13	0	0	2	3	0	0	0	0	0	1	359
White	102	0	0	0	3	0	43	1	0	0	1	0	0	0	0	0	0	0	150
Williamson	1,279	112	2	21	24	33	788	73	0	3	24	27	5	1	0	0	0	7	2,399
Wilson	935	273	0	4	1	182	445	79	0	1	5	70	0	1	0	0	0	1	1,997
Totals	33,825	16,658	42	188	880	2,762	22,780	11,248	35	107	725	1,899	51	62	0	0	2	568	91,832

**TENNESSEE COUNCIL OF JUVENILE AND FAMILY COURT JUDGES
2008 ANNUAL JUVENILE COURT STATISTICAL REPORT**

CHILDREN BY RACE, SEX AND COURT UNDER AGE 18 AT TIME OF REFERRAL - 2008

The Children by Race, Sex and Court Under Age 18 at Time of Referral for CY 2008 table showed the courts reporting the highest number of male children by race and sex were Knox County with 1,821 White males, Shelby County with 6,752 African American males, Montgomery County with 5 Native American males, and Davidson County with 49 Asian males and 113 Mixed Race males.

The Children by Race, Sex, and Court Under Age 18 at Time of Referral for CY 2008 table also showed the courts reporting the highest number of female children by race and sex were Knox County with 1,370 White females, Shelby County with 4,497 African American females, Fayette County with 6 Native American females and Davidson County with 27 Asian females. Davidson and Montgomery Counties both reported 85 Mixed Race females.

**TENNESSEE COUNCIL OF JUVENILE AND FAMILY COURT JUDGES
2008 ANNUAL JUVENILE COURT STATISTICAL REPORT**

Children by Race, Sex and Court Under Age 18 at time of Referral for CY 2008

WM = White Male	AAM = African American Male	NAM = Native American Male
AM = Asian Male	MRM = Mixed Race Male	UM = Unknown Race Male
WF = White Female	AAF = African American Female	NAF = Native American Female
AF = Asian Female	MRF = Mixed Race Female	UF = Unknown Race Female
WU = White Unknown Sex	AAU = African American Unknown Sex	NAU = Native American Unknown Sex
AU = Asian Unknown Sex	MRU = Mixed Race Unknown Sex	UU = Unknown Race Unknown Sex

Court	WM	AAM	NAM	AM	MRM	UM	WF	AAF	NAF	AF	MRF	UF	WU	AAU	NAU	AU	MRU	UU	Total
Anderson	447	31	1	1	3	11	331	16	0	0	5	5	0	0	0	0	0	1	852
Bedford	159	19	0	0	3	4	102	13	0	0	1	4	0	0	0	0	0	0	305
Benton	149	10	0	0	0	3	105	8	0	0	0	0	0	0	0	0	0	0	275
Bledsoe	90	10	0	0	3	0	61	1	0	0	2	0	0	0	0	0	0	0	167
Blount	1,316	120	2	9	45	7	1,133	94	2	2	43	9	0	0	0	0	0	0	2,782
Bradley	340	38	0	1	13	8	187	26	0	0	8	9	0	0	0	0	0	1	631
Bristol	381	23	0	0	3	1	275	10	0	0	4	2	0	0	0	0	0	0	699
Campbell	337	1	0	0	0	0	204	4	0	0	0	0	0	0	0	0	0	0	546
Cannon	117	2	0	0	4	0	76	0	0	0	1	0	0	0	0	0	0	0	200
Carroll	103	11	0	0	0	3	75	17	0	0	3	0	0	0	0	0	0	0	212
Carter	360	10	0	0	1	2	275	3	0	0	1	0	0	0	0	0	0	0	652
Cheatham	420	10	1	1	1	2	278	3	0	0	2	1	1	0	0	0	0	0	720
Chester	116	38	0	0	9	0	72	22	0	0	11	0	0	0	0	0	0	0	268
Claiborne	182	1	3	0	3	6	118	1	0	0	1	2	0	0	0	0	0	1	318
Clay	78	3	0	0	0	3	33	0	1	0	0	0	0	0	0	0	0	0	118
Cocke	521	17	1	0	8	16	426	15	1	0	10	5	2	0	0	0	0	1	1,023
Coffee	131	9	0	0	0	0	71	3	0	0	0	0	0	0	0	0	0	0	214
Crockett	38	14	0	0	1	5	26	5	0	0	1	5	0	0	0	0	0	0	95
Cumberland	266	2	0	0	0	2	125	0	0	0	0	2	0	0	0	0	0	0	397
Davidson	1,186	2,529	3	49	113	857	903	1,867	0	27	85	618	8	17	0	0	0	119	8,381
Decatur	68	14	0	0	2	0	54	0	0	0	0	0	0	0	0	0	0	0	138
DeKalb	129	4	0	0	0	9	55	3	0	0	0	1	0	0	0	0	0	0	201
Dickson	435	51	0	1	14	81	349	19	1	1	12	96	3	1	0	0	0	28	1,092
Dyer	244	90	0	1	0	6	112	50	0	0	2	4	0	0	0	0	0	0	509
Fayette	112	98	4	0	2	11	69	58	6	0	5	2	0	0	0	0	0	3	370
Fentress	120	0	0	0	0	0	62	0	0	0	0	0	0	0	0	0	0	0	182
Franklin	213	23	0	0	3	0	93	8	0	0	1	0	0	0	0	0	0	0	341
Gibson	226	217	0	0	16	17	139	161	0	0	12	17	0	11	0	0	1	20	837
Giles	209	40	0	0	5	0	98	19	0	0	4	0	0	0	0	0	0	0	375
Grainger	470	32	2	0	2	3	338	11	0	0	5	2	1	0	0	0	0	0	866
Greene	378	25	0	0	3	69	180	15	0	0	1	55	0	0	0	0	0	2	728
Grundy	147	2	0	1	0	0	110	1	0	0	0	0	0	0	0	0	0	0	261
Hamblen	517	49	0	2	6	3	386	33	0	0	4	2	0	0	0	0	0	0	1,002
Hamilton	1,181	1,507	1	6	25	41	853	1,186	2	5	26	34	1	0	0	0	0	9	4,877
Hancock	22	0	0	0	0	0	11	0	0	0	0	0	0	0	0	0	0	0	33
Hardeman	80	143	0	2	3	14	41	98	0	2	4	10	0	24	0	0	0	29	450
Hardin	172	10	0	0	1	0	100	8	1	0	1	0	0	0	0	0	0	0	293
Hawkins	647	11	0	0	2	0	546	2	0	0	2	1	0	0	0	0	0	0	1,211
Haywood	97	587	0	0	13	0	77	517	0	0	15	0	0	0	0	0	0	0	1,306
Henderson	306	46	0	0	27	0	227	21	0	0	21	1	0	0	0	0	0	0	649
Henry	200	45	2	0	1	17	152	19	0	0	1	21	0	0	0	0	0	10	468
Hickman	169	7	0	0	2	0	124	5	0	1	1	0	0	0	0	0	0	0	309
Houston	47	6	0	0	3	0	28	1	0	0	2	1	0	0	0	0	0	0	88
Humphreys	209	13	2	0	8	3	141	9	2	0	5	3	1	0	0	0	0	7	403
Jackson	101	1	1	0	2	0	72	0	0	0	0	0	0	0	0	0	0	0	177
Jefferson	534	16	0	0	7	51	424	10	0	0	2	45	2	0	0	0	0	45	1,136
Johnson	233	1	1	0	0	0	149	0	1	0	0	1	0	0	0	0	0	0	386
Johnson City	721	75	0	2	45	18	603	62	0	1	48	24	0	0	0	0	0	6	1,605
Knox	1,821	571	1	5	50	392	1,370	454	0	4	45	322	8	6	0	0	1	214	5,264
Lake	50	19	0	0	8	0	40	7	0	0	1	1	0	0	0	0	0	0	126

**TENNESSEE COUNCIL OF JUVENILE AND FAMILY COURT JUDGES
2008 ANNUAL JUVENILE COURT STATISTICAL REPORT**

Children by Race, Sex and Court Under Age 18 at time of Referral for CY 2008

WM = White Male	AAM = African American Male	NAM = Native American Male
AM = Asian Male	MRM = Mixed Race Male	UM = Unknown Race Male
WF = White Female	AAF = African American Female	NAF = Native American Female
AF = Asian Female	MRF = Mixed Race Female	UF = Unknown Race Female
WU = White Unknown Sex	AAU = African American Unknown Sex	NAU = Native American Unknown Sex
AU = Asian Unknown Sex	MRU = Mixed Race Unknown Sex	UU = Unknown Race Unknown Sex

Court	WM	AAM	NAM	AM	MRM	UM	WF	AAF	NAF	AF	MRF	UF	WU	AAU	NAU	AU	MRU	UU	Total
Lauderdale	246	263	2	0	5	6	233	215	4	0	5	1	0	0	0	0	0	0	980
Lawrence	353	25	0	0	0	0	220	14	0	0	0	0	0	0	0	0	0	0	612
Lewis	95	7	0	0	1	0	57	2	0	0	0	0	0	0	0	0	0	0	162
Lincoln	316	44	0	0	2	0	211	28	0	0	3	0	1	0	0	0	0	0	605
Loudon	403	6	0	0	3	0	269	1	0	1	1	0	0	0	0	0	0	0	684
Macon	224	0	0	0	1	4	136	1	0	0	1	5	4	0	0	0	0	11	387
Madison	153	395	0	0	2	0	108	230	0	1	1	0	0	0	0	0	0	0	890
Marion	162	12	0	0	0	5	129	10	0	0	2	3	0	0	0	0	0	1	324
Marshall	229	20	0	2	6	2	147	16	0	1	6	2	0	0	0	0	0	0	431
Maury	326	116	0	1	14	22	237	82	0	0	18	25	5	0	0	0	0	5	851
McMinn	360	42	0	2	5	0	185	19	0	0	6	0	0	0	0	0	0	0	619
McNairy	137	29	0	0	4	1	73	15	0	0	2	1	0	0	0	0	0	0	262
Meigs	115	0	0	0	8	1	80	1	0	0	3	0	0	0	0	0	0	0	208
Monroe	400	9	0	1	15	7	302	5	0	0	7	7	0	0	0	0	0	0	753
Montgomery	883	398	5	9	110	15	574	316	3	17	85	19	0	0	0	0	0	2	2,436
Moore	53	5	0	0	4	0	32	0	0	0	1	0	0	0	0	0	0	0	95
Morgan	119	0	0	0	4	2	83	0	0	0	3	0	0	0	0	0	0	0	211
Obion	147	30	0	0	1	0	53	15	0	0	0	0	0	0	0	0	0	0	246
Overton	147	1	0	0	1	1	110	1	0	0	0	0	0	0	0	0	0	0	261
Perry	67	8	0	0	2	6	16	1	0	0	0	3	0	0	0	0	0	0	103
Pickett	24	0	0	0	1	0	12	1	0	0	2	0	0	0	0	0	0	0	40
Polk	76	2	0	0	0	0	34	0	0	0	0	0	0	0	0	0	0	0	112
Putnam	582	29	1	0	6	18	409	16	1	2	3	24	1	0	0	0	0	2	1,094
Rhea	74	4	0	0	0	0	34	1	0	0	0	0	0	0	0	0	0	0	113
Roane	170	7	1	0	4	1	163	4	0	0	5	0	0	0	0	0	0	0	355
Robertson	510	190	0	0	2	155	231	67	0	0	5	37	2	1	0	0	0	5	1,205
Rutherford	772	290	0	22	8	85	422	137	0	13	6	68	2	0	0	0	0	10	1,835
Scott	114	1	0	0	0	0	50	0	0	0	0	0	0	0	0	0	0	0	165
Sequatchie	100	0	0	0	1	0	56	0	0	0	3	0	0	0	0	0	0	0	160
Sevier	880	16	1	1	9	8	605	6	0	0	3	8	0	0	0	0	0	0	1,537
Shelby	1,121	6,752	1	29	75	188	809	4,497	2	16	49	86	0	0	0	0	0	0	13,625
Smith	126	6	0	0	6	2	90	2	3	0	3	1	0	0	0	0	0	0	239
Stewart	119	3	2	0	6	0	66	4	0	0	1	0	0	0	0	0	0	0	201
Sullivan Div I	446	1	0	0	3	4	299	1	0	0	1	3	0	0	0	0	0	0	758
Sullivan Div II	630	45	0	2	5	119	462	27	2	0	3	83	0	0	0	0	0	0	1,378
Sumner	1,126	172	2	6	37	30	693	114	1	5	34	14	2	0	0	0	0	5	2,241
Tipton	271	130	0	1	1	8	176	67	0	3	1	4	0	0	0	0	0	0	662
Trousdale	86	9	0	0	10	0	74	9	0	0	8	0	0	0	0	0	0	0	196
Unicoi	151	0	0	0	3	3	106	0	0	0	0	3	0	0	0	0	0	0	266
Union	294	1	0	0	0	0	191	0	0	0	0	0	0	0	0	0	0	0	486
Van Buren	40	0	0	0	0	0	24	0	0	0	0	0	0	0	0	0	0	0	64
Warren	320	13	0	0	6	0	188	9	2	1	5	0	0	0	0	0	0	0	544
Washington	458	4	0	2	9	9	289	3	0	0	9	9	1	0	0	0	0	0	793
Wayne	223	5	0	0	2	25	138	2	0	0	4	27	0	0	0	0	0	2	428
Weakley	172	31	0	0	1	12	123	13	0	0	2	3	0	0	0	0	0	1	358
White	97	0	0	0	3	0	43	1	0	0	1	0	0	0	0	0	0	0	145
Williamson	1,240	106	2	21	23	33	775	71	0	3	24	27	5	1	0	0	0	7	2,338
Wilson	429	87	0	1	1	15	290	52	0	0	5	7	0	0	0	0	0	1	888
Totals	32,181	15,915	42	181	870	2,452	21,986	10,961	35	106	719	1,775	50	61	0	0	2	548	87,884

TENNESSEE COUNCIL OF JUVENILE AND FAMILY COURT JUDGES 2008 ANNUAL JUVENILE COURT STATISTICAL REPORT

REFERRALS BY TYPE OF OFFENSE, AGE GROUP, RACE, AND SEX - 2008

The Referrals by Type of Offense, Age Group, Race, and Sex tables in CY 2008 showed the number of referrals for children who were referred to juvenile courts by type of offense, age group, race, and sex within the following categories: Delinquent, Status/Unruly, Dependency and Neglect, Other Violations (“Violation of Pretrial Diversion” and “Violation of Informal Adjustment”), Special Proceedings, and Other (which includes any referrals that do not fall within the categories listed above).

White males in the age group of 15 through 16 years had 13,139, the highest number of referrals in the Delinquent category. African American males were the next highest in this age group whose Delinquent referrals totaled 9,127. White females in the age group of 15 through 16 years had 5,772, the third highest number of referrals in the Delinquent category, and African American females in the age group of 15 through 16 years had 3,698 referrals in the Delinquent category.

Referrals in the Status/Unruly category were most often found in the age group of 15 through 16 years and were broken down as follows: White males at 4,963; White females at 3,252; African American males at 1,747; and African American females at 1,219.

Referrals in the Dependency and Neglect category were highest in the age group Birth through 10 years and totaled 7,264 or 68.4% of the total referrals in the Dependency and Neglect category. Referrals for White males were the highest in the age group Birth through 10 years in the Dependency and Neglect category and totaled 2,150, followed by referrals for White females that totaled 2,124. Referrals for African American males were third and totaled 1,082 while referrals for African American females totaled 1,046.

Referrals in the Other Violations category include Violation of Pretrial Diversion and Violation of Informal Adjustment and totaled 306 of which 144, the highest number for all youth, appeared in the 15 through 16 years age group. White males totaled 84 referrals in this category followed by White females with 51 Other Violations referrals. African American males had only 6 referrals in this category and African American females had only 2 referrals in the Other Violations category.

**TENNESSEE COUNCIL OF JUVENILE AND FAMILY COURT JUDGES
2008 ANNUAL JUVENILE COURT STATISTICAL REPORT**

Referrals in the Special Proceedings category were highest for the age group Birth through 10 years and totaled 22,091 or 43.3% of the total referrals in the Special Proceedings category. Special Proceedings referrals for White males in the age group Birth through 10 years totaled 6,619 followed by referrals for White females that totaled 6,294. African American males were third highest in the age group Birth through 10 years and totaled 2,851 followed by referrals for African American females that totaled 2,595. Special Proceedings referrals include the following: Judicial Review, Administrative Review, Foster Care Review, Custody, Visitation, Paternity/Legitimation, Child Support, Requests for Medical Treatment, and Consent to Marry.*

The category "Other", which is the last category of referral, is the category in which the numbers should be reduced after the future case management and data collection system has been implemented. This category is used to identify those referrals that are not defined in other classifications and the numbers showed that a total of 12,447 referrals were placed in this group.

**TENNESSEE COUNCIL OF JUVENILE AND FAMILY COURT JUDGES
2008 ANNUAL JUVENILE COURT STATISTICAL REPORT**

Referrals by Type of Offense, Age Group, Race and Sex for CY 2008

	White Male	African American Male	Other Race Male	White Female	African American Female	Other Race Female	Unknown Race or Sex	Total
Delinquent								
Ages 10 and Under	784	367	43	560	193	27	173	2,147
Ages 11 through 12	944	965	47	371	396	8	64	2,795
Ages 13 through 14	3,550	3,968	154	1,523	1,739	91	244	11,269
Ages 15 through 16	13,139	9,127	454	5,772	3,698	241	835	33,266
Ages 17 through 18	13,129	5,846	327	5,599	2,222	122	605	27,850
Ages 19 and Over	188	84	0	66	23	1	65	427
Total	31,734	20,357	1,025	13,891	8,271	490	1,986	77,754
Status								
Ages 10 and Under	612	205	23	556	184	26	32	1,638
Ages 11 through 12	559	184	17	347	119	14	27	1,267
Ages 13 through 14	1,863	805	86	1,466	508	80	168	4,976
Ages 15 through 16	4,963	1,747	162	3,252	1,219	126	390	11,859
Ages 17 through 18	2,941	979	80	1,788	643	47	207	6,685
Ages 19 and Over	6	0	0	7	0	0	0	13
Total	10,944	3,920	368	7,416	2,673	293	824	26,438
Dependency and Neglect								
Ages 10 and Under	2,150	1,082	139	2,124	1,046	120	603	7,264
Ages 11 through 12	298	169	10	269	141	13	55	955
Ages 13 through 14	256	151	9	295	133	10	33	887
Ages 15 through 16	341	161	11	364	198	7	40	1,122
Ages 17 through 18	113	46	2	131	61	1	11	365
Ages 19 and Over	2	1	0	5	3	0	1	12
Total	3,160	1,610	171	3,188	1,582	151	743	10,605
Other Violations								
Ages 10 and Under	2	0	0	1	0	0	0	3
Ages 11 through 12	4	0	0	3	0	0	1	8
Ages 13 through 14	29	3	1	19	2	0	0	54
Ages 15 through 16	84	6	0	51	2	0	1	144
Ages 17 through 18	60	2	0	33	1	0	1	97
Ages 19 and Over	0	0	0	0	0	0	0	0
Total	179	11	1	107	5	0	3	306

**TENNESSEE COUNCIL OF JUVENILE AND FAMILY COURT JUDGES
2008 ANNUAL JUVENILE COURT STATISTICAL REPORT**

Referrals by Type of Offense, Age Group, Race and Sex for CY 2008

	White Male	African American Male	Other Race Male	White Female	African American Female	Other Race Female	Unknown Race or Sex	Total
Special Proceedings								
Ages 10 and Under	6,619	2,851	388	6,294	2,595	392	2,952	22,091
Ages 11 through 12	948	453	39	828	458	40	215	2,981
Ages 13 through 14	1,794	1,301	75	1,555	778	50	221	5,774
Ages 15 through 16	3,717	2,182	128	2,621	1,079	79	276	10,082
Ages 17 through 18	3,010	779	90	1,777	605	74	152	6,487
Ages 19 and Over	1,425	782	10	471	188	2	771	3,649
Total	17,513	8,348	730	13,546	5,703	637	4,587	51,064
Other								
Ages 10 and Under	1,074	633	95	1,044	596	114	659	4,215
Ages 11 through 12	202	124	20	154	113	12	62	687
Ages 13 through 14	455	311	19	288	164	23	63	1,323
Ages 15 through 16	1,151	700	69	614	358	26	105	3,023
Ages 17 through 18	1,099	579	30	497	236	18	112	2,571
Ages 19 and Over	209	94	4	184	50	1	86	628
Total	4,190	2,441	237	2,781	1,517	194	1,087	12,447
Grand Total	67,720	36,687	2,532	40,929	19,751	1,765	9,230	178,614

**TENNESSEE COUNCIL OF JUVENILE AND FAMILY COURT JUDGES
2008 ANNUAL JUVENILE COURT STATISTICAL REPORT**

**LIVING ARRANGEMENT OF THE CHILD AT TIME OF REFERRAL TO JUVENILE COURT -
2008**

Consistent with the data gathered in previous years, the Living Arrangement of Juveniles by Race and Sex for CY 2008 chart showed that within the general juvenile court population and at the time of referral to juvenile court, 35,624 children were reported to be living "With Mother". This was 38.8% of the total of all children referred. The second and third most reported living arrangements for the general juvenile court population were 14,023 or 15.3%, that were reported to be living "With both Biological Parents" and who's living arrangement were "Unknown" at 13,701 or 14.9% of the total of all children referred. Examination of the 2008 juvenile court population by race and gender categories showed the following living arrangement patterns.

Data regarding the living arrangements of White males reflected that at the time of referral to juvenile court 10,751 or 31.8% of a total of 33,825 children, were reported to have been living with "With Mother", followed by 7,596 or 22.5% that were reported to have been living with "With Both Biological Parents", and 4,364 or 12.9% that were reported to have "Unknown" living arrangements.

Data regarding the living arrangements of White females reflected that at the time of referral to juvenile court 8,103 or 35.6% of a total of 22,780 were reported to have been living "With Mother", followed by 4,122 or 18.1% that were reported to have been living with "Both Biological Parents", and 3,070 or 13.5% that were reported to have "Unknown" living arrangements.

Data regarding the living arrangements of 16,658 African American males revealed that at the time of referral to juvenile court there were 8,617 or 51.7% that were reported to have been living "With Mother", followed by 2,184 or 13.1% that were report to have been living "With Relatives", and 1,983 or 11.9% that were reported to have "Unknown" living arrangements.

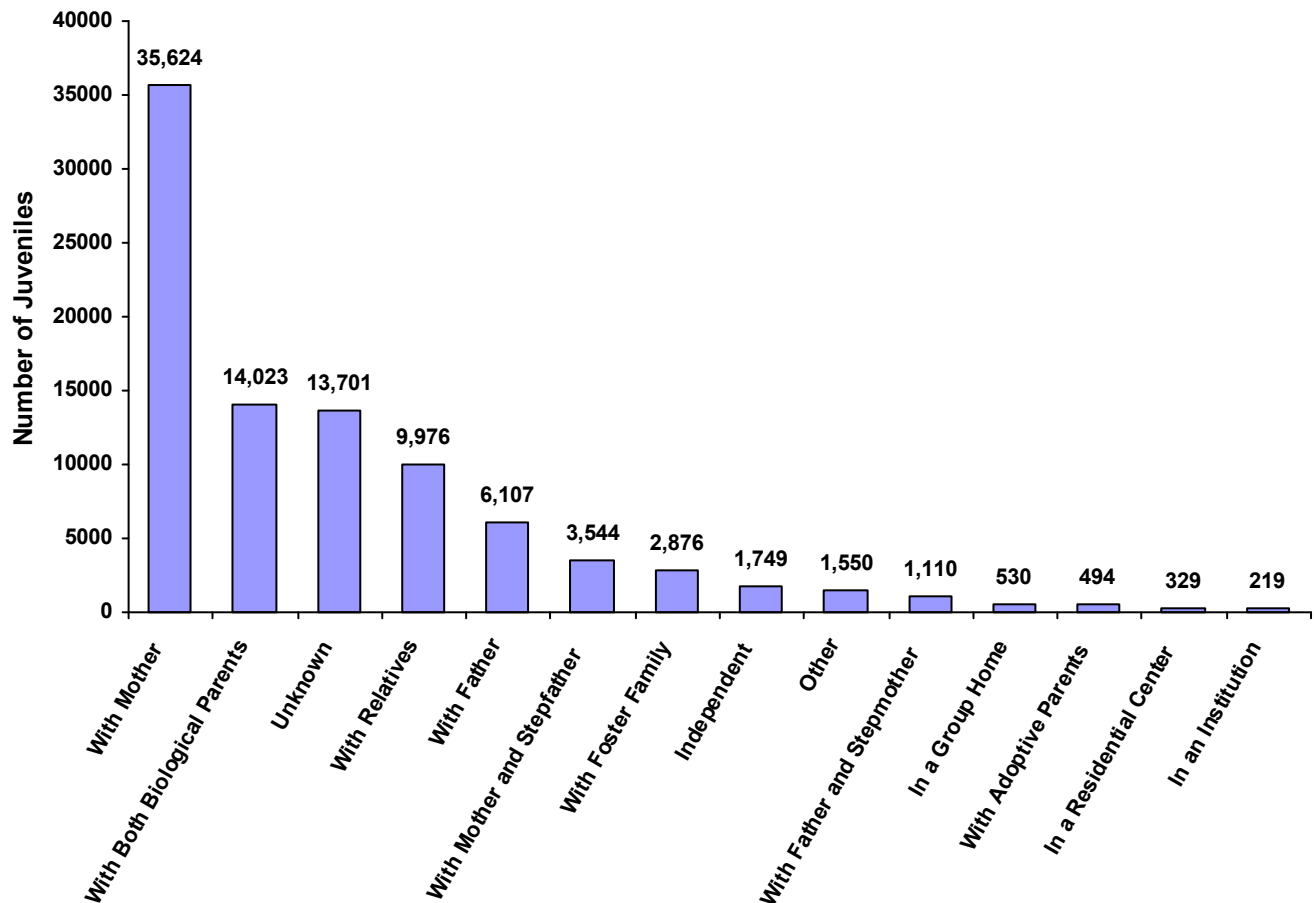
Data regarding the Living Arrangements of 11,248 African American females revealed that at the time of referral to juvenile court 5,962 or 53.0% were reported to have been living "With Mother", followed by 1,626 or 14.5% that were reported to have been living "With Relatives", and 1,439 or 12.8% that were reported to have "Unknown" living arrangements.

TENNESSEE COUNCIL OF JUVENILE AND FAMILY COURT JUDGES 2008 ANNUAL JUVENILE COURT STATISTICAL REPORT

Living Arrangement of Juveniles by Race and Sex for CY 2008

	White Male	African American Male	Other Race Male	White Female	African American Female	Other Race Female	Unknown Race or Sex	Total	% of All Children Referred
With Both Biological Parents	7,596	1,083	169	4,122	559	89	405	14,023	15.27%
With Father and Stepmother	552	140	13	319	67	6	13	1,110	1.21%
With Mother and Stepfather	1,662	486	51	1,007	257	37	44	3,544	3.86%
With Mother	10,751	8,617	418	8,103	5,962	349	1,424	35,624	38.79%
With Father	2,946	851	76	1,583	455	43	153	6,107	6.65%
With Relatives	3,051	2,184	132	2,584	1,626	129	270	9,976	10.86%
With Adoptive Parents	240	46	16	140	30	7	15	494	0.54%
With Foster Family	1,052	347	36	1,009	297	51	84	2,876	3.13%
In a Group Home	225	108	12	116	51	3	15	530	0.58%
In a Residential Center	173	72	6	49	23	1	5	329	0.36%
In an Institution	71	79	4	12	40	1	12	219	0.24%
Independent	715	302	7	344	124	2	255	1,749	1.90%
Unknown	4,364	1,983	148	3,070	1,439	124	2,573	13,701	14.92%
Other	427	360	22	322	318	25	76	1,550	1.69%
Totals	33,825	16,658	1,110	22,780	11,248	867	5,344	91,832	

Living Arrangement of Juveniles



**TENNESSEE COUNCIL OF JUVENILE AND FAMILY COURT JUDGES
2008 ANNUAL JUVENILE COURT STATISTICAL REPORT**

SCHOOL STATUS OF INDIVIDUAL CHILDREN AT THE TIME OF REFERRAL TO JUVENILE COURT

In 2008, 61,864 or 67.4% of the juvenile court population were reported as being "Enrolled" in school either full or part-time at the time of referral to juvenile court. There were 12,097 or 13.2% of the juvenile court population that were reported as "Not Enrolled" in school. The "Not Enrolled" in school category also included those children who had been expelled. It should be noted that school enrollment for 17,871 or 19.5% of the juvenile court population was reported as "Unknown".

A total of 3,260 or 3.6% of the juvenile court population was reported as being enrolled in a special education curriculum at the time of referral. There were 50,431 or 54.9% of the juvenile court population that were reported as "Not Enrolled" in a special education curriculum and the special education status of 38,141 children or 41.5% of this same population was reported as "Unknown".

**TENNESSEE COUNCIL OF JUVENILE AND FAMILY COURT JUDGES
2008 ANNUAL JUVENILE COURT STATISTICAL REPORT**

Last Grade Completed by Children by Race and Sex for CY 2008

	White Male	African American Male	Other Race Male	White Female	African American Female	Other Race Female	Unknown Race or Sex	Total	% of All Children Referred
Too Young for School	2,023	494	117	1,895	477	133	324	5,463	5.95%
Preschool	134	163	10	142	179	16	20	664	0.72%
Kindergarten	356	226	21	354	201	27	47	1,232	1.34%
1st Grade	360	212	26	389	215	16	55	1,273	1.39%
2nd Grade	336	227	20	278	198	11	29	1,099	1.20%
3rd Grade	379	262	15	293	188	13	25	1,175	1.28%
4th Grade	482	306	21	323	198	11	38	1,379	1.50%
5th Grade	635	547	23	393	280	21	61	1,960	2.13%
6th Grade	1,028	966	45	651	548	27	81	3,346	3.64%
7th Grade	1,583	1,352	57	1,010	808	39	141	4,990	5.43%
8th Grade	3,009	2,261	99	1,744	1,279	60	258	8,710	9.48%
9th Grade	3,860	2,122	101	2,172	1,274	92	222	9,843	10.72%
10th Grade	4,470	1,620	98	2,796	1,155	86	179	10,404	11.33%
11th Grade	3,717	891	89	2,374	640	47	84	7,842	8.54%
12th Grade	885	284	18	647	174	2	35	2,045	2.23%
Non-Graded Special Ed	10	4	0	2	0	0	0	16	0.02%
GED	283	47	4	132	14	2	4	486	0.53%
Graduated	240	50	4	172	34	3	5	508	0.55%
Never Attended School	602	690	52	563	631	39	163	2,740	2.98%
Unknown	9,042	3,882	286	6,125	2,738	219	3,541	25,833	28.13%
Other	391	52	4	325	17	3	32	824	0.90%
Totals	33,825	16,658	1,110	22,780	11,248	867	5,344	91,832	

Children Enrolled in School

	Children	% of All Children
Enrolled	61,864	67.37%
Not Enrolled	12,097	13.17%
Unknown	17,871	19.46%
	91,832	

Children Enrolled in Special Education

	Children	% of All Children
Enrolled	3,260	3.55%
Not Enrolled	50,431	54.92%
Unknown	38,141	41.53%
	91,832	

TENNESSEE COUNCIL OF JUVENILE AND FAMILY COURT JUDGES 2008 ANNUAL JUVENILE COURT STATISTICAL REPORT

REFERRAL INFORMATION BY RACE, SEX, AND CLASS OF REFERRAL/OFFENSE - 2008

Information regarding 178,614 referrals disposed by Tennessee juvenile courts and reported to the AOC in 2008 included 77,754 or 43.5% of the total referral reasons that fell into the category of alleged Delinquent offenses. Status offenses represented 26,438 or 14.8% of the total referral reasons disposed by the juvenile court, and 74,422 non-offense referral reasons comprised 41.7% of the remaining referral reasons disposed.

For reporting, the broad categories of referrals/offenses: Delinquent, Status, and Non-offense, were broken into the following classes of referrals/offenses:

Offenses Against Persons – Delinquent offenses such as criminal homicide, assault, rape, etc., that were committed against persons.

Offenses Against Property – Delinquent offenses such as burglary, arson, vandalism, etc., that were committed against property.

Illegal Conduct – Delinquent offenses such as possession or sale of controlled substances, disorderly conduct, criminal trespass, etc.

Status Offenses – Offenses committed by a child that, if committed by an adult, would not be considered an offense or unlawful act. These can include such actions as runaway, truancy, unruly behavior, etc.

Dependency/Neglect – Issues that affect the safety and well being of the referred child, such as abuse, dependency, neglect, termination of parental rights, etc. This is a non-offense category as the referred child is the victim and is not the offender.

Parentage – Issues that affect custody of the child, visitation, determining parentage and child support.

Other Violation Proceedings – Violation of pretrial diversion and violation of informal adjustment.

Special Proceedings – Judicial reviews, administrative reviews, and foster care reviews that are conducted by the court. This is also a Non-offense category.

The Class of Referrals by Race and Sex for CY 2008 chart indicates the reported classes of referral reasons for each race and sex in descending order of occurrence. The summary of the three most often reported classes of referral/offense by race and sex are detailed below.

The two most commonly reported classes of referral/offense among White males were “Illegal Conduct” at 22,221 or 32.8% of the total referrals reported for White males and “Status Offenses” at 10,944 or 16.2% of the total referrals reported for White males. “Special Proceedings” at 10,217 or 15.1% of the total referrals represented the third most reported class of referral/offense for White males.

**TENNESSEE COUNCIL OF JUVENILE AND FAMILY COURT JUDGES
2008 ANNUAL JUVENILE COURT STATISTICAL REPORT**

The most commonly reported class of referral/offense among African American males was “Illegal Conduct” at 11,696 or 31.9% of the total referrals reported for African American males. The second and third most reported classes of referral/offense for African American males were “Offenses Against Property” at 4,355 or 11.9% followed by “Offenses Against Persons” at 4,306 or 11.7% of the total referrals reported.

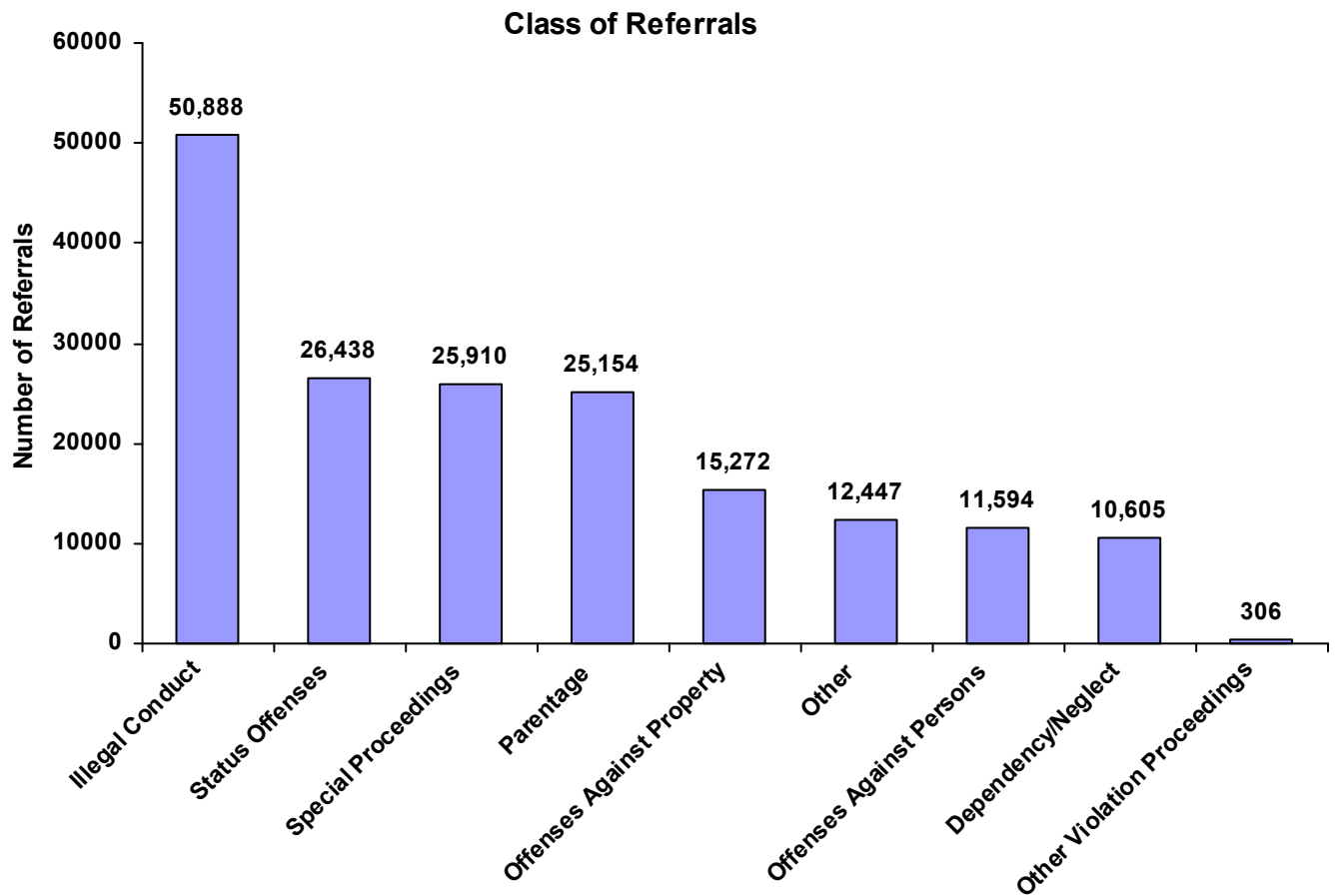
The two most commonly reported classes of referral/offense among White females were “Illegal Conduct” at 10,054 or 24.6% of the total referrals reported for White females and “Status Offenses” at 7,416 or 18.1%. The third most reported class of referral/offense for White females was “Special Proceedings” at 7,120 or 17.4% of the total referrals reported for White females.

The first and second most often reported class of referral/offense among African American females were “Illegal Conduct” at 4,460 or 22.6% of the total referrals reported for African American females and “Parentage” at 3,367 or 17.0%. The third most reported class of referral/offense for African American females was “Status Offenses” at 2,673 or 13.5% of the total referrals reported for African American females.

**TENNESSEE COUNCIL OF JUVENILE AND FAMILY COURT JUDGES
2008 ANNUAL JUVENILE COURT STATISTICAL REPORT**

Class of Referrals by Race and Sex for CY 2008

	White Male	African American Male	Other Race Male	White Female	African American Female	Other Race Female	Unknown Race or Sex	Total	% of Total Referrals
Offenses Against Persons	3,435	4,306	162	1,302	2,116	64	209	11,594	6.49%
Offenses Against Property	6,078	4,355	240	2,535	1,695	89	280	15,272	8.55%
Illegal Conduct	22,221	11,696	623	10,054	4,460	337	1,497	50,888	28.49%
Status Offenses	10,944	3,920	368	7,416	2,673	293	824	26,438	14.80%
Dependency/Neglect	3,160	1,610	171	3,188	1,582	151	743	10,605	5.94%
Other Violation Proceedings	179	11	1	107	5	0	3	306	0.17%
Parentage	7,296	4,101	365	6,426	3,367	360	3,239	25,154	14.08%
Special Proceedings	10,217	4,247	365	7,120	2,336	277	1,348	25,910	14.51%
Other	4,190	2,441	237	2,781	1,517	194	1,087	12,447	6.97%
Totals	67,720	36,687	2,532	40,929	19,751	1,765	9,230	178,614	



**TENNESSEE COUNCIL OF JUVENILE AND FAMILY COURT JUDGES
2008 ANNUAL JUVENILE COURT STATISTICAL REPORT**

Referrals by Class and Type Of Offense by Race and Sex for CY 2008

	White Male	African American Male	Other Race Male	White Female	African American Female	Other Race Female	Unknown Race or Sex	Total
<u>Offenses Against Persons</u>								
Assault	2,256	2,633	100	1,089	1,801	52	110	8,041
Aggravated Assault	413	543	24	102	177	5	39	1,303
Aggravated Robbery	34	401	12	3	26	1	11	488
Reckless Endangerment	181	162	7	45	22	0	10	427
Other Sexual Offenses	142	90	4	6	51	4	6	303
Rape of a Child	142	81	5	10	1	0	9	248
Robbery	34	165	6	4	20	2	4	235
Aggravated Sexual Battery	104	47	1	7	2	0	6	167
Attempted Crime Against a Person	16	58	1	4	5	0	4	88
Rape	34	40	1	0	3	0	5	83
Esp. Aggravated Robbery	12	17	0	2	0	0	2	33
Sexual Abuse of a Child	13	8	0	10	0	0	1	32
Esp. Aggravated Kidnapping	9	10	0	6	0	0	0	25
Aggravated Child Abuse / Neglect	11	4	0	6	4	0	0	25
1st Degree Murder	7	14	0	1	1	0	0	23
Criminal Homicide	9	8	1	1	0	0	2	21
Aggravated Rape	4	12	0	0	0	0	0	16
Aggravated Kidnapping	2	9	0	2	2	0	0	15
2nd Degree Murder	5	2	0	2	1	0	0	10
Vehicular Homicide	4	1	0	1	0	0	0	6
Aggravated Vehicular Homicide	1	0	0	1	0	0	0	2
Voluntary Manslaughter	1	1	0	0	0	0	0	2
Criminally Negligent Homicide	1	0	0	0	0	0	0	1
Totals	3,435	4,306	162	1,302	2,116	64	209	11,594
<u>Offenses Against Property</u>								
Theft of Property	2,652	2,137	93	1,894	1,363	65	139	8,343
Vandalism	1,817	915	61	357	207	13	64	3,434
Aggravated Burglary	427	762	44	79	33	3	33	1,381
Burglary	829	393	30	63	16	0	20	1,351
Unauthorized Use of a Vehicle	120	48	6	61	29	6	4	274
Forgery	52	30	1	19	23	2	5	132
Illegal Poss/Use of Credit/Debit Cards	65	18	2	25	14	0	5	129
Arson	69	24	3	14	1	0	4	115
Aggravated Arson	15	15	0	11	5	0	4	50
Cruelty to Animals	28	13	0	1	1	0	1	44
Worthless Checks	4	0	0	11	3	0	1	19
Totals	6,078	4,355	240	2,535	1,695	89	280	15,272

**TENNESSEE COUNCIL OF JUVENILE AND FAMILY COURT JUDGES
2008 ANNUAL JUVENILE COURT STATISTICAL REPORT**

Referrals by Class and Type Of Offense by Race and Sex for CY 2008

	White Male	African American Male	Other Race Male	White Female	African American Female	Other Race Female	Unknown Race or Sex	Total
<u>Illegal Conduct</u>								
Traffic	9,073	1,944	186	4,693	713	114	559	17,282
Disorderly Conduct	1,227	2,744	62	612	2,070	41	142	6,898
Violation of Probation	2,707	1,174	101	1,104	435	55	81	5,657
Possession of Controlled Substances	1,873	1,118	60	577	128	13	91	3,860
Possession/Consumption of Alcohol	1,874	178	25	912	39	17	56	3,101
Contempt of Court	1,018	292	38	944	233	42	271	2,838
Criminal Trespass	538	984	23	102	216	5	35	1,903
Other Drug Offenses	1,167	190	35	332	29	9	42	1,804
Unlawful Carrying / Poss of a Weapon	236	611	11	21	38	0	57	974
Evading Arrest	280	489	15	45	43	8	17	897
Resist Stop/Frisk/Halt/Arrest/Search	264	354	10	73	139	5	15	860
Public Intoxication	367	235	10	141	28	5	17	803
Sale of Controlled Substances	160	287	6	39	21	0	9	522
Carrying Weapons on School Property	203	182	6	35	79	2	13	520
Failure to Appear	108	179	4	41	76	4	36	448
Harassment	174	38	6	108	38	2	8	374
Criminal Impersonation	107	91	7	58	55	4	11	333
Violation of Aftercare	135	121	2	36	26	1	2	323
Driving Under Influence (DUI)	199	11	10	46	4	3	19	292
Local Ordinances	160	62	1	21	8	3	3	258
Filing a False Police Report	101	38	3	80	22	3	3	250
Criminal Attempt	16	172	1	5	7	0	6	207
Violation of Wildlife Regulations	176	3	0	6	0	0	1	186
Gambling	0	112	0	1	6	0	0	119
Aggravated Criminal Trespass	24	60	0	10	5	1	2	102
Escape	34	27	1	12	2	0	1	77
Totals	22,221	11,696	623	10,054	4,460	337	1,497	50,888
<u>Status Offenses</u>								
Truancy	3,677	1,153	137	3,260	1,091	106	400	9,824
Unruly Behavior	2,101	722	68	1,513	480	62	151	5,097
Possession of Tobacco Products	2,545	439	40	752	64	18	85	3,943
Violation of Curfew	1,092	923	54	529	385	28	85	3,096
In-State Runaway	835	479	41	909	503	58	44	2,869
Violation of a Valid Court Order	681	198	28	434	144	21	54	1,560
Out-of-State Runaway	13	6	0	19	6	0	5	49
Totals	10,944	3,920	368	7,416	2,673	293	824	26,438
<u>Dependency/Neglect</u>								
Dependency / Neglect	2,820	1,449	155	2,824	1,425	134	609	9,416
Termination of Parental Rights	313	149	16	319	140	17	127	1,081
Physically Abused Child	18	12	0	28	17	0	6	81
Sexually Abused Child	9	0	0	17	0	0	1	27
Totals	3,160	1,610	171	3,188	1,582	151	743	10,605

**TENNESSEE COUNCIL OF JUVENILE AND FAMILY COURT JUDGES
2008 ANNUAL JUVENILE COURT STATISTICAL REPORT**

Referrals by Class and Type Of Offense by Race and Sex for CY 2008

	White Male	African American Male	Other Race Male	White Female	African American Female	Other Race Female	Unknown Race or Sex	Total
<u>Other Violation Proceedings</u>								
Violation of Pretrial Diversion	139	11	1	81	3	0	0	235
Violation of Informal Adjustment	40	0	0	26	2	0	3	71
Totals	179	11	1	107	5	0	3	306
<u>Parentage</u>								
Child Support	3,682	2,408	164	2,923	1,813	153	2,146	13,289
Custody	2,576	1,055	143	2,628	984	157	590	8,133
Paternity / Legitimation	558	356	39	402	292	30	326	2,003
Visitation	480	282	19	473	278	20	177	1,729
Totals	7,296	4,101	365	6,426	3,367	360	3,239	25,154
<u>Special Proceedings</u>								
Judicial Review	6,028	793	206	4,256	436	156	623	12,498
Administrative Review	2,825	3,132	112	1,704	1,706	66	479	10,024
Foster Care Review	1,231	313	47	1,075	189	55	242	3,152
Request for Medical Treatment	133	9	0	82	5	0	4	233
Consent to Marry	0	0	0	3	0	0	0	3
Totals	10,217	4,247	365	7,120	2,336	277	1,348	25,910
<u>Other</u>								
Other	4,190	2,441	237	2,781	1,517	194	1,087	12,447
Totals	4,190	2,441	237	2,781	1,517	194	1,087	12,447
All Referral Totals	67,720	36,687	2,532	40,929	19,751	1,765	9,230	178,614

TENNESSEE COUNCIL OF JUVENILE AND FAMILY COURT JUDGES 2008 ANNUAL JUVENILE COURT STATISTICAL REPORT

REFERRAL REASONS BY TYPE OF OFFENSE BY RACE AND SEX - 2008

The tables on the following pages depict referral reasons by type of offense, race and sex. Since this data was spread between 83 potential referral reasons, many of the statistics presented were small.

The 2008 data showed the most commonly reported delinquent referral reasons were "Traffic" at 17,282, "Theft of Property" at 8,343, "Assault" at 8,041, "Disorderly Conduct" at 6,898, "Violation of Probation" at 5,657, and "Possession of Controlled Substances" at 3,860.

The most often reported status offense referral reasons were "Truancy" at 9,824, "Unruly Behavior" at 5,097, "Possession of Tobacco Products" at 3,943, "Violation of Curfew" at 3,096, "In-state Runaway" at 2,869, and "Violation of a Valid Court Order" at 1,560.

"Child Support" at 13,289, "Judicial Review" at 12,498, "Administrative Review" at 10,024, "Dependency and Neglect" at 9,416, and "Custody" at 8,133 were the most prevalent within the non-offense category.

The top four referral reasons of the total reported for White males in 2008 were "Traffic" at 9,073 or 13.4%, "Judicial Review" at 6,028 or 8.9%, "Other" at 4,190 or 6.2%, and "Child Support" at 3,682 at 5.4%.

The top four referral reasons of the total reported for African American males in 2008 were "Administrative Review" at 3,132 or 8.5%, "Disorderly Conduct" at 2,744 or 7.5%, "Assault" at 2,633 or 7.2%, and "Other" at 2,441 or 6.7%.

The top four referral reasons of the total reported for White females in 2008 were "Traffic" at 4,693 or 11.5%, "Judicial Review" at 4,256 or 10.4%, "Truancy" at 3,260 or 8.0% and "Child Support" 2,923 or 7.1%.

The top four referral reasons of the total reported for African American females in 2008 were "Disorderly Conduct" at 2,070 or 10.5%, "Child Support" at 1,813 or 9.2%, "Assault" at 1,801 or 9.1%, and "Administrative Reviews" at 1,706 or 8.6%.

**TENNESSEE COUNCIL OF JUVENILE AND FAMILY COURT JUDGES
2008 ANNUAL JUVENILE COURT STATISTICAL REPORT**

Referral Reasons by Type of Offense, Race and Sex for CY 2008

	White Male	African American Male	Other Race Male	White Female	African American Female	Other Race Female	Unknown Race or Sex	Total
Delinquent								
Traffic	9,073	1,944	186	4,693	713	114	559	17,282
Theft of Property	2,652	2,137	93	1,894	1,363	65	139	8,343
Assault	2,256	2,633	100	1,089	1,801	52	110	8,041
Disorderly Conduct	1,227	2,744	62	612	2,070	41	142	6,898
Violation of Probation	2,707	1,174	101	1,104	435	55	81	5,657
Possession of Controlled Substances	1,873	1,118	60	577	128	13	91	3,860
Vandalism	1,817	915	61	357	207	13	64	3,434
Possession/Consumption of Alcohol	1,874	178	25	912	39	17	56	3,101
Contempt of Court	1,018	292	38	944	233	42	271	2,838
Criminal Trespass	538	984	23	102	216	5	35	1,903
Other Drug Offenses	1,167	190	35	332	29	9	42	1,804
Aggravated Burglary	427	762	44	79	33	3	33	1,381
Burglary	829	393	30	63	16	0	20	1,351
Aggravated Assault	413	543	24	102	177	5	39	1,303
Unlawful Carrying / Poss of a Weapon	236	611	11	21	38	0	57	974
Evading Arrest	280	489	15	45	43	8	17	897
Resist Stop/Frisk/Halt/Arrest/Search	264	354	10	73	139	5	15	860
Public Intoxication	367	235	10	141	28	5	17	803
Sale of Controlled Substances	160	287	6	39	21	0	9	522
Carrying Weapons on School Property	203	182	6	35	79	2	13	520
Aggravated Robbery	34	401	12	3	26	1	11	488
Failure to Appear	108	179	4	41	76	4	36	448
Reckless Endangerment	181	162	7	45	22	0	10	427
Harassment	174	38	6	108	38	2	8	374
Criminal Impersonation	107	91	7	58	55	4	11	333
Violation of Aftercare	135	121	2	36	26	1	2	323
Other Sexual Offenses	142	90	4	6	51	4	6	303
Driving Under Influence (DUI)	199	11	10	46	4	3	19	292
Unauthorized Use of a Vehicle	120	48	6	61	29	6	4	274
Local Ordinances	160	62	1	21	8	3	3	258
Filing a False Police Report	101	38	3	80	22	3	3	250
Rape of a Child	142	81	5	10	1	0	9	248
Robbery	34	165	6	4	20	2	4	235
Criminal Attempt	16	172	1	5	7	0	6	207
Violation of Wildlife Regulations	176	3	0	6	0	0	1	186
Aggravated Sexual Battery	104	47	1	7	2	0	6	167
Forgery	52	30	1	19	23	2	5	132
Illegal Poss/Use of Credit/Debit Cards	65	18	2	25	14	0	5	129
Gambling	0	112	0	1	6	0	0	119
Arson	69	24	3	14	1	0	4	115
Aggravated Criminal Trespass	24	60	0	10	5	1	2	102
Attempted Crime Against a Person	16	58	1	4	5	0	4	88
Rape	34	40	1	0	3	0	5	83
Escape	34	27	1	12	2	0	1	77
Aggravated Arson	15	15	0	11	5	0	4	50
Cruelty to Animals	28	13	0	1	1	0	1	44
Esp. Aggravated Robbery	12	17	0	2	0	0	2	33
Sexual Abuse of a Child	13	8	0	10	0	0	1	32
Esp. Aggravated Kidnapping	9	10	0	6	0	0	0	25
Aggravated Child Abuse / Neglect	11	4	0	6	4	0	0	25
1st Degree Murder	7	14	0	1	1	0	0	23
Criminal Homicide	9	8	1	1	0	0	2	21

**TENNESSEE COUNCIL OF JUVENILE AND FAMILY COURT JUDGES
2008 ANNUAL JUVENILE COURT STATISTICAL REPORT**

Referral Reasons by Type of Offense, Race and Sex for CY 2008

	White Male	African American Male	Other Race Male	White Female	African American Female	Other Race Female	Unknown Race or Sex	Total
<u>Delinquent</u>								
Worthless Checks	4	0	0	11	3	0	1	19
Aggravated Rape	4	12	0	0	0	0	0	16
Aggravated Kidnapping	2	9	0	2	2	0	0	15
2nd Degree Murder	5	2	0	2	1	0	0	10
Vehicular Homicide	4	1	0	1	0	0	0	6
Aggravated Vehicular Homicide	1	0	0	1	0	0	0	2
Voluntary Manslaughter	1	1	0	0	0	0	0	2
Criminally Negligent Homicide	1	0	0	0	0	0	0	1
Totals	31,734	20,357	1,025	13,891	8,271	490	1,986	77,754
<u>Status</u>								
Truancy	3,677	1,153	137	3,260	1,091	106	400	9,824
Unruly Behavior	2,101	722	68	1,513	480	62	151	5,097
Possession of Tobacco Products	2,545	439	40	752	64	18	85	3,943
Violation of Curfew	1,092	923	54	529	385	28	85	3,096
In-State Runaway	835	479	41	909	503	58	44	2,869
Violation of a Valid Court Order	681	198	28	434	144	21	54	1,560
Out-of-State Runaway	13	6	0	19	6	0	5	49
Totals	10,944	3,920	368	7,416	2,673	293	824	26,438
<u>Dependency and Neglect</u>								
Dependency / Neglect	2,820	1,449	155	2,824	1,425	134	609	9,416
Termination of Parental Rights	313	149	16	319	140	17	127	1,081
Physically Abused Child	18	12	0	28	17	0	6	81
Sexually Abused Child	9	0	0	17	0	0	1	27
Totals	3,160	1,610	171	3,188	1,582	151	743	10,605
<u>Other Violations</u>								
Violation of Pretrial Diversion	139	11	1	81	3	0	0	235
Violation of Informal Adjustment	40	0	0	26	2	0	3	71
Totals	179	11	1	107	5	0	3	306
<u>Special Proceedings</u>								
Child Support	3,682	2,408	164	2,923	1,813	153	2,146	13,289
Judicial Review	6,028	793	206	4,256	436	156	623	12,498
Administrative Review	2,825	3,132	112	1,704	1,706	66	479	10,024
Custody	2,576	1,055	143	2,628	984	157	590	8,133
Foster Care Review	1,231	313	47	1,075	189	55	242	3,152
Paternity / Legitimation	558	356	39	402	292	30	326	2,003
Visitation	480	282	19	473	278	20	177	1,729
Request for Medical Treatment	133	9	0	82	5	0	4	233
Consent to Marry	0	0	0	3	0	0	0	3
Totals	17,513	8,348	730	13,546	5,703	637	4,587	51,064
<u>Other</u>								
Other	4,190	2,441	237	2,781	1,517	194	1,087	12,447
Totals	4,190	2,441	237	2,781	1,517	194	1,087	12,447
All Referral Totals	67,720	36,687	2,532	40,929	19,751	1,765	9,230	178,614

**TENNESSEE COUNCIL OF JUVENILE AND FAMILY COURT JUDGES
2008 ANNUAL JUVENILE COURT STATISTICAL REPORT**

Top 4 Referral Reasons by Race and Sex for CY 2008

Sex	Race	Referral Reason	Total
Male			
	White	1. Traffic	9,073
		2. Judicial Review	6,028
		3. Other	4,190
		4. Child Support	3,682
	African American	1. Administrative Review	3,132
		2. Disorderly Conduct	2,744
		3. Assault	2,633
		4. Other	2,441
	Other Race	1. Other	237
		2. Judicial Review	206
		3. Traffic	186
		4. Child Support	164
Female			
	White	1. Traffic	4,693
		2. Judicial Review	4,256
		3. Truancy	3,260
		4. Child Support	2,923
	African American	1. Disorderly Conduct	2,070
		2. Child Support	1,813
		3. Assault	1,801
		4. Administrative Review	1,706
	Other Race	1. Other	194
		2. Custody	157
		3. Judicial Review	156
		4. Child Support	153
Unknown			
	Unknown	1. Child Support	2,146
		2. Other	1,087
		3. Judicial Review	623
		4. Dependency / Neglect	609

**TENNESSEE COUNCIL OF JUVENILE AND FAMILY COURT JUDGES
2008 ANNUAL JUVENILE COURT STATISTICAL REPORT**

Top 4 Referral Reasons by Race and Sex and by Type of Offense for CY 2008

Sex	Race	Referral Type	Referral Reason	Total		
Male	White	Delinquent	1. Traffic	9,073		
			2. Violation of Probation	2,707		
			3. Theft of Property	2,652		
			4. Assault	2,256		
		Status	1. Truancy	3,677		
			2. Possession of Tobacco Products	2,545		
			3. Unruly Behavior	2,101		
			4. Violation of Curfew	1,092		
		Dependency and Neglect	1. Dependency / Neglect	2,820		
			2. Termination of Parental Rights	313		
			3. Physically Abused Child	18		
			4. Sexually Abused Child	9		
		Other Violations	1. Violation of Pretrial Diversion	139		
			2. Violation of Informal Adjustment	40		
		Special Proceedings	1. Judicial Review	6,028		
			2. Child Support	3,682		
			3. Administrative Review	2,825		
			4. Custody	2,576		
		Other	1. Other	4,190		
			<hr/>			
Male	African American	Delinquent	1. Disorderly Conduct	2,744		
			2. Assault	2,633		
			3. Theft of Property	2,137		
			4. Traffic	1,944		
		Status	1. Truancy	1,153		
			2. Violation of Curfew	923		
			3. Unruly Behavior	722		
			4. In-State Runaway	479		
		Dependency and Neglect	1. Dependency / Neglect	1,449		
			2. Termination of Parental Rights	149		
			3. Physically Abused Child	12		
		Other Violations	1. Violation of Pretrial Diversion	11		
		Special Proceedings	1. Administrative Review	3,132		
			2. Child Support	2,408		
			3. Custody	1,055		
			4. Judicial Review	793		
		Other	1. Other	2,441		
			<hr/>			
		Male	Other Race	Delinquent	1. Traffic	186
					2. Violation of Probation	101
3. Assault	100					
4. Theft of Property	93					
Status	1. Truancy			137		
	2. Unruly Behavior			68		
	3. Violation of Curfew			54		
	4. In-State Runaway			41		
Dependency and Neglect	1. Dependency / Neglect			155		
	2. Termination of Parental Rights			16		
Other Violations	1. Violation of Pretrial Diversion			1		
Special Proceedings	1. Judicial Review			206		
	2. Child Support			164		
	3. Custody			143		
	4. Administrative Review			112		
Other	1. Other			237		

**TENNESSEE COUNCIL OF JUVENILE AND FAMILY COURT JUDGES
2008 ANNUAL JUVENILE COURT STATISTICAL REPORT**

Top 4 Referral Reasons by Race and Sex and by Type of Offense for CY 2008

Sex	Race	Referral Type	Referral Reason	Total		
Female	White	Delinquent	1. Traffic	4,693		
			2. Theft of Property	1,894		
			3. Violation of Probation	1,104		
			4. Assault	1,089		
		Status	1. Truancy	3,260		
			2. Unruly Behavior	1,513		
			3. In-State Runaway	909		
		Dependency and Neglect	4. Possession of Tobacco Products	752		
			1. Dependency / Neglect	2,824		
			2. Termination of Parental Rights	319		
			3. Physically Abused Child	28		
		Other Violations	4. Sexually Abused Child	17		
			1. Violation of Pretrial Diversion	81		
		Special Proceedings	2. Violation of Informal Adjustment	26		
			1. Judicial Review	4,256		
			2. Child Support	2,923		
		Other	3. Custody	2,628		
			4. Administrative Review	1,704		
			1. Other	2,781		
			Female	African American	Delinquent	1. Disorderly Conduct
2. Assault	1,801					
3. Theft of Property	1,363					
4. Traffic	713					
Status	1. Truancy	1,091				
	2. In-State Runaway	503				
	3. Unruly Behavior	480				
Dependency and Neglect	4. Violation of Curfew	385				
	1. Dependency / Neglect	1,425				
	2. Termination of Parental Rights	140				
	3. Physically Abused Child	17				
Other Violations	1. Violation of Pretrial Diversion	3				
	2. Violation of Informal Adjustment	2				
Special Proceedings	1. Child Support	1,813				
	2. Administrative Review	1,706				
	3. Custody	984				
	4. Judicial Review	436				
Other	1. Other	1,517				
	Female	Other Race			Delinquent	1. Traffic
2. Theft of Property						65
3. Violation of Probation			55			
4. Assault			52			
Status			1. Truancy	106		
			2. Unruly Behavior	62		
			3. In-State Runaway	58		
Dependency and Neglect			4. Violation of Curfew	28		
			1. Dependency / Neglect	134		
			2. Termination of Parental Rights	17		
			3. Custody	157		
Special Proceedings			2. Judicial Review	156		
			3. Child Support	153		
			4. Administrative Review	66		
Other			1. Other	194		

**TENNESSEE COUNCIL OF JUVENILE AND FAMILY COURT JUDGES
2008 ANNUAL JUVENILE COURT STATISTICAL REPORT**

Top 4 Referral Reasons by Race and Sex and by Type of Offense for CY 2008

Sex	Race	Referral Type	Referral Reason	Total
Unknown	Unknown	Delinquent	1. Traffic	559
			2. Contempt of Court	271
			3. Disorderly Conduct	142
			4. Theft of Property	139
		Status	1. Truancy	400
			2. Unruly Behavior	151
			3. Violation of Curfew	85
		Dependency and Neglect	4. Possession of Tobacco Products	85
			1. Dependency / Neglect	609
			2. Termination of Parental Rights	127
			3. Physically Abused Child	6
		Other Violations	4. Sexually Abused Child	1
			1. Violation of Informal Adjustment	3
		Special Proceedings	1. Child Support	2,146
			2. Judicial Review	623
			3. Custody	590
4. Administrative Review	479			
Other	Other	1. Other	1,087	

**TENNESSEE COUNCIL OF JUVENILE AND FAMILY COURT JUDGES
2008 ANNUAL JUVENILE COURT STATISTICAL REPORT**

SOURCE OF REFERRALS TO THE JUVENILE COURT - 2008

Anyone who perceived a need for the juvenile court to intervene in a child's affairs could refer that child to the juvenile court. Frequently, the referral source was closely related to the reason for referral. For example, law enforcement officers referred children who allegedly committed illegal acts and schools referred truant children.

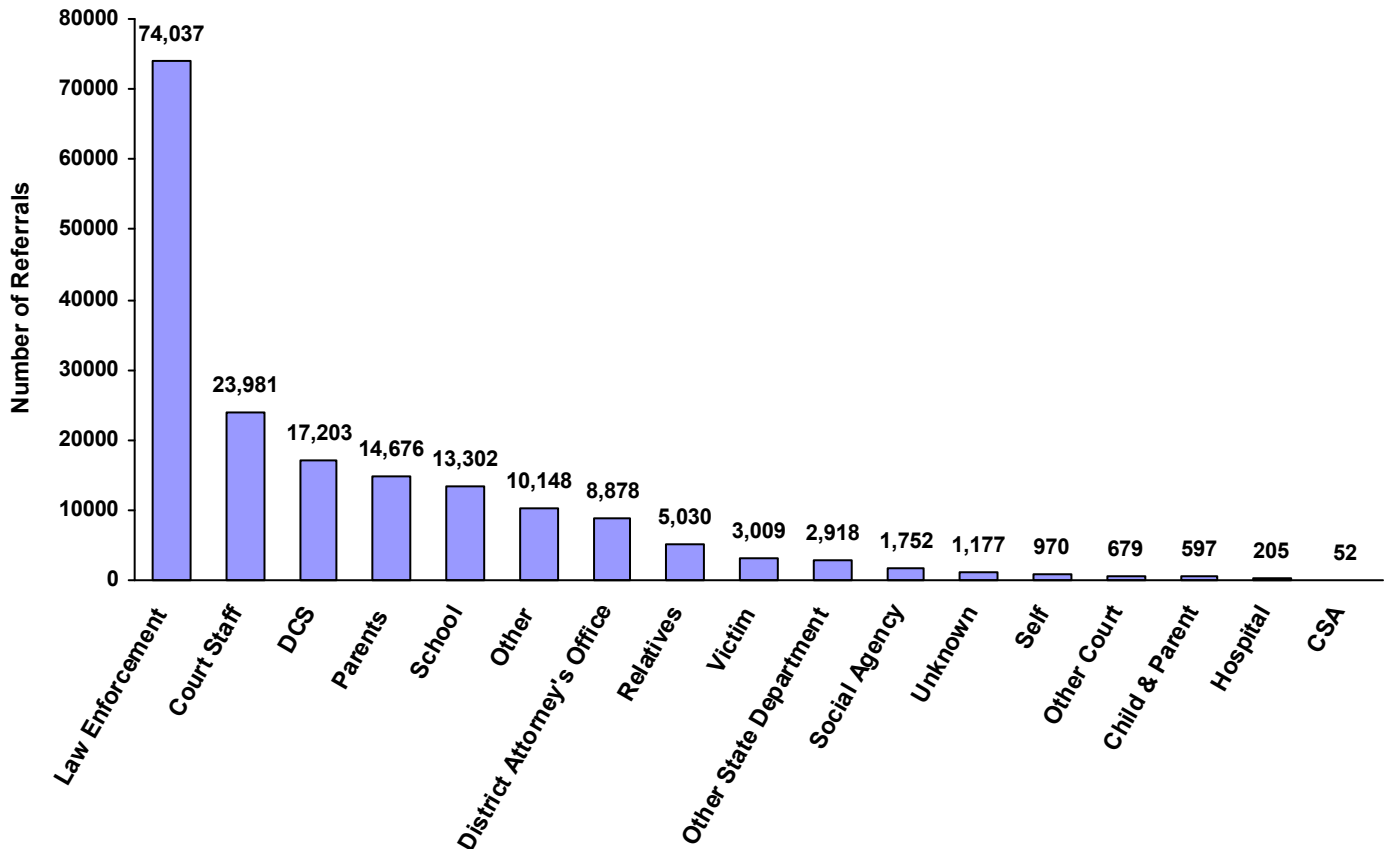
As the Source of Referrals by Race and Sex for CY 2008 table and chart show, the most often cited source of referrals were by "Law Enforcement" at 74,037 or 41.5%, and referrals by "Court Staff" were the second most cited at 23,981 or 13.4%. Referrals made by the "Department of Children's Services" (DCS) were the third most cited at 17,203 or 9.6%, "Parents" were the fourth at 14,676 or 8.2%, and referrals by "School" were the fifth most cited at 13,302 or 7.4%.

TENNESSEE COUNCIL OF JUVENILE AND FAMILY COURT JUDGES 2008 ANNUAL JUVENILE COURT STATISTICAL REPORT

Source of Referrals by Race and Sex for CY 2008

	White Male	African American Male	Other Race Male	White Female	African American Female	Other Race Female	Unknown Race or Sex	Total	% of Total Referrals
Law Enforcement	29,978	20,296	946	12,409	8,132	453	1,823	74,037	41.45%
Parents	4,241	2,672	203	4,067	2,603	187	703	14,676	8.22%
Relatives	1,708	553	73	1,693	556	104	343	5,030	2.82%
Self	497	63	17	302	34	5	52	970	0.54%
School	5,566	1,481	149	4,089	1,289	116	612	13,302	7.45%
CSA	27	4	1	16	3	0	1	52	0.03%
DCS	7,232	1,384	288	5,865	853	237	1,344	17,203	9.63%
Other State Department	1,123	336	21	922	247	14	255	2,918	1.63%
District Attorney's Office	2,885	1,754	85	1,782	997	94	1,281	8,878	4.97%
Court Staff	9,692	4,603	385	6,191	2,270	284	556	23,981	13.43%
Social Agency	390	493	22	253	531	18	45	1,752	0.98%
Other Court	344	61	8	164	47	2	53	679	0.38%
Victim	1,199	471	56	909	270	29	75	3,009	1.68%
Child & Parent	218	40	36	174	44	21	64	597	0.33%
Hospital	101	3	2	91	4	3	1	205	0.11%
Unknown	272	253	42	239	169	26	176	1,177	0.66%
Other	2,247	2,220	198	1,763	1,702	172	1,846	10,148	5.68%
Totals	67,720	36,687	2,532	40,929	19,751	1,765	9,230	178,614	

Total Source of Referrals



**TENNESSEE COUNCIL OF JUVENILE AND FAMILY COURT JUDGES
2008 ANNUAL JUVENILE COURT STATISTICAL REPORT**

SIX MOST FREQUENT REFERRAL REASONS BY SOURCE - 2008

When looking at the six (6) most frequently reported referral reasons associated with each referral source in 2008, law enforcement personnel most often referred juveniles for traffic complaints. With regard to schools, truancy remained the most cited referral reason and possession of tobacco products was the second most cited. Child Support issues were the most frequent referral reason cited by the District Attorney's Office, Other State Department, Self, and Child and Parent. Court Staff most often referred for judicial reviews, while custody was the reason most often cited for referral by parents and relatives. Most DCS and Social Agency referrals were for dependency and neglect issues. Victims referred most often for theft of property and Hospitals referred most often for requests for medical treatment while Community Service Agencies referred most often for probation violations.

**TENNESSEE COUNCIL OF JUVENILE AND FAMILY COURT JUDGES
2008 ANNUAL JUVENILE COURT STATISTICAL REPORT**

Six Most Frequent Referral Reasons by Source, Race and Sex for CY 2008

	White Male	African American Male	Other Race Male	White Female	African American Female	Other Race Female	Unknown Race or Sex	Total
<u>Law Enforcement</u>								
1. Traffic	8,786	1,920	181	4,547	702	111	553	16,800
2. Theft of Property	2,071	1,956	74	1,178	1,200	48	103	6,630
3. Disorderly Conduct	1,034	2,650	53	499	1,993	36	128	6,393
4. Assault	1,529	2,277	55	725	1,601	35	74	6,296
5. Possession of Controlled Substances	1,668	1,087	56	523	124	13	87	3,558
6. Violation of Curfew	1,041	912	51	503	380	28	84	2,999
<u>Parents</u>								
1. Custody	1,011	514	58	991	459	61	153	3,247
2. Unruly Behavior	850	279	26	737	209	33	40	2,174
3. Dependency / Neglect	258	608	28	258	588	19	41	1,800
4. Child Support	320	181	6	323	144	7	226	1,207
5. In-State Runaway	317	176	20	441	207	16	16	1,193
6. Visitation	300	222	8	316	240	12	82	1,180
<u>Relatives</u>								
1. Custody	999	400	48	1,049	386	67	228	3,177
2. Dependency / Neglect	264	50	7	248	68	16	32	685
3. Other	97	21	1	86	33	7	28	273
4. Child Support	78	12	4	65	8	8	20	195
5. Unruly Behavior	67	25	4	48	20	1	2	167
6. Judicial Review	43	3	5	61	2	1	8	123
<u>Self</u>								
1. Child Support	160	9	9	120	11	1	13	323
2. Other	134	28	2	46	9	3	20	242
3. Custody	76	3	1	50	1	1	3	135
4. Paternity / Legitimation	30	1	1	22	1	0	2	57
5. Judicial Review	17	3	0	17	1	0	0	38
6. Visitation	15	1	2	10	5	0	4	37
<u>School</u>								
1. Truancy	3,260	1,004	110	2,952	964	89	377	8,756
2. Possession of Tobacco Products	949	31	7	239	5	0	11	1,242
3. Dependency / Neglect	121	154	7	131	142	10	115	680
4. Unruly Behavior	263	83	5	125	28	4	3	511
5. Other	139	8	3	177	14	1	59	401
6. Violation of a Valid Court Order	142	32	7	91	24	3	8	307
<u>Community Service Agencies</u>								
1. Violation of Probation	5	1	1	4	0	0	0	11
2. Child Support	2	0	0	4	0	0	1	7
3. Custody	4	0	0	2	0	0	0	6
4. Unruly Behavior	1	2	0	2	1	0	0	6
5. Dependency / Neglect	4	0	0	1	0	0	0	5
6. Judicial Review	3	0	0	0	2	0	0	5

**TENNESSEE COUNCIL OF JUVENILE AND FAMILY COURT JUDGES
2008 ANNUAL JUVENILE COURT STATISTICAL REPORT**

Six Most Frequent Referral Reasons by Source, Race and Sex for CY 2008

	White Male	African American Male	Other Race Male	White Female	African American Female	Other Race Female	Unknown Race or Sex	Total
<u>Department of Children's Services</u>								
1. Dependency / Neglect	1,913	325	91	1,958	263	73	344	4,967
2. Judicial Review	1,347	190	61	1,066	94	28	176	2,962
3. Foster Care Review	1,163	208	41	990	123	49	225	2,799
4. Violation of Probation	746	149	19	276	36	14	6	1,246
5. Other	541	61	13	392	61	26	98	1,192
6. Administrative Review	264	100	16	157	51	4	164	756
<u>Other State Department</u>								
1. Child Support	710	238	12	621	160	11	142	1,894
2. Contempt of Court	187	58	5	203	59	2	89	603
3. Violation of Probation	85	10	1	27	5	0	1	129
4. Paternity / Legitimation	36	13	2	24	18	1	15	109
5. Judicial Review	30	0	0	23	0	0	0	53
6. Violation of Wildlife Regulations	30	0	0	2	0	0	0	32
<u>District Attorney's Office</u>								
1. Child Support	1,817	1,209	62	1,297	875	68	779	6,107
2. Administrative Review	370	263	0	55	17	0	288	993
3. Contempt of Court	226	86	7	233	41	14	59	666
4. Paternity / Legitimation	178	65	8	100	38	8	47	444
5. Judicial Review	132	81	4	30	6	0	91	344
6. Other	65	27	4	45	14	4	9	168
<u>Court Staff</u>								
1. Judicial Review	3,798	470	129	2,535	297	121	303	7,653
2. Administrative Review	2,076	2,266	86	1,377	1,003	54	16	6,878
3. Violation of Probation	1,371	927	67	588	361	38	55	3,407
4. Contempt of Court	430	71	12	371	44	15	5	948
5. Other	431	121	13	271	43	5	31	915
6. Violation of a Valid Court Order	332	131	11	256	106	15	43	894
<u>Social Agency</u>								
1. Dependency / Neglect	47	236	6	27	271	5	10	602
2. Violation of Probation	138	19	1	84	5	2	15	264
3. Administrative Review	9	110	0	7	127	1	1	255
4. Termination of Parental Rights	21	76	2	18	75	3	6	201
5. Other	44	23	8	51	37	6	3	172
6. Judicial Review	44	1	1	14	0	1	0	61
<u>Other Court</u>								
1. Other	55	18	2	25	14	2	11	127
2. Theft of Property	54	8	2	49	10	0	2	125
3. Possession / Consumption of Alcohol	28	0	1	21	0	0	0	50
4. Visitation	3	4	0	5	2	0	27	41
5. Assault	18	5	1	5	1	0	1	31
6. Vandalism	15	3	0	2	3	0	0	23

**TENNESSEE COUNCIL OF JUVENILE AND FAMILY COURT JUDGES
2008 ANNUAL JUVENILE COURT STATISTICAL REPORT**

Six Most Frequent Referral Reasons by Source, Race and Sex for CY 2008

	White Male	African American Male	Other Race Male	White Female	African American Female	Other Race Female	Unknown Race or Sex	Total
<u>Victim</u>								
1. Theft of Property	357	119	8	491	105	16	25	1,121
2. Assault	329	204	29	175	105	8	20	870
3. Vandalism	147	46	3	28	13	1	9	247
4. Harassment	72	5	4	52	13	1	3	150
5. Other	61	16	5	48	3	3	6	142
6. Criminal Trespass	39	11	1	16	2	0	2	71
<u>Child & Parent</u>								
1. Child Support	61	12	15	61	18	9	44	220
2. Other	30	8	2	23	8	2	7	80
3. Assault	40	6	1	16	2	1	1	67
4. Paternity / Legitimation	18	4	6	23	2	3	6	62
5. Contempt of Court	8	4	7	12	7	6	5	49
6. Custody	9	0	0	11	3	0	0	23
<u>Hospital</u>								
1. Request for Medical Treatment	86	2	0	80	4	0	0	172
2. Paternity / Legitimation	11	0	1	9	0	3	1	25
3. Other	2	0	0	0	0	0	0	2
4. Aggravated Robbery	0	1	0	0	0	0	0	1
5. Dependency / Neglect	0	0	0	1	0	0	0	1
6. Esp. Aggravated Kidnapping	1	0	0	0	0	0	0	1
<u>Unknown</u>								
1. Other	118	174	22	96	113	15	105	643
2. Child Support	90	32	8	84	24	9	36	283
3. Visitation	6	25	2	9	7	0	14	63
4. Paternity / Legitimation	5	10	4	10	13	0	5	47
5. Custody	14	3	1	11	5	2	7	43
6. Unruly Behavior	11	2	1	6	2	0	0	22
<u>Other</u>								
1. Other	922	958	102	768	662	91	572	4,075
2. Child Support	239	689	41	170	562	40	785	2,526
3. Paternity / Legitimation	61	214	7	34	186	7	218	727
4. Custody	152	69	13	170	79	11	109	603
5. Judicial Review	222	17	2	192	13	3	12	461
6. Dependency / Neglect	109	45	12	93	59	9	45	372

TENNESSEE COUNCIL OF JUVENILE AND FAMILY COURT JUDGES 2008 ANNUAL JUVENILE COURT STATISTICAL REPORT

SOURCE OF REFERRALS BY TYPE OF OFFENSE, RACE, AND SEX - 2008

Tables on the following pages show the source of referrals by type of offense, race, and sex of juveniles. The types of offense are; Delinquent, Status/Unruly, Dependency and Neglect, Other Violations, Special Proceedings, and Other.

Law Enforcement personnel referred juveniles for Delinquent offenses at 61,923 or 79.6% of the time, Court Staff referred juveniles for Delinquent offenses at 5,744 or 7.4% of the time, and Victims referred juveniles for Delinquent Offenses at 2,785 or 3.6% of the time. The largest percentages of all Delinquent referrals which totaled 77,754, by race and gender were as follows: White males at 31,734 or 40.8%, African American males at 20,357 or 26.2%, White females at 13,891 or 17.9%, and African American females at 8,271 or 10.6%.

School personnel referred juveniles for Status/Unruly offenses at 10,844 or 41.0% of the time, Law Enforcement personnel referred juveniles for Status/Unruly offenses at 8,667 or 32.8% of the time, and Parents referred juveniles for Status/Unruly offenses at 3,516 or 13.3% of the time. The largest percentages of Status/Unruly referrals by race and gender were as follows: White males at 10,944 or 41.4%, White females at 7,416 or 28.1%, African American males at 3,920 or 14.8% and African American females at 2,673 or 10.1%.

The Department of Children's Services (DCS) referred juveniles for Dependency and Neglect at 5,756 or 54.3% of the time, Parents referred juveniles for Dependency and Neglect at 1,846 or 17.4% of the time, Social Agency referrals made up 803 or 7.6% of the Dependency and Neglect referrals, and Relatives referred juveniles for Dependency and Neglect at 715 or 6.7% of the time. The largest percentages of Dependency and Neglect referrals by race and gender were as follows: White females at 3,188 or 30.1%, White males at 3,160 or 29.8%, African American males at 1,610 or 15.2%, and African American females at 1,582 or 14.9%.

Court Staff referred juveniles for Special Proceedings at 14,973 or 29.3% of the time, the District Attorney's office referred juveniles for Special Proceedings at 7,961 or 15.6% of the time, the Department of Children's Services (DCS) referred juveniles for Special Proceedings at 7,722 or 15.1% of the time, and Parents referred juveniles for Special Proceedings at 7,355 or 14.4% of the time. The largest percentages of Special Proceeding referrals by race and gender were as follows: White males at 17,513 or 34.3%, White females at 13,546 or 26.5%, African American males at 8,348 or 16.3%, and African American females at 5,703 or 11.2%.

Please note that each juvenile court used their own methods for filing Dependency and Neglect petitions and the court personnel responsible for these actions may not be the same level or type in every court. This means that the juvenile data collector may not have seen the case or may not have received the data that results from the petition filed on a particular case. These issues indicated that the dependency and neglect data were under-reported.

**TENNESSEE COUNCIL OF JUVENILE AND FAMILY COURT JUDGES
2008 ANNUAL JUVENILE COURT STATISTICAL REPORT**

Source of Referrals by Type of Offense, Race and Sex for CY 2008

	White Male	African American Male	Other Race Male	White Female	African American Female	Other Race Female	Unknown Race or Sex	Total
<u>Delinquent</u>								
Law Enforcement	24,795	17,624	771	9,987	6,936	342	1,468	61,923
Court Staff	2,402	1,296	104	1,236	542	64	100	5,744
Victim	1,098	451	51	830	264	26	65	2,785
DCS	1,007	281	20	396	66	18	59	1,847
School	556	159	9	245	105	6	21	1,101
Parents	372	110	16	230	97	7	29	861
Other	346	152	11	189	85	1	52	836
Other State Department	318	79	7	235	64	2	91	796
District Attorney's Office	242	99	7	238	46	14	59	705
Other Court	247	35	6	107	27	0	5	427
Social Agency	165	32	5	100	7	2	19	330
Child & Parent	80	13	10	43	11	7	6	170
Relatives	53	12	1	32	13	1	6	118
Self	28	10	2	12	4	0	5	61
Unknown	16	2	3	6	4	0	1	32
CSA	8	1	1	4	0	0	0	14
Hospital	1	1	1	1	0	0	0	4
Totals	31,734	20,357	1,025	13,891	8,271	490	1,986	77,754

<u>Status/Unruly</u>								
School	4,628	1,151	129	3,419	1,022	96	399	10,844
Law Enforcement	3,760	1,808	125	1,836	782	95	261	8,667
Parents	1,231	463	50	1,234	426	51	61	3,516
Court Staff	754	283	42	551	269	34	71	2,004
DCS	247	103	12	149	80	13	9	613
Relatives	110	47	5	95	38	2	7	304
Other	85	35	1	54	34	2	8	219
Social Agency	36	12	0	13	11	0	2	74
Victim	36	3	0	22	3	0	0	64
Unknown	16	4	1	15	3	0	0	39
Other Court	15	2	0	13	2	0	0	32
Child & Parent	9	2	3	5	1	0	0	20
CSA	6	3	0	4	1	0	0	14
Other State Department	5	1	0	3	1	0	4	14
Self	4	2	0	2	0	0	2	10
District Attorney's Office	1	1	0	1	0	0	0	3
Hospital	1	0	0	0	0	0	0	1
Totals	10,944	3,920	368	7,416	2,673	293	824	26,438

**TENNESSEE COUNCIL OF JUVENILE AND FAMILY COURT JUDGES
2008 ANNUAL JUVENILE COURT STATISTICAL REPORT**

Source of Referrals by Type of Offense, Race and Sex for CY 2008

	White Male	African American Male	Other Race Male	White Female	African American Female	Other Race Female	Unknown Race or Sex	Total
<u>Dependency and Neglect</u>								
DCS	2,170	387	97	2,236	334	84	448	5,756
Parents	274	612	30	278	589	20	43	1,846
Social Agency	68	312	8	45	346	8	16	803
Relatives	276	51	7	261	70	16	34	715
School	121	154	7	133	142	10	115	682
Other	130	54	16	111	62	11	60	444
Court Staff	55	27	3	45	27	2	8	167
Law Enforcement	32	7	2	34	9	0	8	92
Self	15	0	0	20	2	0	0	37
Unknown	6	3	1	7	0	0	8	25
Other State Department	5	1	0	7	1	0	1	15
Other Court	3	1	0	2	0	0	2	8
Victim	0	1	0	5	0	0	0	6
CSA	4	0	0	1	0	0	0	5
District Attorney's Office	0	0	0	2	0	0	0	2
Child & Parent	1	0	0	0	0	0	0	1
Hospital	0	0	0	1	0	0	0	1
Totals	3,160	1,610	171	3,188	1,582	151	743	10,605

<u>Other Violations</u>								
Court Staff	98	3	0	70	5	0	2	178
DCS	41	8	1	23	0	0	0	73
District Attorney's Office	28	0	0	11	0	0	0	39
Self	9	0	0	1	0	0	0	10
Parents	0	0	0	1	0	0	1	2
Other Court	1	0	0	0	0	0	0	1
Relatives	1	0	0	0	0	0	0	1
Social Agency	0	0	0	1	0	0	0	1
Victim	1	0	0	0	0	0	0	1
Child & Parent	0	0	0	0	0	0	0	0
CSA	0	0	0	0	0	0	0	0
Hospital	0	0	0	0	0	0	0	0
Law Enforcement	0	0	0	0	0	0	0	0
Other	0	0	0	0	0	0	0	0
Other State Department	0	0	0	0	0	0	0	0
School	0	0	0	0	0	0	0	0
Unknown	0	0	0	0	0	0	0	0
Totals	179	11	1	107	5	0	3	306

**TENNESSEE COUNCIL OF JUVENILE AND FAMILY COURT JUDGES
2008 ANNUAL JUVENILE COURT STATISTICAL REPORT**

Source of Referrals by Type of Offense, Race and Sex for CY 2008

	White Male	African American Male	Other Race Male	White Female	African American Female	Other Race Female	Unknown Race or Sex	Total
<u>Special Proceedings</u>								
Court Staff	5,952	2,873	223	4,018	1,384	179	344	14,973
District Attorney's Office	2,549	1,627	74	1,485	937	76	1,213	7,961
DCS	3,226	544	145	2,669	312	96	730	7,722
Parents	1,974	1,337	90	1,994	1,365	94	501	7,355
Other	764	1,021	68	641	859	67	1,154	4,574
Relatives	1,171	422	59	1,219	402	78	268	3,619
Other State Department	779	252	14	670	180	12	159	2,066
Self	307	23	13	221	19	2	25	610
Law Enforcement	246	32	5	137	26	2	16	464
Unknown	116	70	15	115	49	11	62	438
Social Agency	77	114	1	43	130	2	5	372
Child & Parent	98	17	21	103	24	12	51	326
School	122	9	1	115	6	3	18	274
Hospital	97	2	1	89	4	3	1	197
Other Court	23	5	0	17	4	0	35	84
CSA	9	0	0	6	2	0	1	18
Victim	3	0	0	4	0	0	4	11
Totals	17,513	8,348	730	13,546	5,703	637	4,587	51,064
<u>Other</u>								
Other	922	958	102	768	662	91	572	4,075
Law Enforcement	1,145	825	43	415	379	14	70	2,891
DCS	541	61	13	392	61	26	98	1,192
Parents	390	150	17	330	126	15	68	1,096
Court Staff	431	121	13	271	43	5	31	915
Unknown	118	174	22	96	113	15	105	643
School	139	8	3	177	14	1	59	401
Relatives	97	21	1	86	33	7	28	273
Self	134	28	2	46	9	3	20	242
Social Agency	44	23	8	51	37	6	3	172
District Attorney's Office	65	27	4	45	14	4	9	168
Victim	61	16	5	48	3	3	6	142
Other Court	55	18	2	25	14	2	11	127
Child & Parent	30	8	2	23	8	2	7	80
Other State Department	16	3	0	7	1	0	0	27
Hospital	2	0	0	0	0	0	0	2
CSA	0	0	0	1	0	0	0	1
Totals	4,190	2,441	237	2,781	1,517	194	1,087	12,447
All Referral Source Totals	67,720	36,687	2,532	40,929	19,751	1,765	9,230	178,614

**TENNESSEE COUNCIL OF JUVENILE AND FAMILY COURT JUDGES
2008 ANNUAL JUVENILE COURT STATISTICAL REPORT**

CHILDREN REFERRED FOR UNLAWFUL CARRYING/POSSESSION OF A WEAPON IN 2008

The following page contains information concerning children referred to juvenile court for Unlawful Carrying/Possession of a Weapon in 2008 by age, race and sex. The data showed there were a total number of children referred for Unlawful Carrying/Possession of a Weapon of 831 children.

The greatest number of the 831 children referred by age was at Age 17 with a total of 305 children or 36.7%, followed by Age 16 at 224 children or 27.0%, and Age 15 at 164 children or 19.7% of the total children referred in this category.

The greatest number of 831 children referred by race and gender was depicted as African American males at 516 or 62.1%, White males at 210 or 25.3%, African American females at 33 or 4.0%, and White females at 20 or 2.4% of the total children referred in this category.

The data also showed that among the total number of children referred for Unlawful Carrying/Possession of a Weapon in 2008, there were 42 or 5.1% whose race and sex fell in the "Unknown Race or Sex" category. This category includes some children whose race or sex were defined in the data but were grouped together into one total category of "Unknown Race or Sex" to accommodate space limitations of this report.

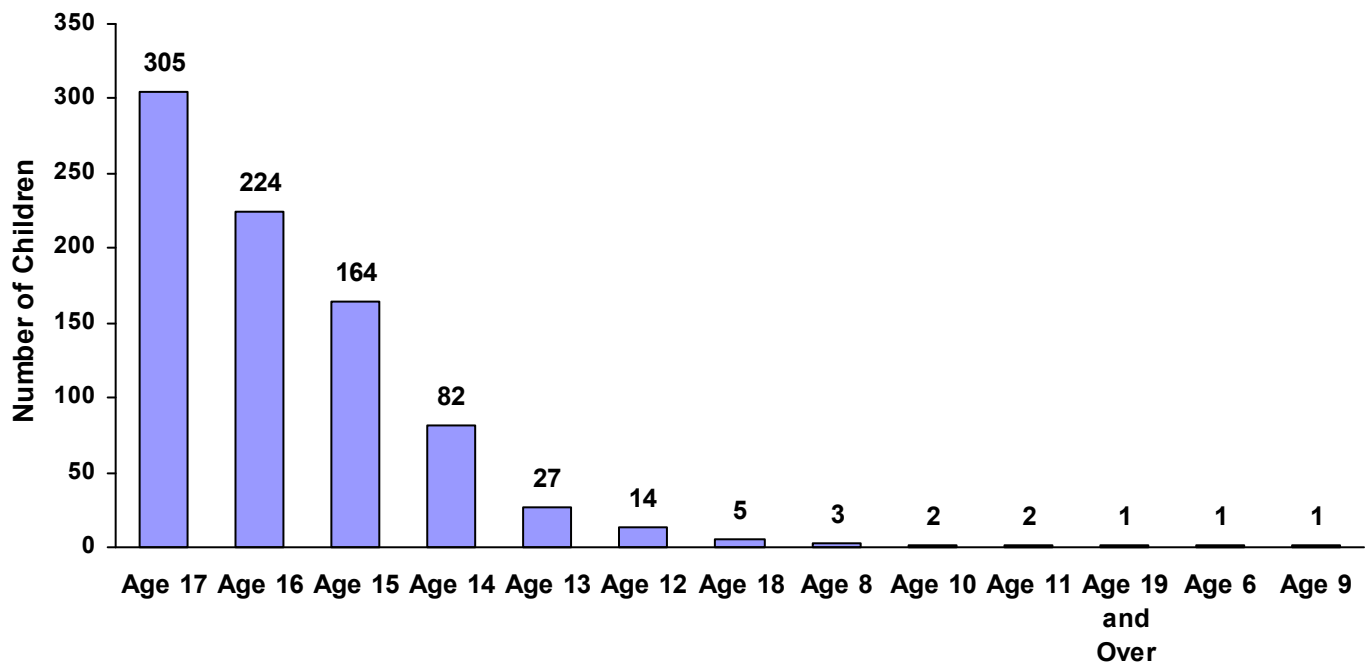
**TENNESSEE COUNCIL OF JUVENILE AND FAMILY COURT JUDGES
2008 ANNUAL JUVENILE COURT STATISTICAL REPORT**

Children Referred for Unlawful Carrying/Possession of a Weapon for CY 2008

Total Children = 91,832

	White Male	African American Male	Other Race Male	White Female	African American Female	Other Race Female	Unknown Race or Sex	Total	% of All Children Referred
Age Under 1	0	0	0	0	0	0	0	0	0.00%
Age 1	0	0	0	0	0	0	0	0	0.00%
Age 2	0	0	0	0	0	0	0	0	0.00%
Age 3	0	0	0	0	0	0	0	0	0.00%
Age 4	0	0	0	0	0	0	0	0	0.00%
Age 5	0	0	0	0	0	0	0	0	0.00%
Age 6	1	0	0	0	0	0	0	1	0.00%
Age 7	0	0	0	0	0	0	0	0	0.00%
Age 8	0	3	0	0	0	0	0	3	0.00%
Age 9	1	0	0	0	0	0	0	1	0.00%
Age 10	0	2	0	0	0	0	0	2	0.00%
Age 11	1	1	0	0	0	0	0	2	0.00%
Age 12	5	6	0	2	0	0	1	14	0.02%
Age 13	9	14	0	1	3	0	0	27	0.03%
Age 14	18	51	1	1	3	0	8	82	0.09%
Age 15	35	109	5	3	6	0	6	164	0.18%
Age 16	53	142	2	6	9	0	12	224	0.24%
Age 17	86	184	2	7	12	0	14	305	0.33%
Age 18	0	4	0	0	0	0	1	5	0.01%
Age 19 and Over	1	0	0	0	0	0	0	1	0.00%
Totals	210	516	10	20	33	0	42	831	

Total Children Referred for Unlawfully Carrying/Possessing Weapons



**TENNESSEE COUNCIL OF JUVENILE AND FAMILY COURT JUDGES
2008 ANNUAL JUVENILE COURT STATISTICAL REPORT**

CHILDREN REFERRED FOR CARRYING WEAPONS ON SCHOOL PROPERTY - 2008

The following page contains information concerning children referred to juvenile court for Carrying Weapons on School Property in 2008 by age, race and sex. The data showed there were a total number of children referred for Carrying Weapons on School Property of 496 children.

The greatest number of the 496 children referred by age was at Age 16 with a total of 103 children or 20.8%, followed by Age 15 at 96 children or 19.4%, Age 14 at 87 children or 17.5%, and Age 17 at 78 children or 15.7%.

The greatest number of the 496 children referred by race and gender was depicted as White males at 193 or 38.9%, followed by African American males at 173 or 34.9%, African American females at 76 or 15.3%, and White females at 33 or 6.7%.

The data also showed that among the total 496 children referred for Carrying Weapons on School Property for 2008, there were 13 children or 2.6% of all children referred whose race or sex fell in the "Unknown Race or Sex" category. This category includes some children whose race or sex were defined in the data but were grouped together into one total category of "Unknown Race or Sex" to accommodate space limitations of this report.

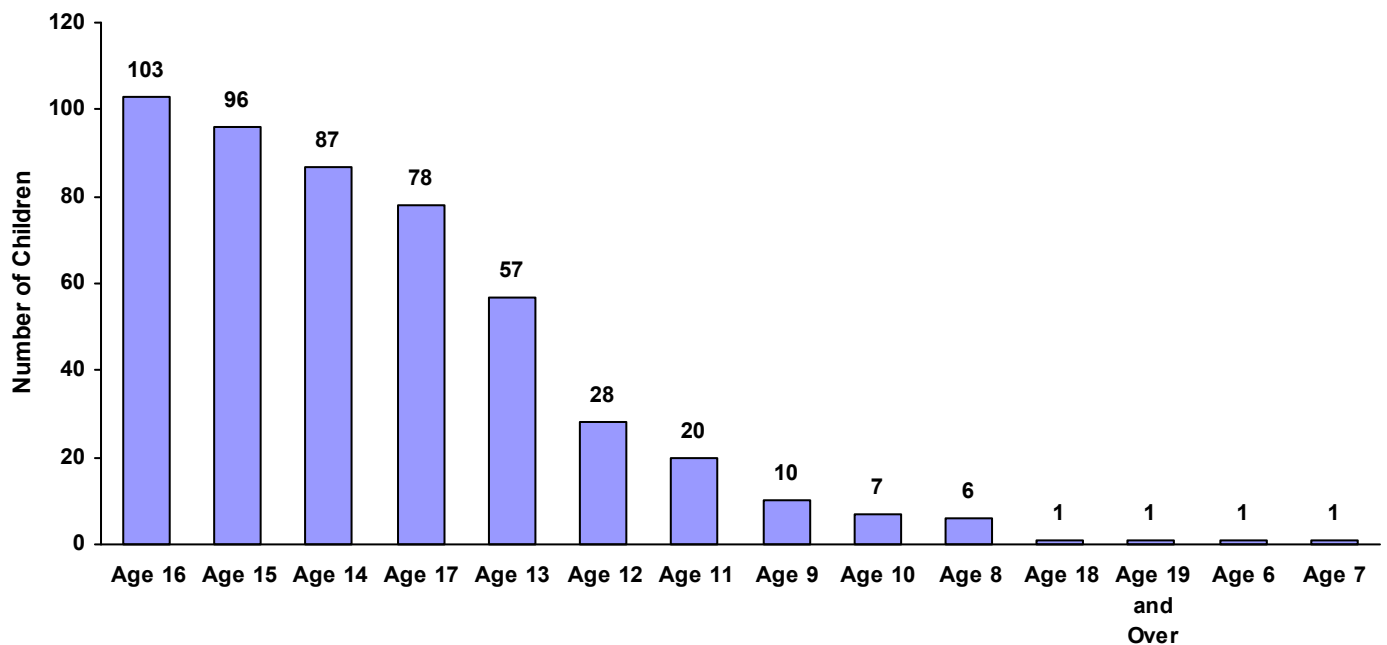
**TENNESSEE COUNCIL OF JUVENILE AND FAMILY COURT JUDGES
2008 ANNUAL JUVENILE COURT STATISTICAL REPORT**

Children Referred for Carrying Weapons on School Property for CY 2008

Total Children = 91,832

	White Male	African American Male	Other Race Male	White Female	African American Female	Other Race Female	Unknown Race or Sex	Total	% of Children Referred
Age Under 1	0	0	0	0	0	0	0	0	0.00%
Age 1	0	0	0	0	0	0	0	0	0.00%
Age 2	0	0	0	0	0	0	0	0	0.00%
Age 3	0	0	0	0	0	0	0	0	0.00%
Age 4	0	0	0	0	0	0	0	0	0.00%
Age 5	0	0	0	0	0	0	0	0	0.00%
Age 6	0	1	0	0	0	0	0	1	0.00%
Age 7	0	1	0	0	0	0	0	1	0.00%
Age 8	2	4	0	0	0	0	0	6	0.01%
Age 9	1	5	1	0	2	0	1	10	0.01%
Age 10	1	5	0	0	1	0	0	7	0.01%
Age 11	8	8	0	2	1	0	1	20	0.02%
Age 12	12	9	0	2	4	1	0	28	0.03%
Age 13	20	19	1	5	11	0	1	57	0.06%
Age 14	30	35	0	4	13	1	4	87	0.09%
Age 15	30	33	1	6	21	0	5	96	0.10%
Age 16	49	29	0	6	18	0	1	103	0.11%
Age 17	39	23	3	8	5	0	0	78	0.08%
Age 18	0	1	0	0	0	0	0	1	0.00%
Age 19 and Over	1	0	0	0	0	0	0	1	0.00%
Totals	193	173	6	33	76	2	13	496	

Total Children Referred for Carrying Weapons on School Property



**TENNESSEE COUNCIL OF JUVENILE AND FAMILY COURT JUDGES
2008 ANNUAL JUVENILE COURT STATISTICAL REPORT**

MANNER OF HANDLING THE REFERRAL - 2008

Intake Actions at Referral by Race and Sex for CY 2008 table and chart showed the methods used at intake to initiate a referral into juvenile court totaled 178,614.

Of the 178,614 total intake actions, there were 105,028 or 58.8% that involved Petitions filed. Motions that were filed totaled 9,477 or 5.3% of all Intake Actions. Citations Processed were 37,248 or 20.9%, which Law Enforcement may use in lieu of a petition. Notices of Acknowledgment of Paternity Processed totaled 34 notices or 0.02% of all Intake Actions.

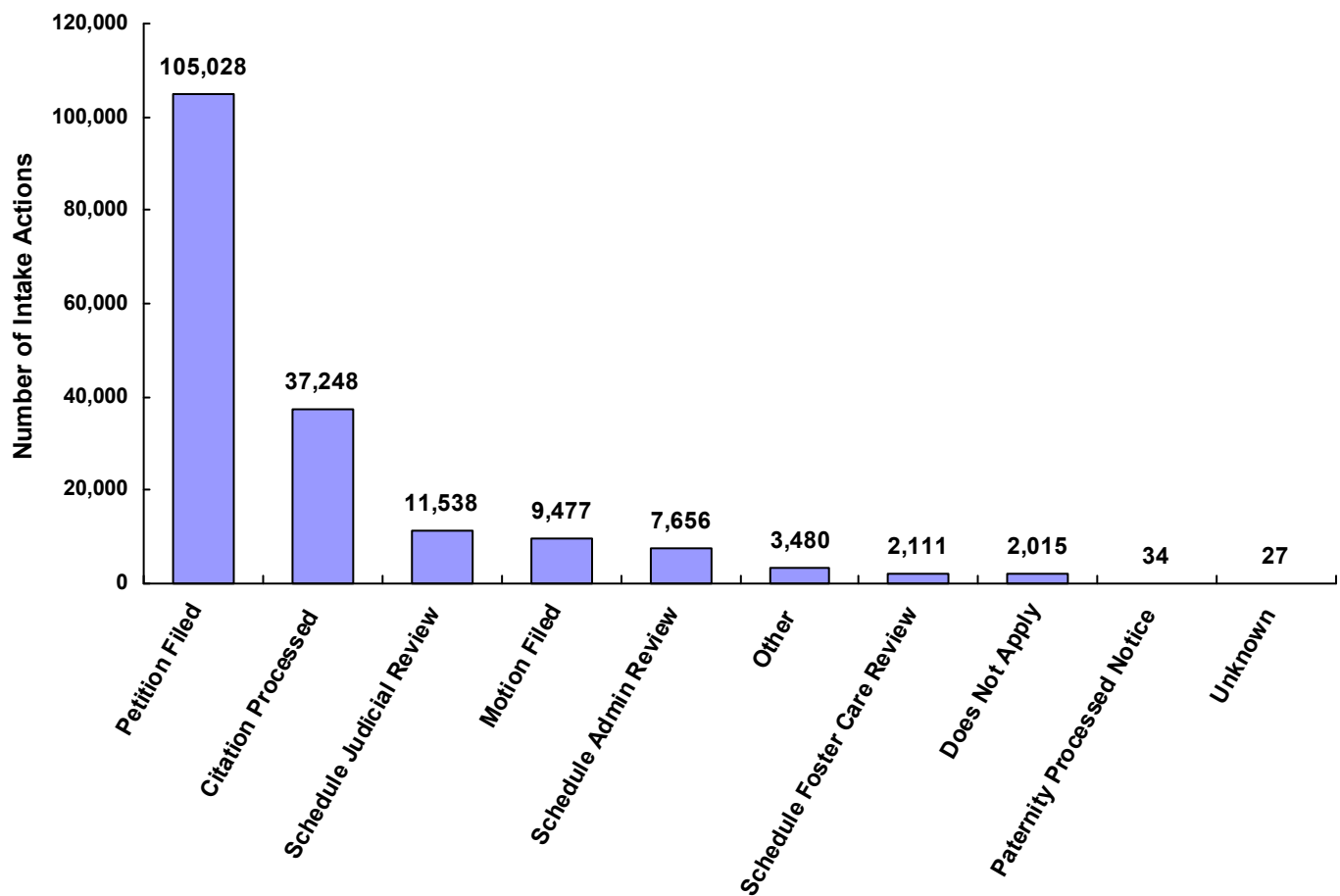
Scheduling of Judicial Reviews at 11,538, Scheduling of Administrative Reviews at 7,656, and Scheduling of Foster Care Reviews at 2,111 accounted for 21,305 or 11.9% of all Intake Actions.

TENNESSEE COUNCIL OF JUVENILE AND FAMILY COURT JUDGES 2008 ANNUAL JUVENILE COURT STATISTICAL REPORT

Intake Actions at Referral by Race and Sex for CY 2008

	White Male	African American Male	Other Race Male	White Female	African American Female	Other Race Female	Unknown Race or Sex	Total	% of Total Referrals
Petition Filed	40,950	19,164	1,586	24,486	11,437	1,032	6,373	105,028	58.80%
Motion Filed	3,152	1,488	226	2,389	1,011	181	1,030	9,477	5.31%
Citation Processed	12,262	12,237	315	6,125	5,293	218	798	37,248	20.85%
Paternity Processed Notice	20	0	0	9	0	1	4	34	0.02%
Schedule Judicial Review	5,646	784	214	3,756	477	176	485	11,538	6.46%
Schedule Admin Review	2,327	2,362	102	1,569	1,071	58	167	7,656	4.29%
Schedule Foster Care Review	794	236	27	644	150	34	226	2,111	1.18%
Unknown	8	1	0	13	1	1	3	27	0.02%
Does Not Apply	1,068	78	25	770	46	18	10	2,015	1.13%
Other	1,493	337	37	1,168	265	46	134	3,480	1.95%
Totals	67,720	36,687	2,532	40,929	19,751	1,765	9,230	178,614	

Total Intake Actions at Referral



**TENNESSEE COUNCIL OF JUVENILE AND FAMILY COURT JUDGES
2008 ANNUAL JUVENILE COURT STATISTICAL REPORT**

INTAKE ACTIONS OF REFERRALS BY CLASS OF OFFENSE, RACE, AND SEX - 2008

The following pages contain information concerning Intake Actions of Referrals by Class of Offense, Race, and Sex for CY 2008 which totaled 178,614 actions.

These tables show all of the referrals for 2008 broken into nine (9) categories: Offenses against Persons, Offenses against Property, Illegal Conduct, Status Offenses, Dependency and Neglect, Other Violation Proceedings, Parentage, Special Proceedings, and Other.

The top four Intake Actions based on the total volume in each category were: Illegal Conduct at 50,888 or 28.5%, Status Offenses at 26,438 or 14.8%, Special Proceedings at 25,910 or 14.5%, and Parentage at 25,154, or 14.1%.

**TENNESSEE COUNCIL OF JUVENILE AND FAMILY COURT JUDGES
2008 ANNUAL JUVENILE COURT STATISTICAL REPORT**

Intake Actions of Referrals by Class of Offense, Race and Sex for CY 2008

	White Male	African American Male	Other Race Male	White Female	African American Female	Other Race Female	Unknown Race or Sex	Total
<u>Offenses Against Persons</u>								
Petition Filed	2,988	2,088	126	1,130	837	50	137	7,356
Citation Processed	335	2,182	26	140	1,262	13	65	4,023
Scheduling of Judicial Review	42	18	8	13	14	1	4	100
Other	27	3	0	11	0	0	0	41
Does Not Apply	27	2	0	5	0	0	0	34
Motion Filed	11	9	2	2	3	0	3	30
Scheduling of Administrative Review	3	4	0	0	0	0	0	7
Notification of Paternity Processed	2	0	0	0	0	0	0	2
Scheduling of Foster Care Review	0	0	0	1	0	0	0	1
Unknown	0	0	0	0	0	0	0	0
Totals	3,435	4,306	162	1,302	2,116	64	209	11,594

<u>Offenses Against Property</u>								
Petition Filed	5,270	2,060	200	1,969	823	63	210	10,595
Citation Processed	661	2,273	35	475	856	23	67	4,390
Other	49	8	0	40	6	1	3	107
Scheduling of Judicial Review	56	6	4	31	8	1	0	106
Does Not Apply	30	1	0	16	2	1	0	50
Motion Filed	10	7	1	3	0	0	0	21
Scheduling of Administrative Review	1	0	0	1	0	0	0	2
Scheduling of Foster Care Review	1	0	0	0	0	0	0	1
Notification of Paternity Processed	0	0	0	0	0	0	0	0
Unknown	0	0	0	0	0	0	0	0
Totals	6,078	4,355	240	2,535	1,695	89	280	15,272

<u>Illegal Conduct</u>								
Petition Filed	12,579	5,418	406	5,041	2,065	161	903	26,573
Citation Processed	8,840	6,173	190	4,534	2,333	146	560	22,776
Other	314	25	7	164	24	3	11	548
Does Not Apply	215	22	3	169	9	0	0	418
Scheduling of Judicial Review	151	35	6	68	17	13	0	290
Motion Filed	113	22	11	74	12	13	23	268
Scheduling of Administrative Review	4	0	0	2	0	1	0	7
Notification of Paternity Processed	4	0	0	0	0	0	0	4
Scheduling of Foster Care Review	1	0	0	1	0	0	0	2
Unknown	0	1	0	1	0	0	0	2
Totals	22,221	11,696	623	10,054	4,460	337	1,497	50,888

**TENNESSEE COUNCIL OF JUVENILE AND FAMILY COURT JUDGES
2008 ANNUAL JUVENILE COURT STATISTICAL REPORT**

Intake Actions of Referrals by Class of Offense, Race and Sex for CY 2008

	White Male	African American Male	Other Race Male	White Female	African American Female	Other Race Female	Unknown Race or Sex	Total
<u>Status Offenses</u>								
Petition Filed	7,798	2,606	276	5,705	1,874	228	685	19,172
Citation Processed	2,068	982	48	848	505	32	73	4,556
Other	461	235	6	429	182	8	53	1,374
Does Not Apply	336	31	17	249	26	13	4	676
Scheduling of Judicial Review	187	54	18	128	78	10	8	483
Scheduling of Administrative Review	68	2	1	42	1	1	0	115
Motion Filed	19	10	2	13	6	1	0	51
Unknown	2	0	0	2	1	0	1	6
Notification of Paternity Processed	3	0	0	0	0	0	0	3
Scheduling of Foster Care Review	2	0	0	0	0	0	0	2
Totals	10,944	3,920	368	7,416	2,673	293	824	26,438

<u>Dependency/Neglect</u>								
Petition Filed	3,005	1,565	168	3,029	1,558	150	725	10,200
Motion Filed	47	16	0	61	5	0	10	139
Other	59	3	2	52	2	1	5	124
Citation Processed	10	24	1	1	17	0	0	53
Scheduling of Judicial Review	21	1	0	28	0	0	3	53
Does Not Apply	6	0	0	7	0	0	0	13
Scheduling of Foster Care Review	3	1	0	8	0	0	0	12
Scheduling of Administrative Review	9	0	0	2	0	0	0	11
Notification of Paternity Processed	0	0	0	0	0	0	0	0
Unknown	0	0	0	0	0	0	0	0
Totals	3,160	1,610	171	3,188	1,582	151	743	10,605

<u>Other Violation Proceedings</u>								
Petition Filed	154	5	1	84	4	0	3	251
Motion Filed	19	5	0	16	0	0	0	40
Scheduling of Judicial Review	4	0	0	4	1	0	0	9
Other	1	1	0	3	0	0	0	5
Scheduling of Administrative Review	1	0	0	0	0	0	0	1
Citation Processed	0	0	0	0	0	0	0	0
Notification of Paternity Processed	0	0	0	0	0	0	0	0
Scheduling of Foster Care Review	0	0	0	0	0	0	0	0
Unknown	0	0	0	0	0	0	0	0
Does Not Apply	0	0	0	0	0	0	0	0
Totals	179	11	1	107	5	0	3	306

**TENNESSEE COUNCIL OF JUVENILE AND FAMILY COURT JUDGES
2008 ANNUAL JUVENILE COURT STATISTICAL REPORT**

Intake Actions of Referrals by Class of Offense, Race and Sex for CY 2008

	White Male	African American Male	Other Race Male	White Female	African American Female	Other Race Female	Unknown Race or Sex	Total
<u>Parentage</u>								
Petition Filed	6,291	3,961	322	5,699	3,304	329	3,064	22,970
Motion Filed	394	78	31	312	49	24	81	969
Scheduling of Judicial Review	211	45	8	110	10	2	66	452
Does Not Apply	207	5	0	158	1	0	4	375
Scheduling of Administrative Review	131	0	1	93	0	0	0	225
Other	33	10	2	30	2	3	18	98
Notification of Paternity Processed	8	0	0	6	0	1	4	19
Scheduling of Foster Care Review	10	0	0	8	0	0	0	18
Unknown	6	0	0	9	0	1	2	18
Citation Processed	5	2	1	1	1	0	0	10
Totals	7,296	4,101	365	6,426	3,367	360	3,239	25,154
<u>Special Proceedings</u>								
Scheduling of Judicial Review	4,849	614	168	3,266	337	143	397	9,774
Scheduling of Administrative Review	2,103	2,356	100	1,420	1,070	56	167	7,272
Petition Filed	1,207	863	27	762	661	14	421	3,955
Scheduling of Foster Care Review	772	235	27	613	150	34	226	2,057
Motion Filed	785	126	35	680	73	21	107	1,827
Other	225	29	3	198	30	5	28	518
Does Not Apply	212	16	4	146	5	4	1	388
Citation Processed	62	8	1	32	10	0	1	114
Notification of Paternity Processed	2	0	0	3	0	0	0	5
Unknown	0	0	0	0	0	0	0	0
Totals	10,217	4,247	365	7,120	2,336	277	1,348	25,910
<u>Other</u>								
Motion Filed	1,754	1,215	144	1,228	863	122	806	6,132
Petition Filed	1,658	598	60	1,067	311	37	225	3,956
Citation Processed	281	593	13	94	309	4	32	1,326
Other	324	23	17	241	19	25	16	665
Scheduling of Judicial Review	125	11	2	108	12	6	7	271
Does Not Apply	35	1	1	20	3	0	1	61
Scheduling of Foster Care Review	5	0	0	13	0	0	0	18
Scheduling of Administrative Review	7	0	0	9	0	0	0	16
Notification of Paternity Processed	1	0	0	0	0	0	0	1
Unknown	0	0	0	1	0	0	0	1
Totals	4,190	2,441	237	2,781	1,517	194	1,087	12,447
All Intake Action Totals	67,720	36,687	2,532	40,929	19,751	1,765	9,230	178,614

TENNESSEE COUNCIL OF JUVENILE AND FAMILY COURT JUDGES 2008 ANNUAL JUVENILE COURT STATISTICAL REPORT

DETENTION STATISTICS AT REFERRAL BY INDIVIDUAL CHILD BY RACE AND SEX - 2008

One of the immediate decisions the court must make after receiving an offense-related referral is whether or not to detain the child. When the court believes that a child referred for offense-related reasons is in need of protection or may be a threat to the community, the court may elect to detain the child.

Detention Statistics of Children Referred by Race and Sex for CY 2008 revealed that of the total 91,832 children referred in 2008, there were 73,378 or 79.9% that fell into the "Does Not Apply" category and were not considered for detention. Those included in the "Does Not Apply" category are children that had referrals that did not make them eligible to be detained in a detention facility or the decision was made not to detain them.

The total children placed in a "Juvenile Detention Facility" were 9,961 or 10.9%. There are several alternatives to detention such as non-secure placement, which provides children with shelter and supervision in a setting that enables them to continue as many normal activities as possible. The 2008 data showed that there were 1,694 or 1.8% of the children referred that were placed in "Non-Secure Placement". Temporary Holding Resources (THR), emergency foster homes, and shelters constitute most of the non-secure placements used by juvenile courts.

Of the 91,832 children referred in 2008, there were 28 or 0.03% that were placed in adult jails completely separated from adult prisoners and 5 children or 0.01% that were placed in adult jails with no separation.

If a child's behavior and mental health status warrant, they may be placed in a secure psychiatric hospital setting. There were 199 children or 0.2% of all children referred in 2008 that were placed in a psychiatric hospital in lieu of juvenile detention.

The 2008 Detention Statistics at Referral by Individual Child by Race and Sex showed the number of children placed in a Juvenile Detention Facility depicted as follows: African American males at 3,944 or 4.3%, White males at 2,532 or 2.8%, African American females at 1,825 or 2.0%, and White females at 1,284 or 1.4%.

The total number of White males referred in 2008 at 33,825 was slightly more than twice the total number of African American males referred at 16,658. The total number of White females referred in 2008 at 22,780 was slightly more than twice the total number of African American females referred at 11,248.

Detention Statistics at Referral by Individual Case for CY 2008 showed those in the "Juvenile Detention Facility" category of 17,069 or 11.3% compared to the Detention Statistics at Referral by Individual Child by Race and Sex for CY 2008 of 9,961 or 10.9% in the same category. This was because the first report was based on total cases of 151,787 rather than total children of 91,832. A child may be referred to juvenile court multiple times which will increase the case count. The definition of case is "All referral reasons/charges reported to the court (via complaint, petition, motion, etc.) on a given day for a given child".

**TENNESSEE COUNCIL OF JUVENILE AND FAMILY COURT JUDGES
2008 ANNUAL JUVENILE COURT STATISTICAL REPORT**

Detention Statistics at Referral by Individual Child by Race and Sex for CY 2008

	White Male	African American Male	Other Race Male	White Female	African American Female	Other Race Female	Unknown Race or Sex	Total	% of Total Children
Does Not Apply	28,045	11,143	906	19,378	8,317	751	4,838	73,378	79.90%
Juvenile Detention Facility	2,532	3,944	120	1,284	1,825	47	209	9,961	10.85%
Unknown	1,974	1,455	64	1,239	1,053	58	256	6,099	6.64%
Non-Secure Placement	905	86	14	603	44	9	33	1,694	1.84%
Other	254	8	4	189	4	1	8	468	0.51%
Psychiatric Hospital	100	21	1	72	4	1	0	199	0.22%
Jail - Complete Separation	11	1	1	14	1	0	0	28	0.03%
Jail - No Separation	4	0	0	1	0	0	0	5	0.01%
Jail - Partial Separation	0	0	0	0	0	0	0	0	0.00%
Totals	33,825	16,658	1,110	22,780	11,248	867	5,344	91,832	

Detention Statistics at Referral by Individual Case for CY 2008

	Cases	% of Total Cases
Does Not Apply	120,749	79.55%
Juvenile Detention Facility	17,069	11.25%
Unknown	10,376	6.84%
Non-Secure Placement	2,669	1.76%
Other	619	0.41%
Psychiatric Hospital	257	0.17%
Jail - Complete Separation	37	0.02%
Jail - No Separation	11	0.01%
Jail - Partial Separation	0	0.00%
	151,787	100.00%

Detention Statistics above are reported separately by Child and by Case. One child may have multiple cases.

Does Not Apply: Refers to cases not eligible for detention due to the type of Referral or the decision not to detain.

TENNESSEE COUNCIL OF JUVENILE AND FAMILY COURT JUDGES 2008 ANNUAL JUVENILE COURT STATISTICAL REPORT

PLACEMENT AFTER SECURE DETENTION HEARING BY INDIVIDUAL CHILD BY RACE AND SEX - 2008

Placement after Secure Detention Hearing by Individual Child, Race, and Sex for CY 2008 shows placement determinations for all children that were referred to juvenile court. The TCA Rules of Juvenile Procedure, Rule 6, Time Limits for Detention and Temporary Custody Preliminary Hearings, specifically state the following: "In the case of a child alleged to be delinquent, a detention hearing shall be held no later than seventy two (72) hours after the child is placed in detention to determine whether his or her detention is required."

Please note that secure detention hearings for detention determination must be held repeatedly until the child has been brought before the juvenile court for formal adjudication. If the child has not been brought before the juvenile court at the end of the seventy two (72) hour period, another secure detention hearing must be held in order to detain the child for a further seventy two (72) hour period.

Placement After Secure Detention Hearing by Individual Child by Race and Sex for CY 2008 statistics showed that of the 91,832 children who were referred to juvenile court, 78,761 children or 85.8% fell into the "Does Not Apply" category, 6,387 children or 7.0% fell into the "Returned to Prior Living Arrangement" category, 4,552 or 5.0% fell into the "Unknown" category, and 1,413 or 1.5% fell into the "Juvenile Detention Facility" category.

Of the 91,832 children referred in 2008, those in a Juvenile Detention Facility included: African American males at 652 or 0.71%, White males at 428 or 0.47%, African American females at 149 or 0.16%, and White females at 135 or 0.15%.

Placement after Secure Detention Hearing by Individual Case in 2008 showed placement determinations for all of the 151,787 cases that were referred to juvenile court. One child may have been referred multiple times which would increase the case count total. Remember that the definition of case is "All referral reasons/charges reported to the court (via complaint, petition, motion, etc.) on a given day for a given child". As there may be more than one referral for a given child, the statistics may be higher when considering cases.

Placement after Secure Detention Hearing by Individual Case for CY 2008 showed that 128,511 or 84.7% of all cases fell into the "Does Not Apply" category because those cases were not considered for detention. A total 12,065 or 8.0% of all cases were in the "Returned to Prior Living Arrangement" category, while 6,759 or 4.5% of all cases fell into the "Unknown/Not Reported" category, and 3,144 or 2.1% of all cases fell into the "Juvenile Detention Facility" category.

The 2008 data also revealed 42 cases from 19 children, or 0.02% of the 91,832 total children referred, that were placed in adult jails.

**TENNESSEE COUNCIL OF JUVENILE AND FAMILY COURT JUDGES
2008 ANNUAL JUVENILE COURT STATISTICAL REPORT**

Placement after Secure Detention Hearing by Individual Child by Race and Sex for CY 2008

	White Male	African American Male	Other Race Male	White Female	African American Female	Other Race Female	Unknown Race or Sex	Total	% of Total Children
Does Not Apply	28,245	14,050	953	19,603	10,220	789	4,901	78,761	85.77%
Returned to Prior Living Arr	2,760	1,281	77	1,611	514	32	112	6,387	6.96%
Unknown	2,051	589	55	1,194	338	35	290	4,552	4.96%
Juvenile Detention Facility	428	652	17	135	149	6	26	1,413	1.54%
Other	177	13	2	149	6	3	6	356	0.39%
Foster Family Home	59	11	3	51	1	1	3	129	0.14%
Shelter / Group Home	44	23	1	33	9	0	3	113	0.12%
Psychiatric Hospital	56	32	2	1	8	1	2	102	0.11%
Jail	5	7	0	3	3	0	1	19	0.02%
Totals	33,825	16,658	1,110	22,780	11,248	867	5,344	91,832	

Placement after Secure Detention Hearing by Individual Case for CY 2008

	Cases	% of Total Cases
Does Not Apply	128,511	84.67%
Returned to Prior Living Arrangement	12,065	7.95%
Unknown	6,759	4.45%
Juvenile Detention Facility	3,144	2.07%
Other	500	0.33%
Foster Family Home	308	0.20%
Shelter / Group Home	293	0.19%
Psychiatric Hospital	165	0.11%
Jail	42	0.03%
	151,787	100.00%

Detention Statistics above are reported separately by Child and by Case. One child may have multiple cases.

Does Not Apply: Refers to cases not eligible for detention due to the type of Referral or the decision not to detain.

**TENNESSEE COUNCIL OF JUVENILE AND FAMILY COURT JUDGES
2008 ANNUAL JUVENILE COURT STATISTICAL REPORT**

DISPOSITIONAL PROCEDURES - 2008

After a referral is made to the juvenile court, decisions are made regarding how the court will proceed. If the decision is made to handle the referral informally, two options are open to the court: Pretrial Diversion and Informal Adjustment. These two procedures are quite similar in that they are both a voluntary agreement between the court officer, the child, and the parents to address the problem but avoid a formal court hearing and an official finding of guilt. The difference between Pretrial Diversion and Informal Adjustment is the extent to which the Judge or Referee is involved. Pretrial Diversion requires judicial approval of the voluntary agreement. Informal Adjustment is subject to judicial approval, but does not require it prior to initiation. Dispositional Procedures for CY 2008 revealed that of the 178,614 referrals to juvenile court, a total of 7,973 or 4.5% were handled by Pretrial Diversion while 26,247 or 14.7% were by Informal Adjustment.

When the court believes that it is in the best interest of the child and/or the community, a Formal Adjudicatory Proceeding or Hearing is held regarding the child's referral to juvenile court. These statistics are shown in the report section titled Referrals Disposed by Formal Adjudicatory Proceedings. The adjudicatory hearing is a formal proceeding in which the Judge or Referee determines whether the motion made on behalf of the child (or the complaint made against the child) is substantiated. If substantiation of the motion/complaint occurs, a dispositional hearing must be held; this can happen either immediately or at a later date.

The 2008 statistics indicated that of the 178,614 referrals to juvenile court, a total of 74,213 or 41.5% resulted in a Formal Adjudicatory Proceeding. Of the Referrals Disposed by Formal Adjudicatory Proceedings, 45,833 or 25.7% were Substantiated, 22,388 or 12.5% were Dismissed, and 5,992 or 3.4% were Retired/Nolle Prosequi.

**TENNESSEE COUNCIL OF JUVENILE AND FAMILY COURT JUDGES
2008 ANNUAL JUVENILE COURT STATISTICAL REPORT**

Dispositional Procedures for CY 2008

Procedures used to Dispose or Adjust all Referrals

	Number	% of All Referrals
Formally Adjudicated	74,213	41.55%
Informally Adjusted	26,247	14.69%
Transfer to Adult Court Hearings and Charges Cleared	988	0.55%
Otherwise Handled	77,166	43.20%
	178,614	100.00%

Referrals Disposed by Formal Adjudicatory Proceedings

	Number	% of All Referrals
Dismissed	22,388	12.53%
Retired / Nolle Prosequi	5,992	3.35%
Complaint Substantiated Delinquent	27,431	15.36%
Complaint Substantiated Status Offender	11,859	6.64%
Complaint Substantiated Dependent/Neglect	6,517	3.65%
Complaint Substantiated Abused	19	0.01%
Complaint Substantiated Mentally Ill	7	0.00%
	74,213	41.54%

Referrals Disposed by Other Actions

	Number	% of All Referrals
Informal Adjustment	26,247	14.69%
Transfer to Adult Court Hearing	943	0.53%
Charges Cleared by Transfer to Adult Court	45	0.03%
Pretrial Diversion	7,973	4.46%
Special Proceeding	28,348	15.87%
Review Concluded	6,334	3.55%
Case Held Open	22,615	12.66%
Other	11,896	6.66%
Unknown	0	0.00%
	104,401	58.45%

**TENNESSEE COUNCIL OF JUVENILE AND FAMILY COURT JUDGES
2008 ANNUAL JUVENILE COURT STATISTICAL REPORT**

FORMAL AND INFORMAL ACTIONS BY RACE AND SEX - 2008

Formal and Informal Action statistics showed that of the 178,614 referrals to juvenile court in 2008, the greatest number of those were handled in the following manner: A total of 28,348 or 15.9% by "Special Proceeding", 27,431 or 15.4% were "Substantiated Delinquent", 26,247 or 14.7% by "Informal Adjustment", and 22,615 or 12.7% fell into the "Case Held Open" category.

Formal and Informal Actions by Race and Sex for 2008 depicted the following information:

In the "Special Proceedings" category of 28,348 total actions taken, White males totaled 9,855 or 34.8%, White females totaled 7,914 or 27.9%, African American males totaled 3,838 or 13.5%, and African American females totaled 2,963 or 10.5% of all referrals.

In the "Substantiated Delinquent" category of 27,431 total actions taken, a total of 12,121 or 44.2% were White males; African American males at 7,652 or 27.9%, White females at 4,223 or 15.4%, and African American females at 2,301 or 8.4%.

In the "Informal Adjustment" category of 22,615 total actions taken, the greatest number was African American males at 9,019 or 39.9%. White males were the second highest in this category with 7,027 or 31.1%, followed by African American females at 5,022 or 22.2%, and White females at 4,266 or 18.9%.

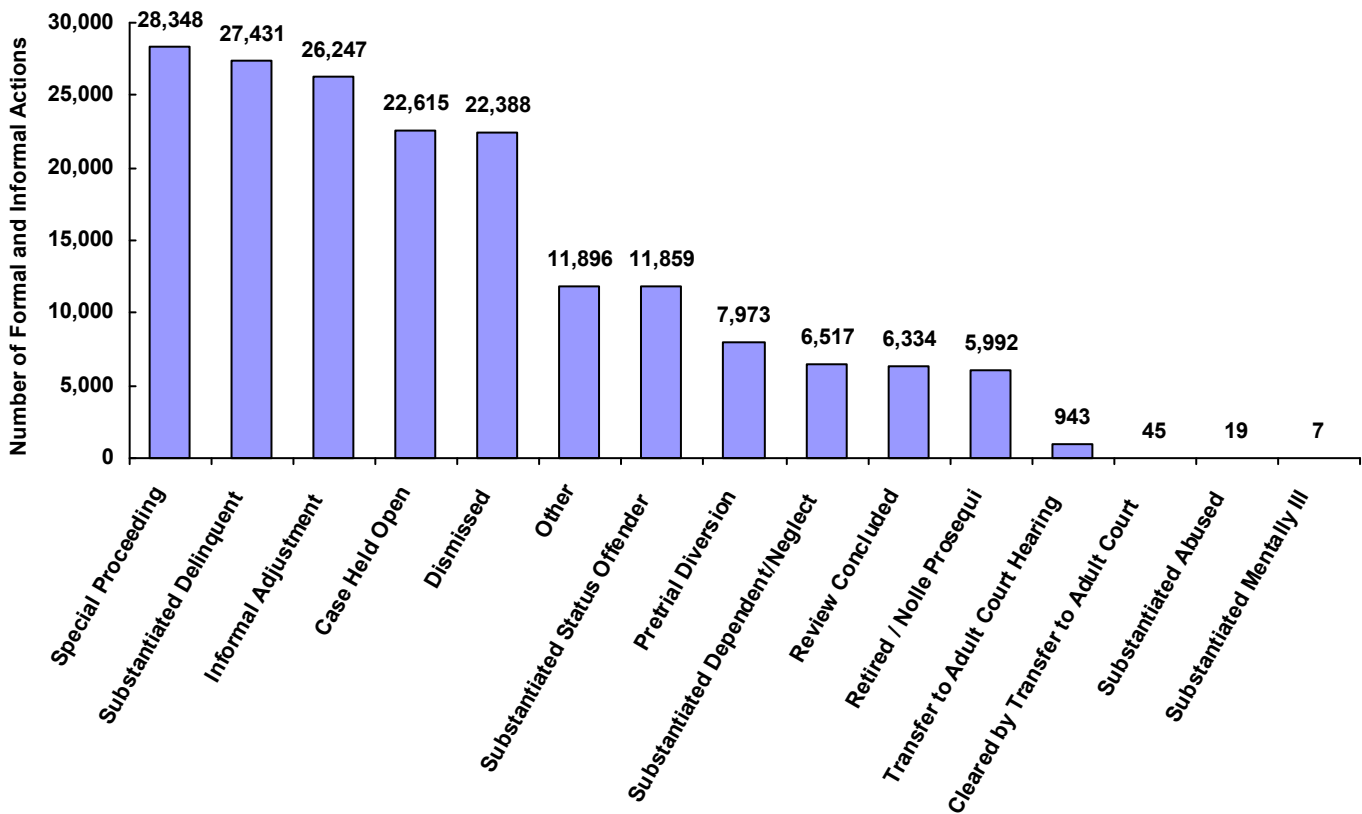
Formal and Informal Actions by Race and Sex for CY 2008 table and chart depict the complete breakdown of these statistics.

TENNESSEE COUNCIL OF JUVENILE AND FAMILY COURT JUDGES 2008 ANNUAL JUVENILE COURT STATISTICAL REPORT

Formal and Informal Actions by Race and Sex for CY 2008

	White Male	African American Male	Other Race Male	White Female	African American Female	Other Race Female	Unknown Race or Sex	Total	% of Total Referrals
Dismissed	9,181	3,632	267	5,821	2,500	204	783	22,388	12.53%
Retired / Nolle Prosequi	2,283	1,564	102	1,074	584	44	341	5,992	3.35%
Substantiated Delinquent	12,121	7,652	479	4,223	2,301	163	492	27,431	15.36%
Substantiated Status Offender	5,120	1,576	195	3,157	1,085	119	607	11,859	6.64%
Substantiated Dependent/Neglect	1,789	1,035	95	1,745	1,119	85	649	6,517	3.65%
Substantiated Abused	7	1	0	10	0	0	1	19	0.01%
Substantiated Mentally Ill	6	0	0	1	0	0	0	7	0.00%
Informal Adjustment	7,027	9,019	153	4,266	5,022	131	629	26,247	14.69%
Pretrial Diversion	3,412	1,561	89	1,765	908	56	182	7,973	4.46%
Transfer to Adult Court Hearing	124	719	13	11	24	1	51	943	0.53%
Cleared by Transfer to Adult Court	24	13	0	8	0	0	0	45	0.03%
Special Proceeding	9,855	3,838	567	7,914	2,963	478	2,733	28,348	15.87%
Review Concluded	3,088	491	78	2,074	309	71	223	6,334	3.55%
Case Held Open	9,347	3,935	319	5,865	1,650	239	1,260	22,615	12.66%
Unknown	0	0	0	0	0	0	0	0	0.00%
Other	4,336	1,651	175	2,995	1,286	174	1,279	11,896	6.66%
Totals	67,720	36,687	2,532	40,929	19,751	1,765	9,230	178,614	

Total Formal and Informal Actions



TENNESSEE COUNCIL OF JUVENILE AND FAMILY COURT JUDGES 2008 ANNUAL JUVENILE COURT STATISTICAL REPORT

FORMAL AND INFORMAL ACTIONS BY TYPE OF OFFENSE, RACE AND SEX - 2008

The types of offenses are: Delinquent, Status, Dependency and Neglect, Other Violations, Special Proceedings, and Other. The tables on the following pages show how the different types of referrals were handled in detail.

Delinquent referrals totaled 77,754 with 23,021 or 29.6% that were found to be "Substantiated Delinquent". The next highest category of delinquent referrals involved "Informal Adjustment" at 19,177 or 24.6%, followed by those that were "Dismissed" at 11,224 or 14.5%, and "Pretrial Diversion" at 5,867 or 7.5%.

Status/Unruly referrals totaled 26,438 with 8,553 or 32.4% that were found to be "Complaint Substantiated Status Offender". The next highest actions in the status/unruly category were "Informal Adjustment" at 5,518 or 20.9% followed by those "Dismissed" at 3,668 or 13.9%, and 2,089 or 7.9% that were found to be "Complaint Substantiated Delinquent".

The Dependency and Neglect category of referrals totaled 10,605 with the highest number in "Complaint Substantiated Dependent/Neglect" at 3,982 or 37.6%. The next highest was for "Special Proceeding" at 2,022 or 19.1% followed by those in the "Case Held Open" category at 1,743 or 16.4% and those "Dismissed" at 1,350 or 12.7%.

The Other Violations category of referrals totaled 306 with the highest number in the "Complaint Substantiated Delinquent" category at 148 or 48.4%. The next highest action were those "Dismissed" at 47 or 15.4% followed by those handled by "Special Proceeding" at 37 or 12.1% and "Case Held Open" at 31 or 10.1%.

Special Proceedings referrals totaled 51,064 with 16,657 or 32.6% that were handled with a "Special Proceeding". The next highest group of 14,454 or 28.3% fell into the "Case Held Open" category, followed by 5,464 or 10.7% that were considered "Review Concluded", and 5,089 or 10.0% fell into the "Other" category.

The category titled Other included a total of 12,447 referrals. These referrals could not be placed in any other category because their description did not match the referral reasons currently available. "Special Proceeding" was the highest category of actions with 6,153 or 49.4% followed by "Other" at 1,817 or 14.6%, "Informal Adjustment" at 1,137 or 9.1%, and those "Dismissed" at 1,116 or 9.0%.

**TENNESSEE COUNCIL OF JUVENILE AND FAMILY COURT JUDGES
2008 ANNUAL JUVENILE COURT STATISTICAL REPORT**

Formal and Informal Actions by Type of Offense, Race and Sex for CY 2008

	White Male	African American Male	Other Race Male	White Female	African American Female	Other Race Female	Unknown Race or Sex	Total
Delinquent								
Complaint Substantiated Delinquent	10,359	6,726	417	3,218	1,791	132	378	23,021
Informal Adjustment	4,537	7,253	96	2,717	3,976	84	514	19,177
Dismissed	5,480	1,841	132	2,654	851	89	177	11,224
Pretrial Diversion	2,735	1,125	77	1,254	530	34	112	5,867
Retired / Nolle Prosequi	1,688	1,219	81	730	407	26	230	4,381
Case Held Open	2,193	530	97	880	194	53	104	4,051
Other	1,699	340	32	859	132	21	132	3,215
Complaint Substantiated Status Offender	1,328	380	36	650	219	22	153	2,788
Special Proceeding	1,334	190	37	759	123	25	120	2,588
Transfer to Adult Court Hearing	105	699	11	6	19	1	49	890
Review Concluded	198	32	8	109	25	2	5	379
Complaint Substantiated Dependent/Neglect	59	11	1	45	4	1	11	132
Charges Cleared by Transfer to Adult Court	12	11	0	5	0	0	0	28
Complaint Substantiated Abused	3	0	0	5	0	0	1	9
Complaint Substantiated Mentally Ill	4	0	0	0	0	0	0	4
Unknown	0	0	0	0	0	0	0	0
Totals	31,734	20,357	1,025	13,891	8,271	490	1,986	77,754

	White Male	African American Male	Other Race Male	White Female	African American Female	Other Race Female	Unknown Race or Sex	Total
Status								
Complaint Substantiated Status Offender	3,576	1,128	152	2,379	817	93	408	8,553
Informal Adjustment	2,154	1,182	44	1,331	684	44	79	5,518
Dismissed	1,509	450	43	1,137	395	39	95	3,668
Complaint Substantiated Delinquent	930	339	28	578	133	15	66	2,089
Case Held Open	879	188	51	668	197	44	22	2,049
Other	530	108	8	403	132	15	62	1,258
Retired / Nolle Prosequi	433	243	15	245	113	16	56	1,121
Pretrial Diversion	376	165	7	230	122	14	20	934
Special Proceeding	400	81	13	328	56	5	8	891
Review Concluded	89	12	3	58	8	4	2	176
Complaint Substantiated Dependent/Neglect	61	20	4	57	14	4	6	166
Transfer to Adult Court Hearing	4	3	0	1	2	0	0	10
Charges Cleared by Transfer to Adult Court	1	1	0	1	0	0	0	3
Complaint Substantiated Abused	1	0	0	0	0	0	0	1
Complaint Substantiated Mentally Ill	1	0	0	0	0	0	0	1
Unknown	0	0	0	0	0	0	0	0
Totals	10,944	3,920	368	7,416	2,673	293	824	26,438

**TENNESSEE COUNCIL OF JUVENILE AND FAMILY COURT JUDGES
2008 ANNUAL JUVENILE COURT STATISTICAL REPORT**

Formal and Informal Actions by Type of Offense, Race and Sex for CY 2008

	White Male	African American Male	Other Race Male	White Female	African American Female	Other Race Female	Unknown Race or Sex	Total
<u>Dependency and Neglect</u>								
Complaint Substantiated Dependent/Neglect	1,094	675	60	1,065	716	54	318	3,982
Special Proceeding	786	155	50	778	148	46	59	2,022
Case Held Open	717	53	24	748	33	16	152	1,743
Dismissed	252	343	16	296	354	10	79	1,350
Other	123	105	11	109	103	12	46	509
Complaint Substantiated Delinquent	43	90	3	43	86	4	11	280
Complaint Substantiated Status Offender	32	50	3	32	43	4	42	206
Pretrial Diversion	26	49	1	32	41	0	11	160
Retired / Nolle Prosequi	23	36	0	23	25	0	22	129
Informal Adjustment	18	46	2	18	33	0	0	117
Review Concluded	43	6	1	39	0	5	3	97
Complaint Substantiated Abused	2	1	0	4	0	0	0	7
Complaint Substantiated Mentally Ill	1	0	0	0	0	0	0	1
Transfer to Adult Court Hearing	0	1	0	0	0	0	0	1
Charges Cleared by Transfer to Adult Court	0	0	0	1	0	0	0	1
Unknown	0	0	0	0	0	0	0	0
Totals	3,160	1,610	171	3,188	1,582	151	743	10,605

Other Violations

Complaint Substantiated Delinquent	90	5	1	49	2	0	1	148
Dismissed	26	1	0	20	0	0	0	47
Special Proceeding	18	5	0	12	2	0	0	37
Case Held Open	21	0	0	10	0	0	0	31
Complaint Substantiated Status Offender	4	0	0	5	0	0	1	10
Pretrial Diversion	3	0	0	6	0	0	0	9
Informal Adjustment	6	0	0	2	0	0	0	8
Other	6	0	0	2	0	0	0	8
Retired / Nolle Prosequi	3	0	0	0	1	0	1	5
Complaint Substantiated Dependent/Neglect	0	0	0	1	0	0	0	1
Transfer to Adult Court Hearing	1	0	0	0	0	0	0	1
Review Concluded	1	0	0	0	0	0	0	1
Complaint Substantiated Abused	0	0	0	0	0	0	0	0
Complaint Substantiated Mentally Ill	0	0	0	0	0	0	0	0
Charges Cleared by Transfer to Adult Court	0	0	0	0	0	0	0	0
Unknown	0	0	0	0	0	0	0	0
Totals	179	11	1	107	5	0	3	306

**TENNESSEE COUNCIL OF JUVENILE AND FAMILY COURT JUDGES
2008 ANNUAL JUVENILE COURT STATISTICAL REPORT**

Formal and Informal Actions by Type of Offense, Race and Sex for CY 2008

	White Male	African American Male	Other Race Male	White Female	African American Female	Other Race Female	Unknown Race or Sex	Total
Special Proceedings								
Special Proceeding	5,545	2,195	343	4,724	1,793	297	1,760	16,657
Case Held Open	5,382	3,134	146	3,485	1,215	124	968	14,454
Review Concluded	2,657	436	63	1,784	263	56	205	5,464
Other	1,190	962	67	1,041	826	73	930	5,089
Dismissed	1,529	817	63	1,398	768	57	351	4,983
Complaint Substantiated Dependent/Neglect	515	322	29	519	375	21	308	2,089
Complaint Substantiated Delinquent	281	223	10	192	206	4	12	928
Pretrial Diversion	140	179	3	194	190	4	28	738
Informal Adjustment	100	44	1	94	43	0	8	290
Complaint Substantiated Status Offender	104	9	1	62	2	0	1	179
Retired / Nolle Prosequi	51	26	2	48	22	1	16	166
Transfer to Adult Court Hearing	10	0	2	4	0	0	0	16
Charges Cleared by Transfer to Adult Court	9	1	0	1	0	0	0	11
Complaint Substantiated Abused	0	0	0	0	0	0	0	0
Complaint Substantiated Mentally Ill	0	0	0	0	0	0	0	0
Unknown	0	0	0	0	0	0	0	0
Totals	17,513	8,348	730	13,546	5,703	637	4,587	51,064
Other								
Special Proceeding	1,772	1,212	124	1,313	841	105	786	6,153
Other	788	136	57	581	93	53	109	1,817
Informal Adjustment	212	494	10	104	286	3	28	1,137
Dismissed	385	180	13	316	132	9	81	1,116
Complaint Substantiated Delinquent	418	269	20	143	83	8	24	965
Case Held Open	155	30	1	74	11	2	14	287
Pretrial Diversion	132	43	1	49	25	4	11	265
Review Concluded	100	5	3	84	13	4	8	217
Retired / Nolle Prosequi	85	40	4	28	16	1	16	190
Complaint Substantiated Dependent/Neglect	60	7	1	58	10	5	6	147
Complaint Substantiated Status Offender	76	9	3	29	4	0	2	123
Transfer to Adult Court Hearing	4	16	0	0	3	0	2	25
Complaint Substantiated Abused	1	0	0	1	0	0	0	2
Charges Cleared by Transfer to Adult Court	2	0	0	0	0	0	0	2
Complaint Substantiated Mentally Ill	0	0	0	1	0	0	0	1
Unknown	0	0	0	0	0	0	0	0
Totals	4,190	2,441	237	2,781	1,517	194	1,087	12,447
All Action Totals	67,720	36,687	2,532	40,929	19,751	1,765	9,230	178,614

TENNESSEE COUNCIL OF JUVENILE AND FAMILY COURT JUDGES 2008 ANNUAL JUVENILE COURT STATISTICAL REPORT

FORMAL AND INFORMAL ACTIONS BY CLASS OF REFERRAL, RACE AND SEX – 2008

Classes of Referral include Offenses Against Persons, Offenses Against Property, Illegal Conduct, Status Offenses, Dependency/Neglect, Other Violation Proceedings, Special Proceedings, and Other.

The 2008 data showed that of the 178,614 total referrals, Illegal Conduct was the class that had the highest number of referrals with 50,888 or 28.5%. The highest number was for White males at 22,217 or 43.7%, followed by African American males at 11,697 or 23.0%, White females at 10,058 or 19.8%, and African American females at 4,460 or 8.8%.

Total actions of 26,438 in the "Status Offenses" category showed the highest number for White males at 10,942 or 41.4%, followed by White females at 7,418 or 28.1%, African American males at 3,920 or 14.8%, and African American females at 2,673 or 10.1%.

Total actions of 25,910 in the "Special Proceedings" category showed the highest number for White males at 10,214 or 39.4%, followed by White females at 7,123 or 27.5%, African American males at 4,250 or 16.4%, and African American females at 2,336 or 9.0%.

Total actions of 25,154 in the "Parentage" category showed the highest number for White males at 7,296 or 29.0%, followed by White females at 6,428 or 25.6%, African American males at 4,098 or 16.3%, and African American females at 3,367 or 13.4%.

Total actions of 15,272 in the "Offenses Against Property" category showed the highest number for White males at 6,078 or 39.8%, followed by African American males at 4,355 or 28.5%, White females at 2,535 or 16.6%, and African American females at 1,695 or 11.1%.

Total actions of 12,447 in the "Other" category showed the highest number of White males at 4,190 or 33.7%, followed by White females at 2,781 or 22.3%, African American males at 2,441 or 19.6%, and African American females at 1,517 or 12.2%.

Total actions of 11,594 in the "Offenses Against Persons" category showed the highest number for African American males at 4,306 or 37.1%, followed by White males at 3,435 or 29.6%, African American females at 2,116 or 18.3%, and White females at 1,302 or 11.2%.

Total actions of 10,605 in the "Dependency/Neglect" category showed the highest number for White females at 3,188 or 30.1%, followed by White males at 3,160 or 29.8%, African American males at 1,610 or 15.2%, and African American females at 1,582 or 14.9%.

Total actions of 306 in the "Other Violation Proceedings" category showed the highest number for White males at 179 or 58.5%, followed by White females at 107 or 35.0%, African American males at 11 or 3.6%, and African American females at 5 or 1.6%.

**TENNESSEE COUNCIL OF JUVENILE AND FAMILY COURT JUDGES
2008 ANNUAL JUVENILE COURT STATISTICAL REPORT**

Formal and Informal Actions by Class of Referral, Race and Sex for CY 2008

	White Male	African American Male	Other Race Male	White Female	African American Female	Other Race Female	Unknown Race or Sex	Total
<u>Offenses Against Persons</u>								
Complaint Substantiated Delinquent	1,281	1,307	53	376	438	23	48	3,526
Informal Adjustment	283	1,466	13	144	1,109	9	35	3,059
Dismissed	577	411	14	268	217	9	26	1,522
Pretrial Diversion	356	256	16	171	108	7	10	924
Case Held Open	371	154	23	140	59	9	6	762
Retired / Nolle Prosequi	200	281	23	74	135	5	43	761
Transfer to Adult Court Hearing	41	337	10	1	8	0	29	426
Special Proceeding	187	43	7	62	19	0	0	318
Other	70	28	1	29	8	1	5	142
Review Concluded	34	9	2	7	7	1	2	62
Complaint Substantiated Status Offender	17	10	0	13	8	0	4	52
Complaint Substantiated Dependent/Neglect	10	3	0	11	0	0	0	24
Complaint Substantiated Abused	3	0	0	5	0	0	1	9
Charges Cleared by Transfer to Adult Court	3	1	0	1	0	0	0	5
Complaint Substantiated Mentally Ill	2	0	0	0	0	0	0	2
Unknown	0	0	0	0	0	0	0	0
Totals	3,435	4,306	162	1,302	2,116	64	209	11,594

<u>Offenses Against Property</u>								
Complaint Substantiated Delinquent	2,827	1,853	136	851	458	25	78	6,228
Informal Adjustment	614	1,289	29	565	831	19	74	3,421
Pretrial Diversion	814	288	26	445	129	9	34	1,745
Dismissed	743	344	18	291	118	10	18	1,542
Retired / Nolle Prosequi	243	248	14	70	83	8	48	714
Case Held Open	380	89	11	118	24	10	8	640
Other	148	53	2	87	19	4	18	331
Special Proceeding	197	22	1	70	13	2	0	305
Transfer to Adult Court Hearing	28	147	1	1	7	1	0	185
Complaint Substantiated Status Offender	36	7	1	14	5	0	1	64
Review Concluded	34	6	1	15	5	0	0	61
Complaint Substantiated Dependent/Neglect	11	3	0	5	3	1	1	24
Charges Cleared by Transfer to Adult Court	3	6	0	3	0	0	0	12
Complaint Substantiated Abused	0	0	0	0	0	0	0	0
Complaint Substantiated Mentally Ill	0	0	0	0	0	0	0	0
Unknown	0	0	0	0	0	0	0	0
Totals	6,078	4,355	240	2,535	1,695	89	280	15,272

**TENNESSEE COUNCIL OF JUVENILE AND FAMILY COURT JUDGES
2008 ANNUAL JUVENILE COURT STATISTICAL REPORT**

Formal and Informal Actions by Class of Referral, Race and Sex for CY 2008

	White Male	African American Male	Other Race Male	White Female	African American Female	Other Race Female	Unknown Race or Sex	Total
<u>Illegal Conduct</u>								
Complaint Substantiated Delinquent	6,251	3,566	228	1,991	895	84	252	13,267
Informal Adjustment	3,640	4,498	54	2,008	2,036	56	405	12,697
Dismissed	4,160	1,086	100	2,095	516	70	133	8,160
Pretrial Diversion	1,565	581	35	638	293	18	68	3,198
Retired / Nolle Prosequi	1,245	690	44	586	189	13	139	2,906
Other	1,481	259	29	743	105	16	109	2,742
Complaint Substantiated Status Offender	1,275	363	35	623	206	22	148	2,672
Case Held Open	1,442	287	63	622	111	34	90	2,649
Special Proceeding	950	125	29	627	91	23	120	1,965
Transfer to Adult Court Hearing	36	215	0	4	4	0	20	279
Review Concluded	130	17	5	87	13	1	3	256
Complaint Substantiated Dependent/Neglect	38	5	1	29	1	0	10	84
Charges Cleared by Transfer to Adult Court	6	4	0	1	0	0	0	11
Complaint Substantiated Mentally Ill	2	0	0	0	0	0	0	2
Complaint Substantiated Abused	0	0	0	0	0	0	0	0
Unknown	0	0	0	0	0	0	0	0
Totals	22,221	11,696	623	10,054	4,460	337	1,497	50,888

Status Offenses

Complaint Substantiated Status Offender	3,576	1,128	152	2,379	817	93	408	8,553
Informal Adjustment	2,154	1,182	44	1,331	684	44	79	5,518
Dismissed	1,509	450	43	1,137	395	39	95	3,668
Complaint Substantiated Delinquent	930	339	28	578	133	15	66	2,089
Case Held Open	879	188	51	668	197	44	22	2,049
Other	530	108	8	403	132	15	62	1,258
Retired / Nolle Prosequi	433	243	15	245	113	16	56	1,121
Pretrial Diversion	376	165	7	230	122	14	20	934
Special Proceeding	400	81	13	328	56	5	8	891
Review Concluded	89	12	3	58	8	4	2	176
Complaint Substantiated Dependent/Neglect	61	20	4	57	14	4	6	166
Transfer to Adult Court Hearing	4	3	0	1	2	0	0	10
Charges Cleared by Transfer to Adult Court	1	1	0	1	0	0	0	3
Complaint Substantiated Abused	1	0	0	0	0	0	0	1
Complaint Substantiated Mentally Ill	1	0	0	0	0	0	0	1
Unknown	0	0	0	0	0	0	0	0
Totals	10,944	3,920	368	7,416	2,673	293	824	26,438

**TENNESSEE COUNCIL OF JUVENILE AND FAMILY COURT JUDGES
2008 ANNUAL JUVENILE COURT STATISTICAL REPORT**

Formal and Informal Actions by Class of Referral, Race and Sex for CY 2008

	White Male	African American Male	Other Race Male	White Female	African American Female	Other Race Female	Unknown Race or Sex	Total
<u>Dependency/Neglect</u>								
Complaint Substantiated Dependent/Neglect	1,094	675	60	1,065	716	54	318	3,982
Special Proceeding	786	155	50	778	148	46	59	2,022
Case Held Open	717	53	24	748	33	16	152	1,743
Dismissed	252	343	16	296	354	10	79	1,350
Other	123	105	11	109	103	12	46	509
Complaint Substantiated Delinquent	43	90	3	43	86	4	11	280
Complaint Substantiated Status Offender	32	50	3	32	43	4	42	206
Pretrial Diversion	26	49	1	32	41	0	11	160
Retired / Nolle Prosequi	23	36	0	23	25	0	22	129
Informal Adjustment	18	46	2	18	33	0	0	117
Review Concluded	43	6	1	39	0	5	3	97
Complaint Substantiated Abused	2	1	0	4	0	0	0	7
Complaint Substantiated Mentally Ill	1	0	0	0	0	0	0	1
Transfer to Adult Court Hearing	0	1	0	0	0	0	0	1
Charges Cleared by Transfer to Adult Court	0	0	0	1	0	0	0	1
Unknown	0	0	0	0	0	0	0	0
Totals	3,160	1,610	171	3,188	1,582	151	743	10,605

Other Violation Proceedings

Complaint Substantiated Delinquent	90	5	1	49	2	0	1	148
Dismissed	26	1	0	20	0	0	0	47
Special Proceeding	18	5	0	12	2	0	0	37
Case Held Open	21	0	0	10	0	0	0	31
Complaint Substantiated Status Offender	4	0	0	5	0	0	1	10
Pretrial Diversion	3	0	0	6	0	0	0	9
Informal Adjustment	6	0	0	2	0	0	0	8
Other	6	0	0	2	0	0	0	8
Retired / Nolle Prosequi	3	0	0	0	1	0	1	5
Complaint Substantiated Dependent/Neglect	0	0	0	1	0	0	0	1
Transfer to Adult Court Hearing	1	0	0	0	0	0	0	1
Review Concluded	1	0	0	0	0	0	0	1
Complaint Substantiated Abused	0	0	0	0	0	0	0	0
Complaint Substantiated Mentally Ill	0	0	0	0	0	0	0	0
Charges Cleared by Transfer to Adult Court	0	0	0	0	0	0	0	0
Unknown	0	0	0	0	0	0	0	0
Totals	179	11	1	107	5	0	3	306

**TENNESSEE COUNCIL OF JUVENILE AND FAMILY COURT JUDGES
2008 ANNUAL JUVENILE COURT STATISTICAL REPORT**

Formal and Informal Actions by Class of Referral, Race and Sex for CY 2008

	White Male	African American Male	Other Race Male	White Female	African American Female	Other Race Female	Unknown Race or Sex	Total
<u>Parentage</u>								
Special Proceeding	3,477	1,808	201	3,047	1,553	210	1,307	11,603
Other	925	857	65	880	722	70	889	4,408
Dismissed	1,023	672	53	997	593	47	333	3,718
Case Held Open	955	260	10	588	29	10	325	2,177
Complaint Substantiated Dependent/Neglect	359	77	21	373	76	15	291	1,212
Pretrial Diversion	122	175	2	188	190	4	28	709
Complaint Substantiated Delinquent	155	160	7	144	160	4	11	641
Review Concluded	114	48	2	76	5	0	41	286
Informal Adjustment	84	19	1	75	20	0	6	205
Complaint Substantiated Status Offender	54	2	1	39	0	0	0	96
Retired / Nolle Prosequi	23	22	2	15	19	0	8	89
Transfer to Adult Court Hearing	4	0	0	3	0	0	0	7
Charges Cleared by Transfer to Adult Court	1	1	0	1	0	0	0	3
Complaint Substantiated Abused	0	0	0	0	0	0	0	0
Complaint Substantiated Mentally Ill	0	0	0	0	0	0	0	0
Unknown	0	0	0	0	0	0	0	0
Totals	7,296	4,101	365	6,426	3,367	360	3,239	25,154

Special Proceedings

Case Held Open	4,427	2,874	136	2,897	1,186	114	643	12,277
Review Concluded	2,543	388	61	1,708	258	56	164	5,178
Special Proceeding	2,068	387	142	1,677	240	87	453	5,054
Dismissed	506	145	10	401	175	10	18	1,265
Complaint Substantiated Dependent/Neglect	156	245	8	146	299	6	17	877
Other	265	105	2	161	104	3	41	681
Complaint Substantiated Delinquent	126	63	3	48	46	0	1	287
Informal Adjustment	16	25	0	19	23	0	2	85
Complaint Substantiated Status Offender	50	7	0	23	2	0	1	83
Retired / Nolle Prosequi	28	4	0	33	3	1	8	77
Pretrial Diversion	18	4	1	6	0	0	0	29
Transfer to Adult Court Hearing	6	0	2	1	0	0	0	9
Charges Cleared by Transfer to Adult Court	8	0	0	0	0	0	0	8
Complaint Substantiated Abused	0	0	0	0	0	0	0	0
Complaint Substantiated Mentally Ill	0	0	0	0	0	0	0	0
Unknown	0	0	0	0	0	0	0	0
Totals	10,217	4,247	365	7,120	2,336	277	1,348	25,910

**TENNESSEE COUNCIL OF JUVENILE AND FAMILY COURT JUDGES
2008 ANNUAL JUVENILE COURT STATISTICAL REPORT**

Formal and Informal Actions by Class of Referral, Race and Sex for CY 2008

	White Male	African American Male	Other Race Male	White Female	African American Female	Other Race Female	Unknown Race or Sex	Total
Other								
Special Proceeding	1,772	1,212	124	1,313	841	105	786	6,153
Other	788	136	57	581	93	53	109	1,817
Informal Adjustment	212	494	10	104	286	3	28	1,137
Dismissed	385	180	13	316	132	9	81	1,116
Complaint Substantiated Delinquent	418	269	20	143	83	8	24	965
Case Held Open	155	30	1	74	11	2	14	287
Pretrial Diversion	132	43	1	49	25	4	11	265
Review Concluded	100	5	3	84	13	4	8	217
Retired / Nolle Prosequi	85	40	4	28	16	1	16	190
Complaint Substantiated Dependent/Neglect	60	7	1	58	10	5	6	147
Complaint Substantiated Status Offender	76	9	3	29	4	0	2	123
Transfer to Adult Court Hearing	4	16	0	0	3	0	2	25
Complaint Substantiated Abused	1	0	0	1	0	0	0	2
Charges Cleared by Transfer to Adult Court	2	0	0	0	0	0	0	2
Complaint Substantiated Mentally Ill	0	0	0	1	0	0	0	1
Unknown	0	0	0	0	0	0	0	0
Totals	4,190	2,441	237	2,781	1,517	194	1,087	12,447
All Action Totals	67,720	36,687	2,532	40,929	19,751	1,765	9,230	178,614

**TENNESSEE COUNCIL OF JUVENILE AND FAMILY COURT JUDGES
2008 ANNUAL JUVENILE COURT STATISTICAL REPORT**

TRANSFERS TO ADULT COURT - 2008

The 2008 data was analyzed to determine the number of children transferred to adult court for alleged delinquent offenses. The data showed that 392 children were transferred to adult court in 2008. The 361 males that were transferred comprised 92.1% and were the overwhelming majority of the 392 children transferred. African American males represented the highest group at 293 or 74.7% of the children transferred. White males represented the next highest group at 64 or 16.3% of the children transferred, while African American females represented 9 or 2.3%, and White females represented 4 or 1.0%.

The 293 African American males represented 4.6 times the 64 White males that were transferred to adult court. The 2008 juvenile data showed that delinquent White males totaled 27,536* or 62.5% and delinquent African American males totaled 14,648* or 33.2% of the delinquent juvenile population which totaled 44,053.

Delinquent African American males committed offenses listed under TCA §37-1-134(a)(1) "Transfer from juvenile court" at a higher rate in both frequency and percentage than delinquent White males. The combined total of African American and White males that were transferred to adult court in 2008 was 357. The majority of these children were seventeen (17) years of age at disposition and totaled 201 or 51.3% of the 392 children that were transferred followed by 69, or 17.6% that were sixteen (16) years of age at disposition.

Shelby County Juvenile Court reported the largest number of children transferred to adult court with 225 or 57.4% of the 392 children transferred statewide. Davidson County Juvenile Court reported the next highest number of children transferred to adult court with 47 or 12.1% of the 392 children transferred statewide. Forty (40) courts reported at least one child was transferred to adult court.

*Please see "*Children with Delinquent Referrals by Race, and Sex for CY 2008*"

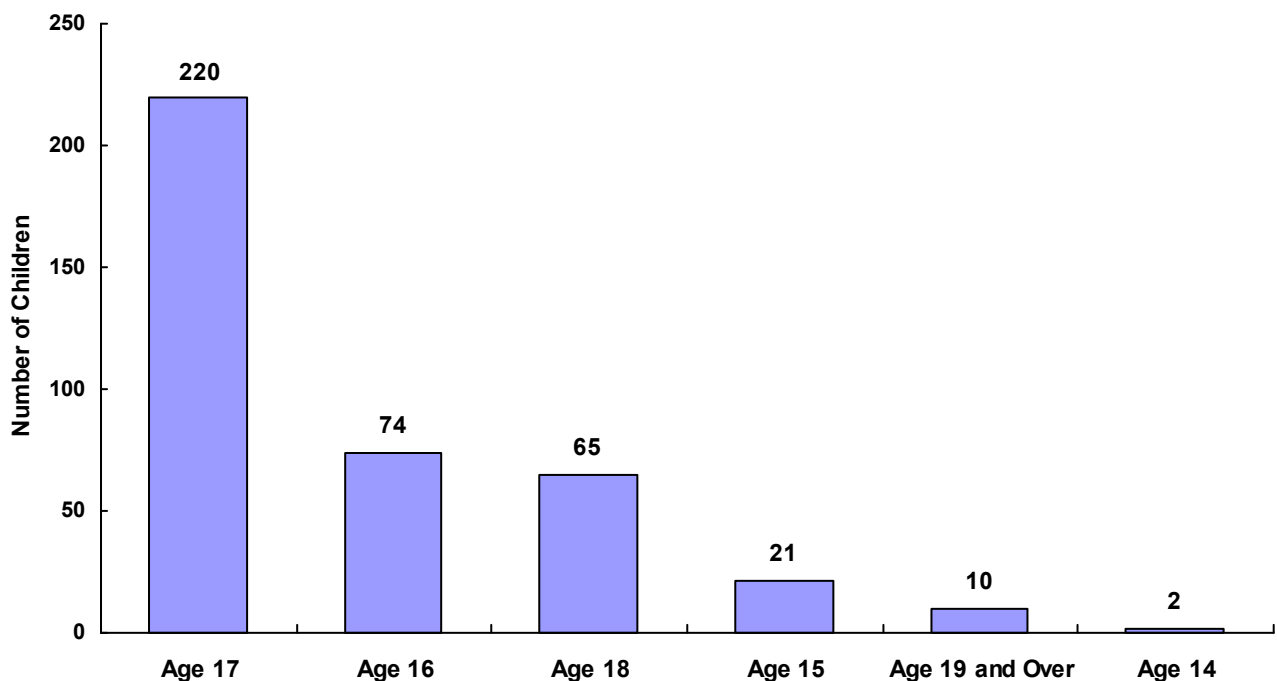
**TENNESSEE COUNCIL OF JUVENILE AND FAMILY COURT JUDGES
2008 JUVENILE COURT STATISTICAL DATA ACROSS ALL COURTS**

Children Transferred to Adult Court by Age at Disposition Date, Race and Sex for CY 2008

Total Children = 91,832

	White Male	African American Male	Other Race Male	White Female	African American Female	Other Race Female	Unknown Race or Sex	Total	% of All Children Referred
Age Under 1	0	0	0	0	0	0	0	0	0.00%
Age 1	0	0	0	0	0	0	0	0	0.00%
Age 2	0	0	0	0	0	0	0	0	0.00%
Age 3	0	0	0	0	0	0	0	0	0.00%
Age 4	0	0	0	0	0	0	0	0	0.00%
Age 5	0	0	0	0	0	0	0	0	0.00%
Age 6	0	0	0	0	0	0	0	0	0.00%
Age 7	0	0	0	0	0	0	0	0	0.00%
Age 8	0	0	0	0	0	0	0	0	0.00%
Age 9	0	0	0	0	0	0	0	0	0.00%
Age 10	0	0	0	0	0	0	0	0	0.00%
Age 11	0	0	0	0	0	0	0	0	0.00%
Age 12	0	0	0	0	0	0	0	0	0.00%
Age 13	0	0	0	0	0	0	0	0	0.00%
Age 14	1	1	0	0	0	0	0	2	0.00%
Age 15	2	17	0	0	0	0	2	21	0.02%
Age 16	4	65	0	0	2	0	3	74	0.08%
Age 17	33	168	3	4	5	0	7	220	0.24%
Age 18	20	37	1	0	2	1	4	65	0.07%
Age 19 and Over	4	5	0	0	0	0	1	10	0.01%
Totals	64	293	4	4	9	1	17	392	

Total Children Transferred to Adult Court



**TENNESSEE COUNCIL OF JUVENILE AND FAMILY COURT JUDGES
2008 ANNUAL JUVENILE COURT STATISTICAL REPORT**

Children Transferred to Adult Court by Race, Sex and Court for CY 2008

Court	White Male	African American Male	Other Race Male	White Female	African American Female	Other Race Female	Unknown Race or Sex	Total
Shelby	9	195	2	2	6	0	11	225
Davidson	4	37	1	0	0	0	5	47
Hamilton	4	20	0	0	1	0	0	25
Dyer	6	6	0	0	0	0	0	12
Madison	0	10	0	0	0	0	0	10
Montgomery	0	8	1	0	1	0	0	10
Maury	2	4	0	0	0	0	0	6
Knox	2	2	0	0	0	0	1	5
Hawkins	4	0	0	0	0	0	0	4
Lincoln	3	0	0	0	0	0	0	3
Marion	3	0	0	0	0	0	0	3
McMinn	2	1	0	0	0	0	0	3
Sumner	2	1	0	0	0	0	0	3
Benton	2	0	0	0	0	0	0	2
Cheatham	2	0	0	0	0	0	0	2
Dickson	1	1	0	0	0	0	0	2
Gibson	1	1	0	0	0	0	0	2
Henderson	1	1	0	0	0	0	0	2
Johnson	2	0	0	0	0	0	0	2
Lauderdale	0	2	0	0	0	0	0	2
Moore	1	0	0	1	0	0	0	2
Sullivan Div II	2	0	0	0	0	0	0	2
Bedford	0	0	0	1	0	0	0	1
Cannon	0	1	0	0	0	0	0	1
Chester	0	1	0	0	0	0	0	1
Claiborne	1	0	0	0	0	0	0	1
Hamblen	0	0	0	0	1	0	0	1
Henry	0	1	0	0	0	0	0	1
Hickman	0	0	0	0	0	1	0	1
Humphreys	1	0	0	0	0	0	0	1
Jefferson	1	0	0	0	0	0	0	1
Johnson City	1	0	0	0	0	0	0	1
Lawrence	1	0	0	0	0	0	0	1
Marshall	1	0	0	0	0	0	0	1
Monroe	1	0	0	0	0	0	0	1
Roane	1	0	0	0	0	0	0	1
Sevier	1	0	0	0	0	0	0	1
Stewart	1	0	0	0	0	0	0	1
Trousdale	1	0	0	0	0	0	0	1
Wilson	0	1	0	0	0	0	0	1
Totals	64	293	4	4	9	1	17	392

**TENNESSEE COUNCIL OF JUVENILE AND FAMILY COURT JUDGES
2008 ANNUAL JUVENILE COURT STATISTICAL REPORT**

Children Transferred to Adult Court Under Age 18 at Disposition Date by Race and Sex for CY 2008

Court	White Male	African American Male	Other Race Male	White Female	African American Female	Other Race Female	Unknown Race or Sex	Total
Shelby	6	168	2	2	4	0	9	191
Davidson	2	32	1	0	0	0	3	38
Hamilton	2	19	0	0	1	0	0	22
Dyer	6	6	0	0	0	0	0	12
Madison	0	9	0	0	0	0	0	9
Montgomery	0	7	0	0	1	0	0	8
Maury	1	3	0	0	0	0	0	4
Lincoln	3	0	0	0	0	0	0	3
Dickson	1	1	0	0	0	0	0	2
Knox	1	1	0	0	0	0	0	2
Lauderdale	0	2	0	0	0	0	0	2
Marion	2	0	0	0	0	0	0	2
Moore	1	0	0	1	0	0	0	2
Sullivan Div II	2	0	0	0	0	0	0	2
Bedford	0	0	0	1	0	0	0	1
Benton	1	0	0	0	0	0	0	1
Cannon	0	1	0	0	0	0	0	1
Cheatham	1	0	0	0	0	0	0	1
Claiborne	1	0	0	0	0	0	0	1
Gibson	1	0	0	0	0	0	0	1
Hamblen	0	0	0	0	1	0	0	1
Hawkins	1	0	0	0	0	0	0	1
Henderson	1	0	0	0	0	0	0	1
Humphreys	1	0	0	0	0	0	0	1
Jefferson	1	0	0	0	0	0	0	1
Johnson	1	0	0	0	0	0	0	1
Johnson City	1	0	0	0	0	0	0	1
Lawrence	1	0	0	0	0	0	0	1
Marshall	1	0	0	0	0	0	0	1
McMinn	0	1	0	0	0	0	0	1
Stewart	1	0	0	0	0	0	0	1
Sumner	0	1	0	0	0	0	0	1
Totals	40	251	3	4	7	0	12	317

**TENNESSEE COUNCIL OF JUVENILE AND FAMILY COURT JUDGES
2008 ANNUAL JUVENILE COURT STATISTICAL REPORT**

Cases Transferred to Adult Court by Race, Sex and Court for CY 2008

Court	White Male	African American Male	Other Race Male	White Female	African American Female	Other Race Female	Unknown Race or Sex	Total
Shelby	12	235	3	3	7	0	11	271
Davidson	5	55	1	0	0	0	8	69
Hamilton	6	25	0	0	5	0	0	36
Dyer	13	7	0	0	0	0	0	20
Madison	0	19	0	0	0	0	0	19
Maury	3	10	0	0	0	0	0	13
Knox	3	6	0	0	0	0	1	10
Montgomery	0	8	1	0	1	0	0	10
Lauderdale	0	7	0	0	0	0	0	7
Hawkins	6	0	0	0	0	0	0	6
Marion	6	0	0	0	0	0	0	6
Sumner	4	1	0	0	0	0	0	5
Gibson	2	1	0	0	0	0	0	3
Lincoln	3	0	0	0	0	0	0	3
McMinn	2	1	0	0	0	0	0	3
Benton	2	0	0	0	0	0	0	2
Cheatham	2	0	0	0	0	0	0	2
Dickson	1	1	0	0	0	0	0	2
Hamblen	0	0	0	0	2	0	0	2
Henderson	1	1	0	0	0	0	0	2
Johnson	2	0	0	0	0	0	0	2
Moore	1	0	0	1	0	0	0	2
Sevier	2	0	0	0	0	0	0	2
Sullivan Div II	2	0	0	0	0	0	0	2
Bedford	0	0	0	1	0	0	0	1
Cannon	0	1	0	0	0	0	0	1
Chester	0	1	0	0	0	0	0	1
Claiborne	1	0	0	0	0	0	0	1
Henry	0	1	0	0	0	0	0	1
Hickman	0	0	0	0	0	1	0	1
Humphreys	1	0	0	0	0	0	0	1
Jefferson	1	0	0	0	0	0	0	1
Johnson City	1	0	0	0	0	0	0	1
Lawrence	1	0	0	0	0	0	0	1
Marshall	1	0	0	0	0	0	0	1
Monroe	1	0	0	0	0	0	0	1
Roane	1	0	0	0	0	0	0	1
Stewart	1	0	0	0	0	0	0	1
Trousdale	1	0	0	0	0	0	0	1
Wilson	0	1	0	0	0	0	0	1
Totals	88	381	5	5	15	1	20	515

**TENNESSEE COUNCIL OF JUVENILE AND FAMILY COURT JUDGES
2008 ANNUAL JUVENILE COURT STATISTICAL REPORT**

Cases Transferred to Adult Court for Children Under Age 18 at Disposition Date by Race and Sex for CY 2008

Court	White Male	African American Male	Other Race Male	White Female	African American Female	Other Race Female	Unknown Race or Sex	Total
Shelby	8	207	3	3	4	0	9	234
Davidson	3	49	1	0	0	0	4	57
Hamilton	4	24	0	0	5	0	0	33
Dyer	13	7	0	0	0	0	0	20
Madison	0	16	0	0	0	0	0	16
Montgomery	0	7	0	0	1	0	0	8
Lauderdale	0	7	0	0	0	0	0	7
Knox	1	5	0	0	0	0	0	6
Maury	2	4	0	0	0	0	0	6
Marion	5	0	0	0	0	0	0	5
Lincoln	3	0	0	0	0	0	0	3
Dickson	1	1	0	0	0	0	0	2
Gibson	2	0	0	0	0	0	0	2
Hamblen	0	0	0	0	2	0	0	2
Moore	1	0	0	1	0	0	0	2
Sullivan Div II	2	0	0	0	0	0	0	2
Bedford	0	0	0	1	0	0	0	1
Benton	1	0	0	0	0	0	0	1
Cannon	0	1	0	0	0	0	0	1
Cheatham	1	0	0	0	0	0	0	1
Claiborne	1	0	0	0	0	0	0	1
Hawkins	1	0	0	0	0	0	0	1
Henderson	1	0	0	0	0	0	0	1
Humphreys	1	0	0	0	0	0	0	1
Jefferson	1	0	0	0	0	0	0	1
Johnson	1	0	0	0	0	0	0	1
Johnson City	1	0	0	0	0	0	0	1
Lawrence	1	0	0	0	0	0	0	1
Marshall	1	0	0	0	0	0	0	1
McMinn	0	1	0	0	0	0	0	1
Stewart	1	0	0	0	0	0	0	1
Sumner	0	1	0	0	0	0	0	1
Totals	57	330	4	5	12	0	13	421

TENNESSEE COUNCIL OF JUVENILE AND FAMILY COURT JUDGES 2008 ANNUAL JUVENILE COURT STATISTICAL REPORT

INDIVIDUAL OUTCOME/DISPOSITIONAL ACTIONS BY RACE AND SEX - 2008

This portion of the annual report concerns individual dispositional actions taken by the juvenile courts in 2008. The tables on the following pages revealed that the most often reported specific dispositional choice was "Other" at 45,469 or 16.4% of the total number of dispositional actions. "Other" is not presented as the most often cited disposition in the paragraphs below because it is difficult to interpret the precise meaning of this choice.

The total dispositional outcome actions presented in the 2008 data was 277,279. Top three reported, excluding the category "Other" were "Held Open for Review" at 27,155 or 9.8%, "Court Costs" at 26,814 or 9.7%, and "Case Dismissed" at 23,756 or 8.6%.

The Individual Outcome/Dispositional Actions by Race and Sex 2008 table depicted the following information within the top three dispositional actions used in this analysis were as follows:

In the "Held Open for Review" category of 27,155 total outcomes, White males were the highest number at 11,026 or 40.6%, followed by White females at 7,201 or 26.5%, African American males at 4,243 or 15.6%, and African American females at 2,512 or 9.3%".

In the "Court Costs" category of 26,814 total outcomes, White males were the highest number at 13,389 or 49.9%, followed by White females at 7,529 or 28.1%, African American males at 3,003 or 11.2%, and African American females at 1,738 or 6.5%.

In the "Case Dismissed" category of 23,756 total outcomes, White males were the highest number at 8,475 or 35.7%, followed by White females at 5,707 or 24.0%, African American males at 4,890 or 20.6%, and African American females at 3,138 or 13.2%.

The three most often reported dispositional actions associated with White males were: "Court Costs" at 13,389, "Held Open for Review" at 11,026, and Case Dismissed, 8,475.

The three most often reported dispositional actions associated with White females were: "Court Costs" at 7,529, Held Open For Review, 7,201, and Case Dismissed at 5,707.

The three most often reported dispositional actions associated with African American males were: "Warned/Counseled" at 5,448, "Case Dismissed" at 4890, and "Held Open for Review" at 4,243.

The three most often reported dispositional actions associated with African American females were "Warned/Counseled" at 3,506, "Case Dismissed" at 3,138, and "Held Open for Review" at 2,512.

**TENNESSEE COUNCIL OF JUVENILE AND FAMILY COURT JUDGES
2008 ANNUAL JUVENILE COURT STATISTICAL REPORT**

Outcomes by Type Of Disposition, Race and Sex for CY 2008

	White Male	African American Male	Other Race Male	White Female	African American Female	Other Race Female	Unknown Race or Sex	Total
<u>General Action Codes</u>								
Held Open For Review	11,026	4,243	376	7,201	2,512	307	1,490	27,155
Case Dismissed	8,475	4,890	249	5,707	3,138	238	1,059	23,756
Warned / Counseled	4,678	5,448	176	3,022	3,506	116	245	17,191
Public Service	6,703	1,793	168	3,286	897	85	226	13,158
Supervision / Probation to Juvenile Court	4,053	1,901	151	2,195	783	62	119	9,264
Fine	4,905	614	99	2,051	310	37	214	8,230
Case Retired or Nolle Prosequi	2,188	1,514	83	1,199	635	46	293	5,958
No Contact Order	2,323	869	103	1,502	457	39	222	5,515
Referred to Defensive Driving School	2,778	182	41	1,800	85	27	54	4,967
Placement with Relative / Other Individual	804	1,389	51	671	1,335	39	104	4,393
Referred for Alcohol and Drug Counseling	2,329	465	68	948	99	19	90	4,018
Referred for Mental Health Counseling	1,267	905	48	693	368	20	125	3,426
Restitution	1,707	813	61	513	171	7	54	3,326
Referral to Another Entity for Superv/Servc	1,145	464	32	841	338	28	52	2,900
Referral to Juvenile Court Educ-Based Pgm	1,503	217	42	798	141	23	40	2,764
House Arrest	1,138	636	58	562	218	27	26	2,665
Probation to Parents	1,042	432	43	488	159	19	103	2,286
Injunction Other than No Contact Order	682	471	29	498	280	16	147	2,123
Released from Probation	1,130	201	23	531	122	11	37	2,055
Driver's License Held Informally	982	350	13	401	53	7	19	1,825
Court Defined Curfew	770	293	29	401	140	14	19	1,666
Placement with City/Cnty Agcy/Facility	216	1,036	25	84	195	6	98	1,660
Dismissed from Pretrial Diversion	808	201	12	445	105	10	42	1,623
Dismissed from Informal Adjustment	611	165	4	420	135	3	25	1,363
Referred to Alcohol Safety School	478	124	9	187	21	4	17	840
Referred to Alternative School	204	41	3	80	18	4	9	359
Runaway Returned	72	45	3	85	54	5	5	269
Referred to Private Child Agency	102	8	8	55	6	3	0	182
Private Mental Health Placement	27	8	1	11	0	0	2	49
Voluntary Placement with DMHMR	7	1	1	1	0	0	0	10
Private MR Placement	3	0	0	1	0	0	0	4
Totals	64,156	29,719	2,009	36,677	16,281	1,222	4,936	155,000

**TENNESSEE COUNCIL OF JUVENILE AND FAMILY COURT JUDGES
2008 ANNUAL JUVENILE COURT STATISTICAL REPORT**

Outcomes by Type Of Disposition, Race and Sex for CY 2008

	White Male	African American Male	Other Race Male	White Female	African American Female	Other Race Female	Unknown Race or Sex	Total
Formal Action Codes								
Placed Under a Valid Court Order	3,019	627	135	1,902	311	69	121	6,184
DCS Commitment - Custody	1,675	1,087	93	861	419	53	180	4,368
DCS Probation	2,174	509	42	694	142	27	25	3,613
DCS Commitment - Suspended	618	385	27	199	77	12	12	1,330
Other Intensive Probation	708	258	15	243	49	4	27	1,304
Transfer to Another Juvenile Court for Dispo	588	129	13	336	66	6	34	1,172
Supervision by DCS	482	52	9	392	24	7	27	993
Parental Rights Terminated	195	89	10	185	89	12	69	649
Transferred to Adult Court	88	381	5	5	15	1	20	515
DCS Intensive Probation	124	27	2	28	8	0	3	192
DCS Commitment - Determinate	40	33	5	5	1	1	0	85
DMHMR Involuntary Commitment	22	6	1	6	1	1	0	37
Parental Rights Not Terminated	9	0	0	5	0	1	0	15
Totals	9,742	3,583	357	4,861	1,202	194	518	20,457

Special Proceedings

Court Costs	13,389	3,003	373	7,529	1,738	262	520	26,814
Custody Changed	2,824	449	157	2,479	396	140	442	6,887
Child Support Granted	1,590	736	75	1,371	549	73	1,128	5,522
Foster Care Continued	1,961	554	88	1,871	336	90	475	5,375
Visitation Changed	1,301	342	42	1,431	353	40	403	3,912
Custody Unchanged	1,147	159	43	1,046	113	38	191	2,737
Paternity Determined / Child Legitimated	386	279	26	247	257	20	268	1,483
Child Support Amended	396	160	20	403	139	22	91	1,231
Foster Care Terminated	317	61	9	250	60	10	50	757
Visitation Unchanged	297	19	11	282	17	6	58	690
Order of Reference to DCS	134	20	3	102	24	2	17	302
Child Support Terminated	79	55	7	64	46	1	17	269
Voluntary Acknowledgement of Paternity	59	12	2	36	7	3	7	126
Paternity Not Determ/Child Not Legitimated	22	15	5	20	8	1	21	92
Request for Medical Treatment Granted	23	15	2	21	15	3	2	81
Child Support Denied	26	1	2	23	2	2	12	68
Consent to Marry Granted	0	1	0	4	0	0	0	5
Consent to Marry Denied	1	0	0	1	0	0	0	2
Request for Medical Treatment Denied	0	0	0	0	0	0	0	0
Totals	23,952	5,881	865	17,180	4,060	713	3,702	56,353

Other Outcome Codes

Other	17,511	8,342	659	11,342	4,334	426	2,855	45,469
Totals	17,511	8,342	659	11,342	4,334	426	2,855	45,469

All Outcome Totals	115,361	47,525	3,890	70,060	25,877	2,555	12,011	277,279
---------------------------	----------------	---------------	--------------	---------------	---------------	--------------	---------------	----------------

**TENNESSEE COUNCIL OF JUVENILE AND FAMILY COURT JUDGES
2008 ANNUAL JUVENILE COURT STATISTICAL REPORT**

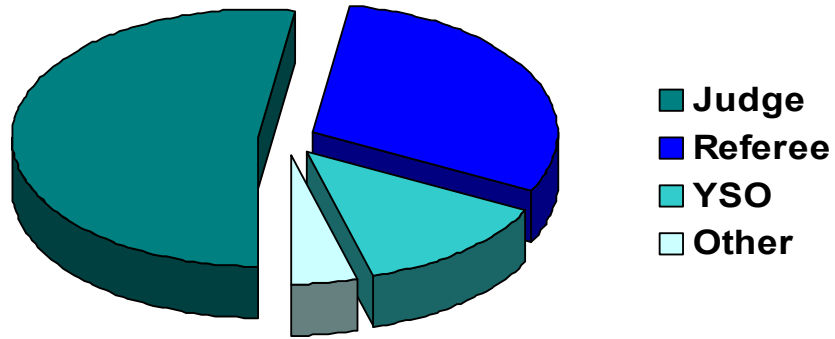
**JUVENILE COURT REFERRALS DISPOSED STATE-WIDE BASED ON NUMBER OF
REFERRALS - 2008**

As mentioned earlier in this report, juvenile court cases and referrals can be disposed by judges, referees, Youth Services Officers (YSO), or Probation Officers (PO). All cases resulting in a formal hearing and adjudication must be disposed by judicial staff, which includes judges, referees or special judges. Cases that are handled informally through informal adjustment or other informal, non-judicial actions can be disposed by the court officers.

The data as reflected in Breakdown of Referrals by Court Personnel Executing the Action in 2008 showed that of the 178,614 referrals to juvenile court, 82.6% were disposed by judicial staff or 52.6% by Judges and 30.1% by Referees. Remaining were 12.9% by Youth Services/Probation Officers, and 4.4% by Other.

**TENNESSEE COUNCIL OF JUVENILE AND FAMILY COURT JUDGES
2008 ANNUAL JUVENILE COURT STATISTICAL REPORT**

Breakdown of Referrals by Court Personnel Executing the Action in CY 2008



	Referrals	% of Referrals
Judge	93,917	52.58%
Referee	53,680	30.05%
YSO	23,080	12.92%
Other	7,937	4.44%
Total	178,614	100.00%

**TENNESSEE COUNCIL OF JUVENILE AND FAMILY COURT JUDGES
2008 ANNUAL JUVENILE COURT STATISTICAL REPORT**

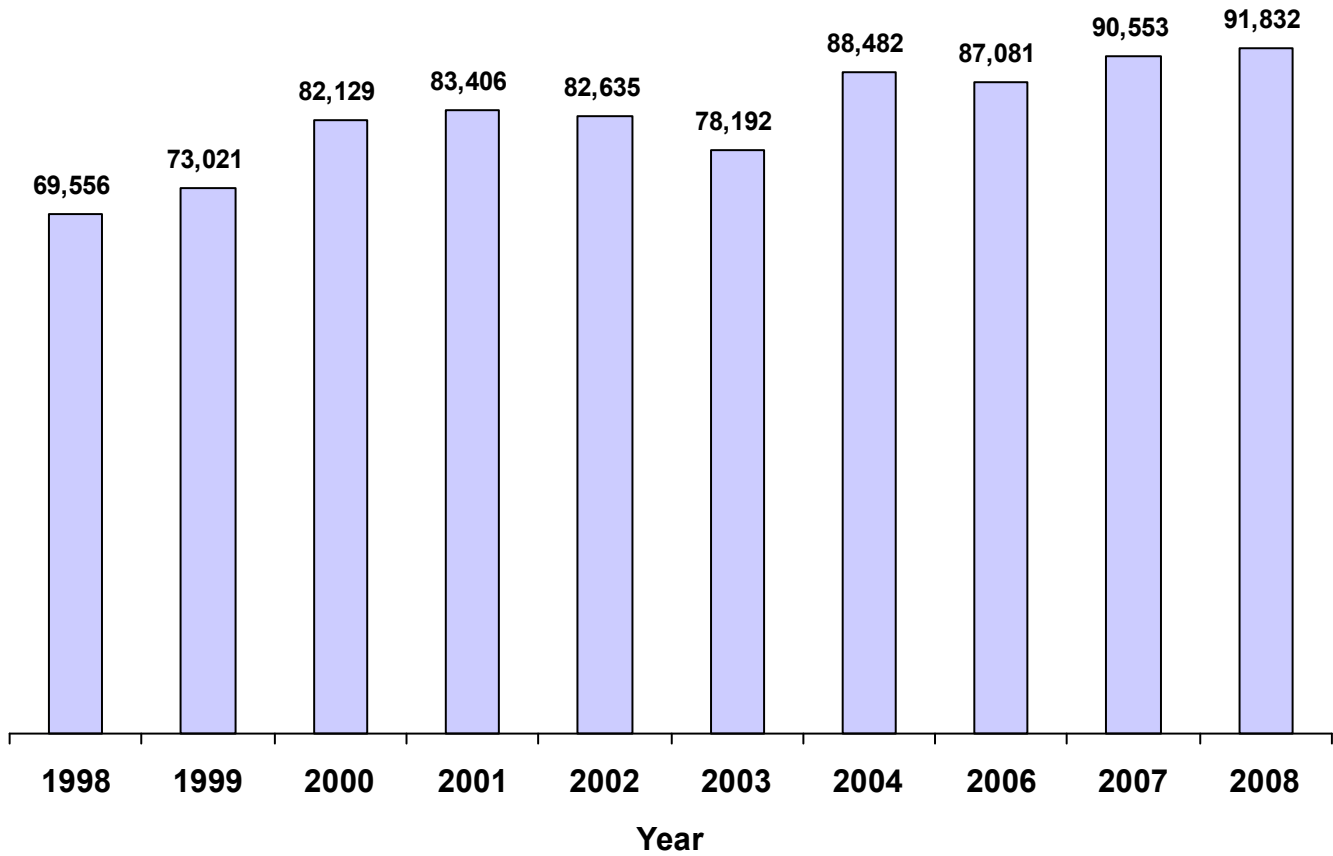
TREND INFORMATION

The following pages depict several charts and tables that show trend information over the past several years. One of the largest counties in the state reported its statistics in a summarized fashion in 2005. This means that including 2005 data in these reports would have skewed the trends over time information so the decision was made to leave 2005 out of this portion of the annual report. The information encompasses the years 1998 through 2004 and 2006 through 2008.

**TENNESSEE COUNCIL OF JUVENILE AND FAMILY COURT JUDGES
2008 ANNUAL JUVENILE STATISTICAL REPORT**

Trends Over Time CY 1998 - 2008

**Yearly Comparison of Total Individual Children
Referred to Tennessee Juvenile Courts**

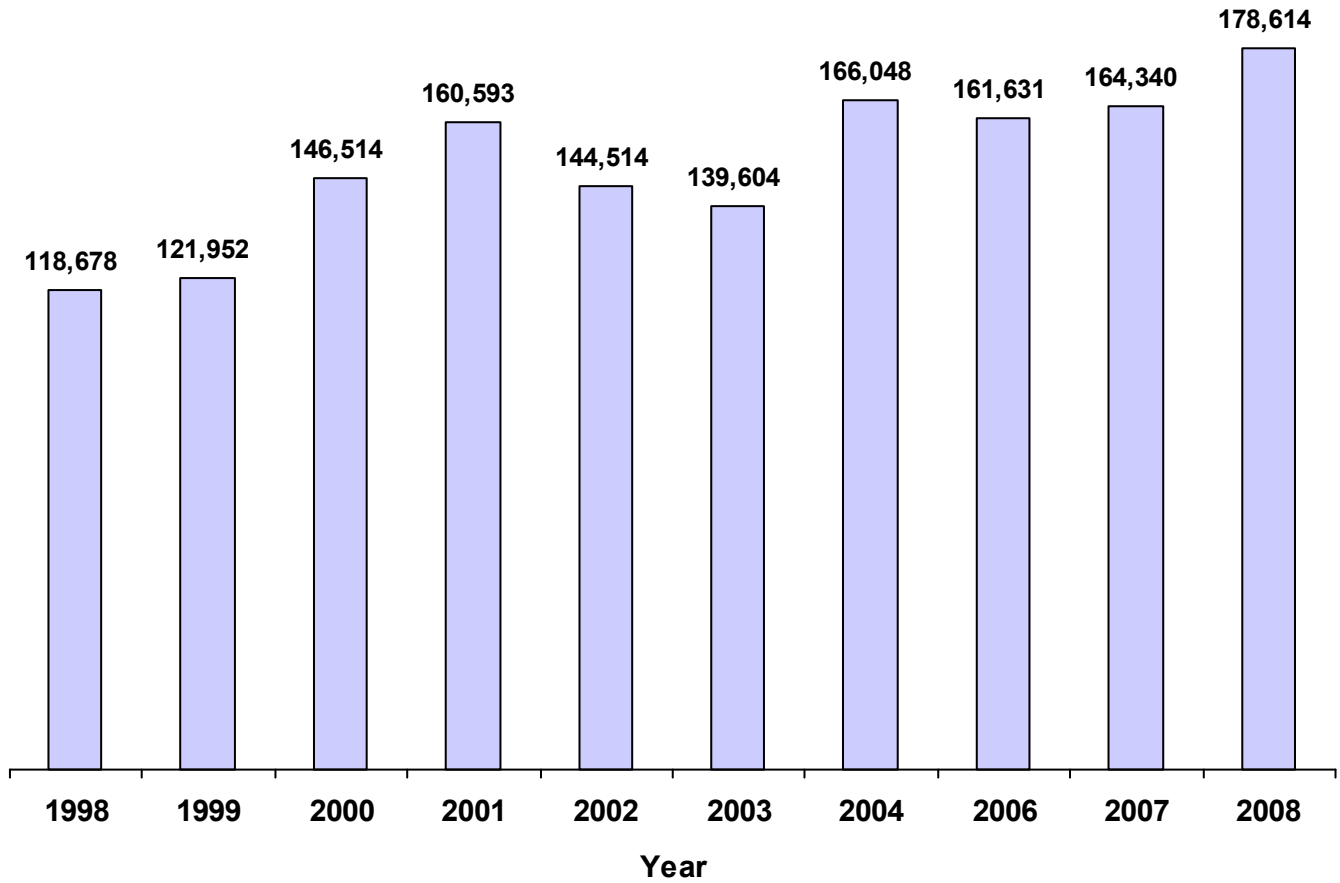


Note: CY 2005 data has been omitted because not all data was available.

**TENNESSEE COUNCIL OF JUVENILE AND FAMILY COURT JUDGES
2008 ANNUAL JUVENILE STATISTICAL REPORT**

Trends Over Time CY 1998 - 2008

Yearly Comparison of Number of Referrals to Juvenile Court

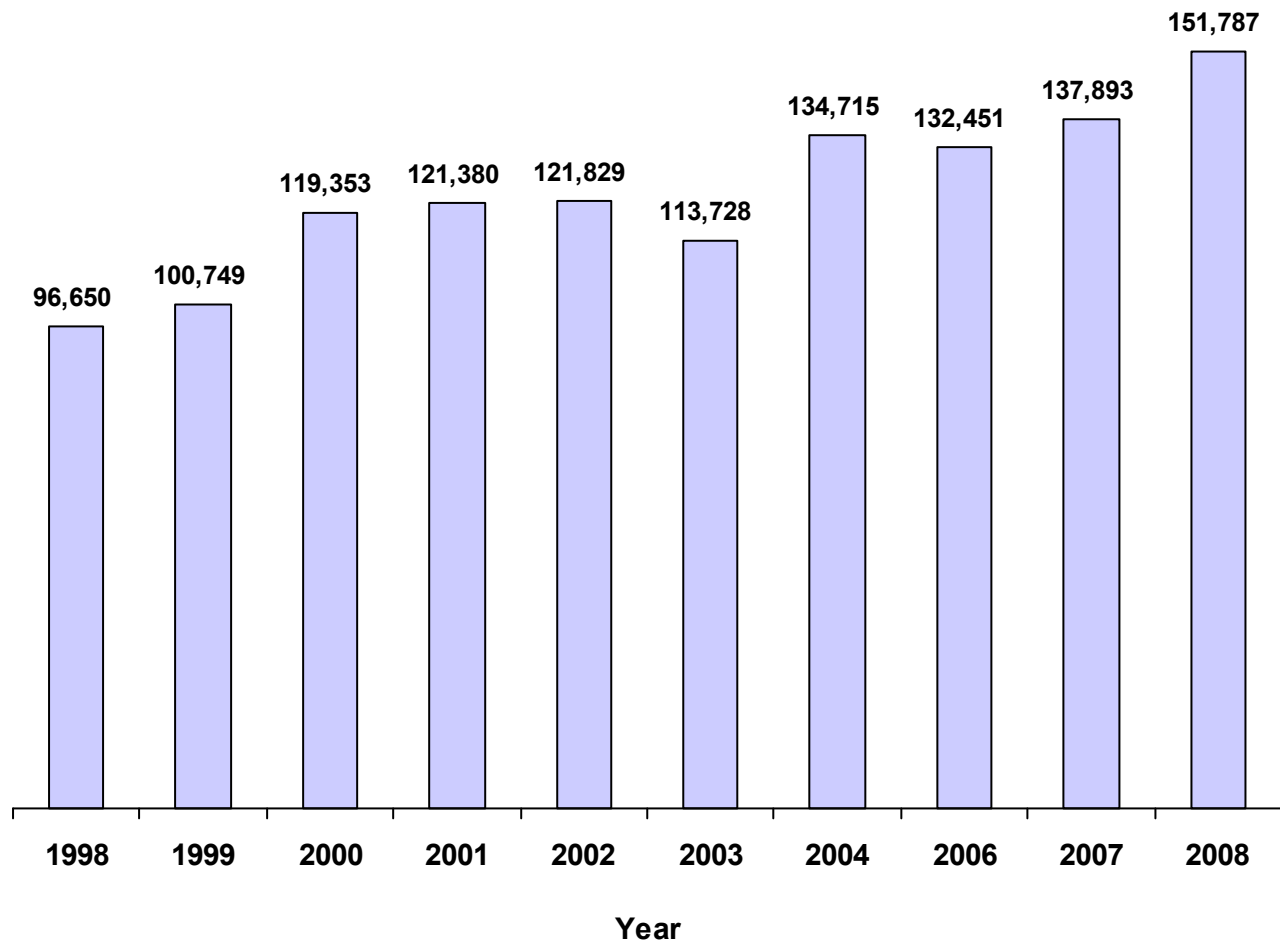


Note: CY 2005 data has been omitted because not all data was available.

**TENNESSEE COUNCIL OF JUVENILE AND FAMILY COURT JUDGES
2008 ANNUAL JUVENILE STATISTICAL REPORT**

Trends Over Time CY 1998 - 2008

Yearly Comparison of Number of Cases in Juvenile Court

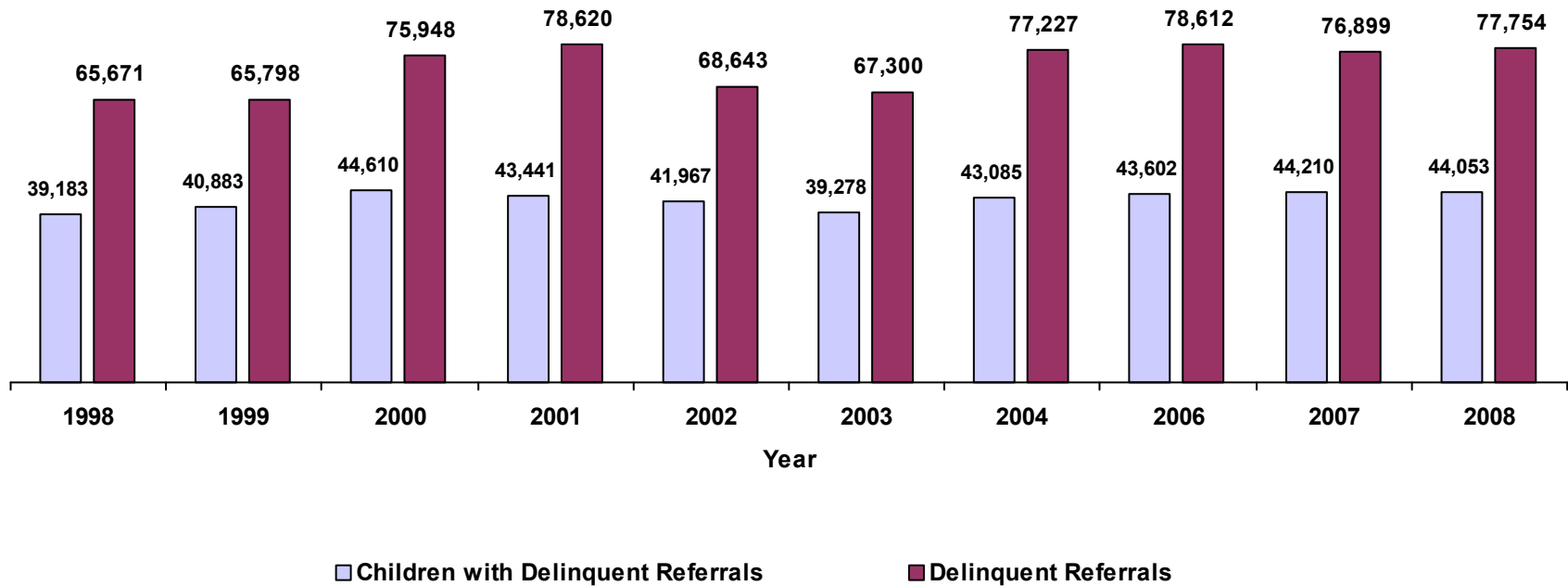


Note: CY 2005 data has been omitted because not all data was available.

**TENNESSEE COUNCIL OF JUVENILE AND FAMILY COURT JUDGES
2008 ANNUAL JUVENILE STATISTICAL REPORT**

Trends Over Time CY 1998 - 2008

Comparison of Delinquent Referral Reasons and Individual Children Referred

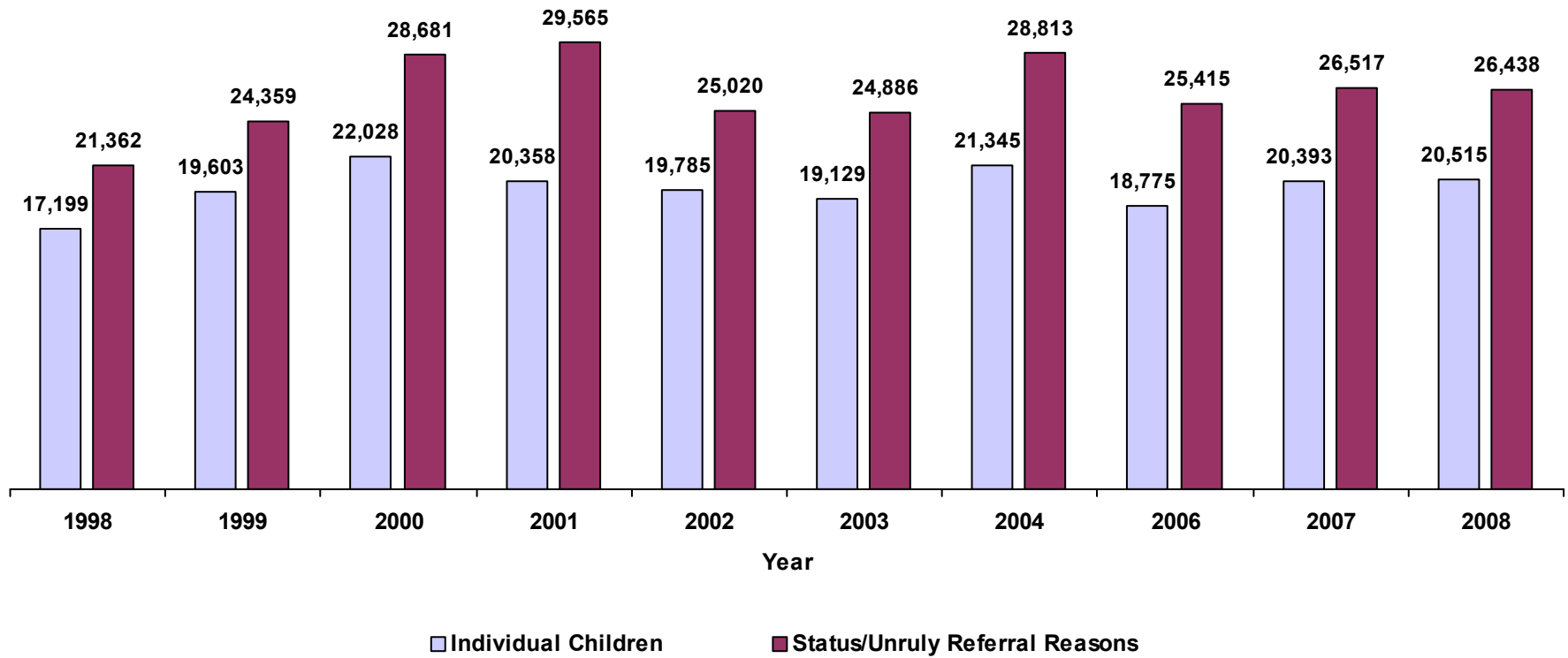


Note: CY 2005 data has been omitted because not all data was available.

TENNESSEE COUNCIL OF JUVENILE AND FAMILY COURT JUDGES
2008 ANNUAL JUVENILE STATISTICAL REPORT

Trends Over Time CY 1998 - 2008

Comparison of Status/Unruly Referral Reasons and Individual Children Referred

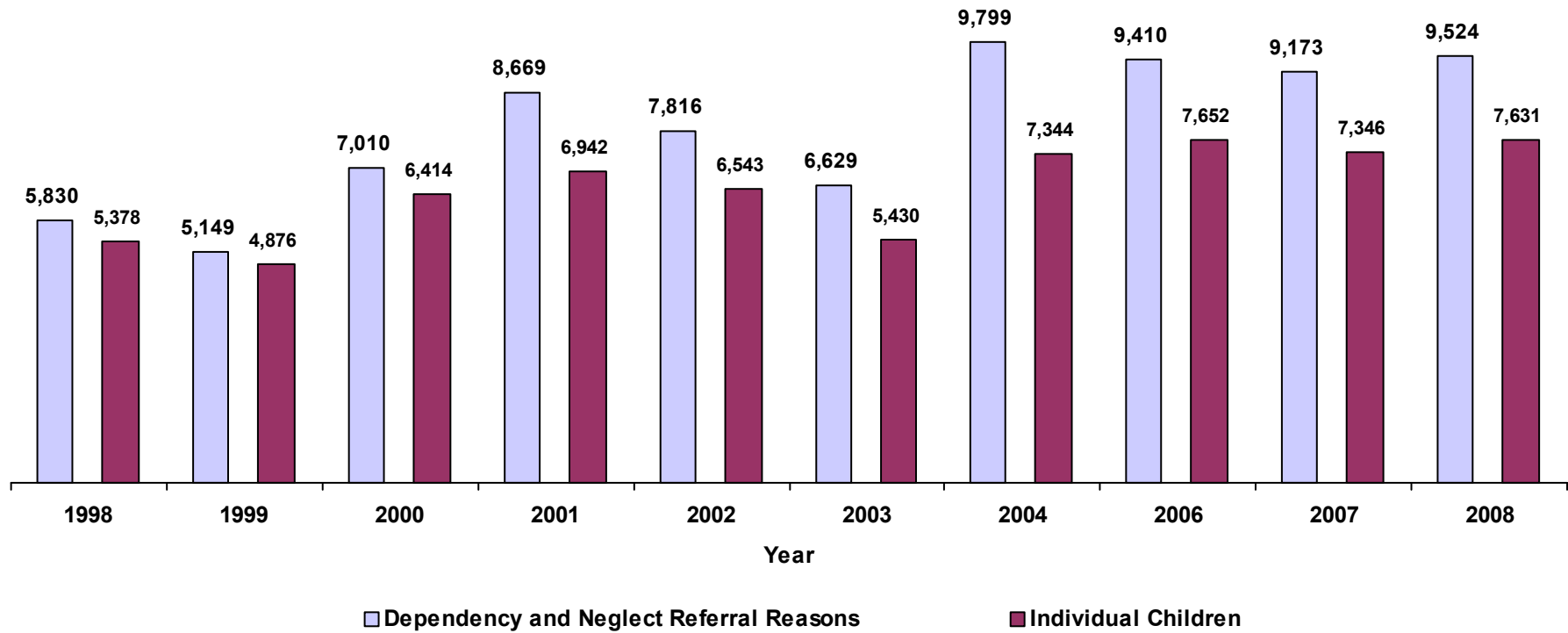


Note: CY 2005 data has been omitted because not all data was available.

**TENNESSEE COUNCIL OF JUVENILE AND FAMILY COURT JUDGES
2008 ANNUAL JUVENILE STATISTICAL REPORT**

Trends Over Time CY 1998 - 2008

**Comparison of Neglected, Dependent and Abused Referral
Reasons and Individual Children Referred**

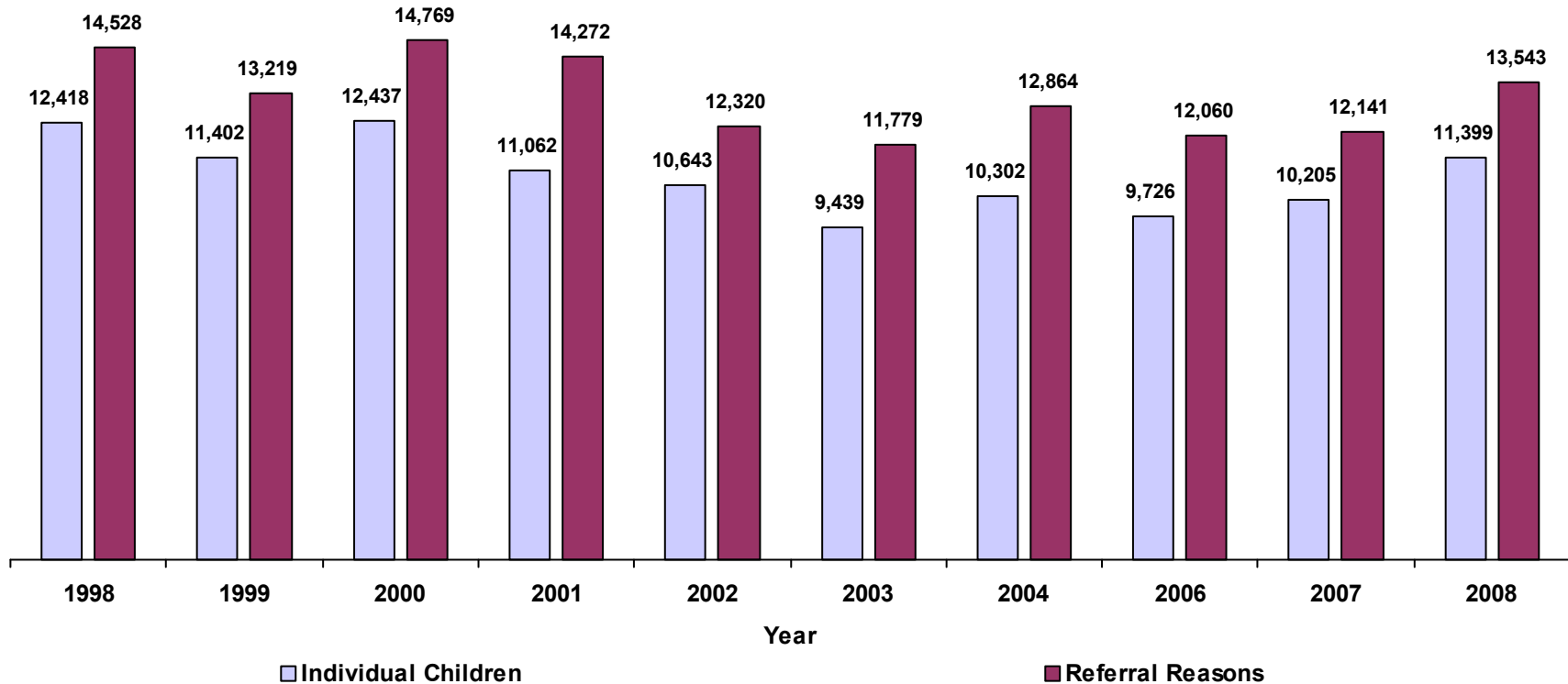


Note: CY 2005 data has been omitted because not all data was available.

**TENNESSEE COUNCIL OF JUVENILE AND FAMILY COURT JUDGES
2008 ANNUAL JUVENILE STATISTICAL REPORT**

Trends Over Time CY 1998 - 2008

**Comparison of Crime Index by Individual Children and Referral Reasons
(Homicide, Robbery, Aggravated Assault, Rape, Larceny, and Burglary)**



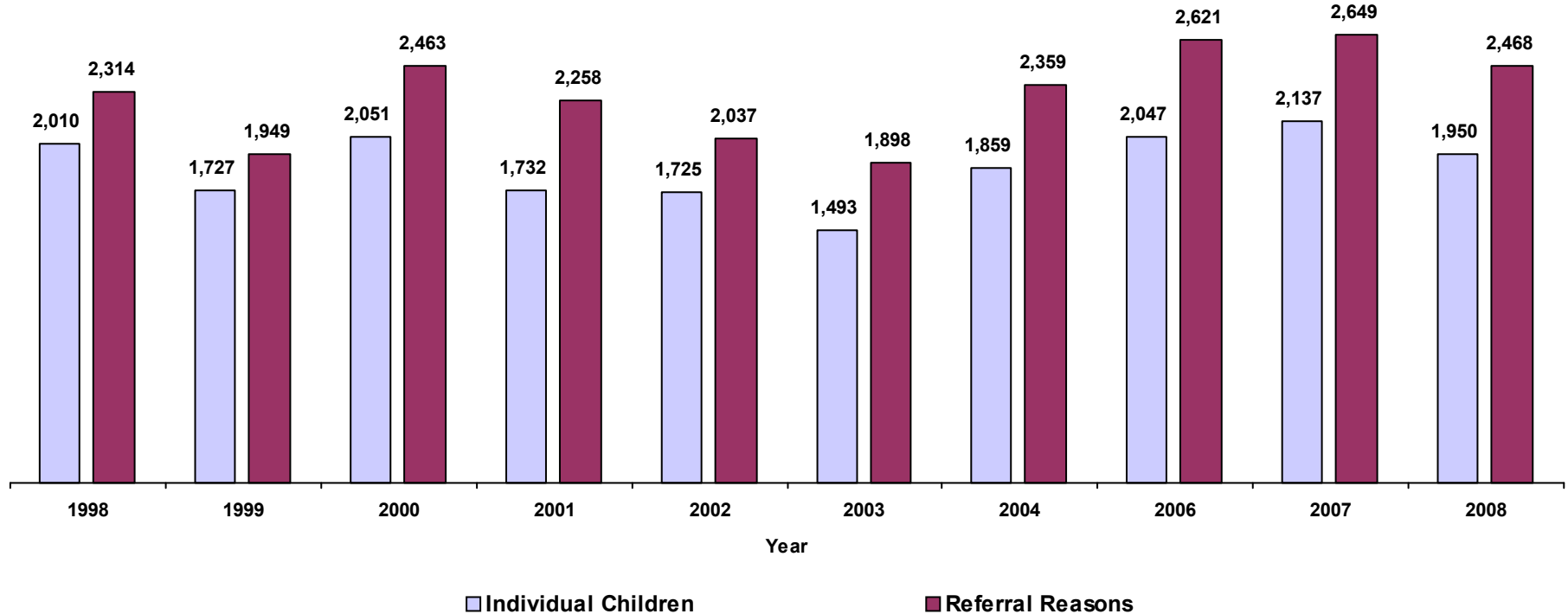
Homicide includes: Criminal Homicide, First degree Murder, Second Degree Murder, Aggravated Vehicular Homicide and Vehicular Homicide
Robbery includes: Especially Aggravated Robbery, Aggravated Robbery and Robbery
Rape includes: Aggravated Rape, Rape of a Child and Rape
Larceny includes: Theft of Property
Burglary includes: Aggravated Burglary and Burglary

Note: CY 2005 data has been omitted because not all data was available.

**TENNESSEE COUNCIL OF JUVENILE AND FAMILY COURT JUDGES
2008 JUVENILE COURT STATISTICAL DATA ACROSS ALL COURTS**

Trends Over Time CY 1998 - 2008

**Comparison of Violent Crime Index Referrals for
Homicide, Robbery, Aggravated Assault, and Rape**



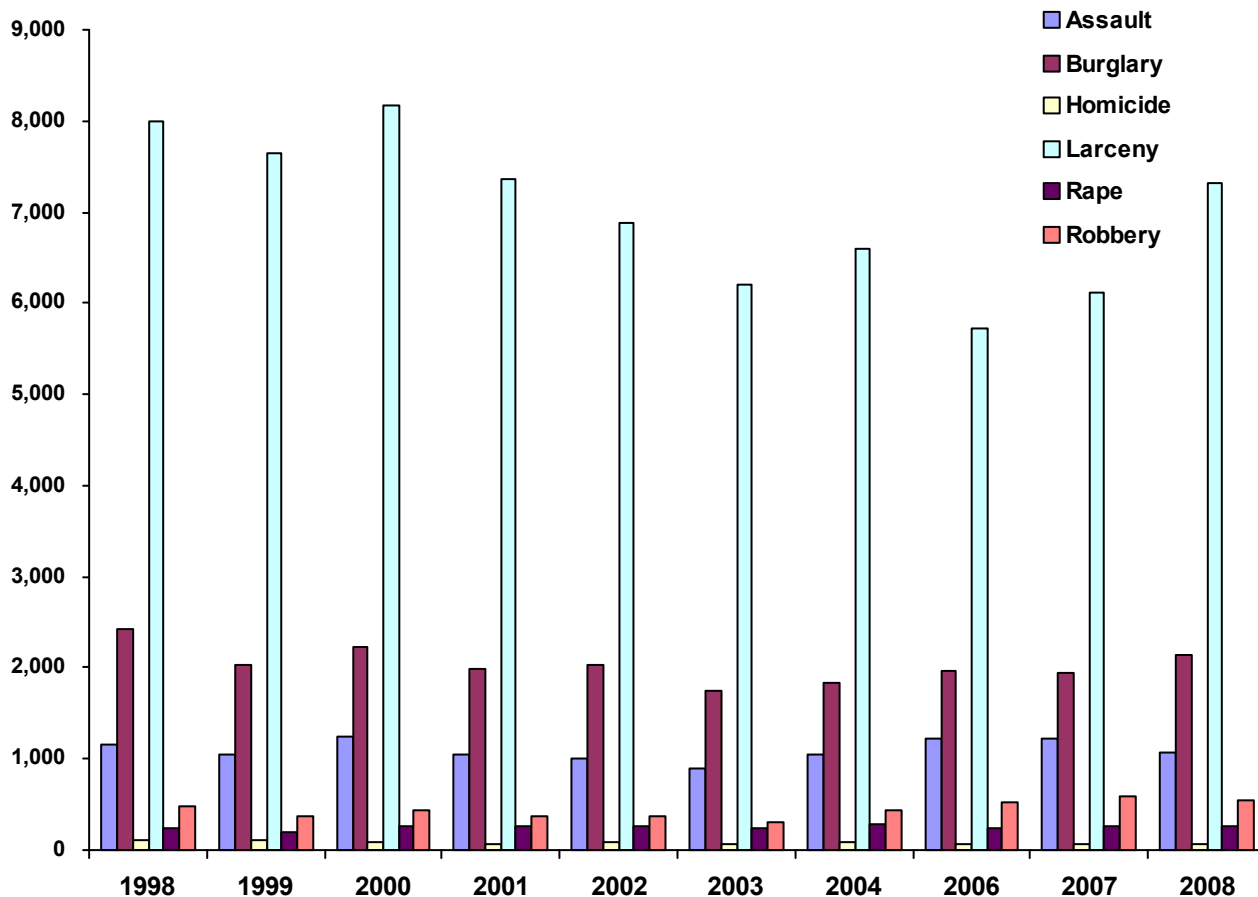
Homicide includes: Criminal Homicide, First degree Murder, Second Degree Murder, Aggravated Vehicular Homicide and Vehicular Homicide
 Robbery includes: Especially Aggravated Robbery, Aggravated Robbery and Robbery
 Rape includes: Aggravated Rape, Rape of a Child and Rape

Note: CY 2005 data has been omitted because not all data was available.

TENNESSEE COUNCIL OF JUVENILE AND FAMILY COURT JUDGES 2008 ANNUAL JUVENILE STATISTICAL REPORT

Trends Over Time CY 1998 - 2008

Comparison of Children Referred for Aggravated Assault, Burglary, Homicide, Larceny, Rape and Robbery



Assault	1,168	1,045	1,251	1,048	1,013	891	1,040	1,214	1,227	1,073
Burglary	2,418	2,036	2,226	1,978	2,039	1,740	1,845	1,961	1,949	2,131
Homicide	103	115	97	62	79	56	97	62	61	60
Larceny	7,990	7,639	8,160	7,352	6,879	6,206	6,598	5,718	6,119	7,318
Rape	248	204	260	253	260	240	280	244	254	266
Robbery	491	363	443	369	373	306	442	527	595	551
Totals	12,418	11,402	12,437	11,062	10,643	9,439	10,302	9,726	10,205	11,399

Burglary includes: Aggravated Burglary and Burglary

Homicide includes: Criminal Homicide, First degree Murder, Second Degree Murder, Aggravated Vehicular Homicide and Vehicular Homicide

Larceny includes: Theft of Property

Rape includes: Aggravated Rape, Rape of a Child and Rape

Robbery includes: Especially Aggravated Robbery, Aggravated Robbery and Robbery

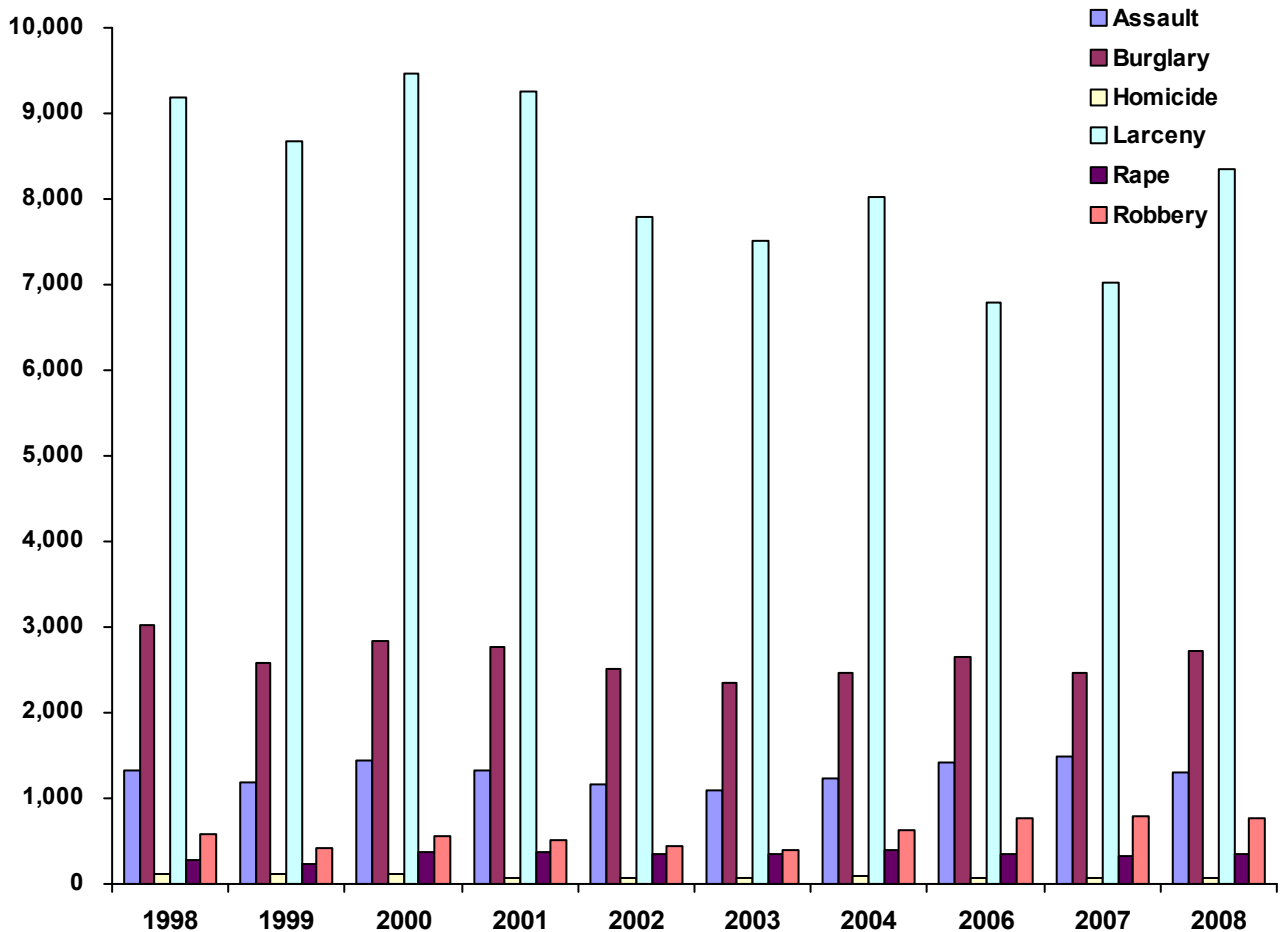
Children that have multiple offenses in any category are counted only once per category in this chart.

Note: CY 2005 data has been omitted because not all data was available.

TENNESSEE COUNCIL OF JUVENILE AND FAMILY COURT JUDGES 2008 ANNUAL JUVENILE STATISTICAL REPORT

Trends Over Time CY 1998 - 2008

Comparison of Referrals for Aggravated Assault, Burglary, Homicide, Larceny, Rape and Robbery



Assault	1,334	1,177	1,449	1,315	1,161	1,096	1,233	1,423	1,478	1,303
Burglary	3,017	2,588	2,835	2,764	2,503	2,360	2,472	2,641	2,472	2,732
Homicide	106	116	105	69	79	66	104	68	67	62
Larceny	9,197	8,682	9,471	9,250	7,780	7,521	8,033	6,798	7,020	8,343
Rape	287	236	362	365	346	345	396	359	323	347
Robbery	587	420	547	509	451	391	626	771	781	756
Totals	14,528	13,219	14,769	14,272	12,320	11,779	12,864	12,060	12,141	13,543

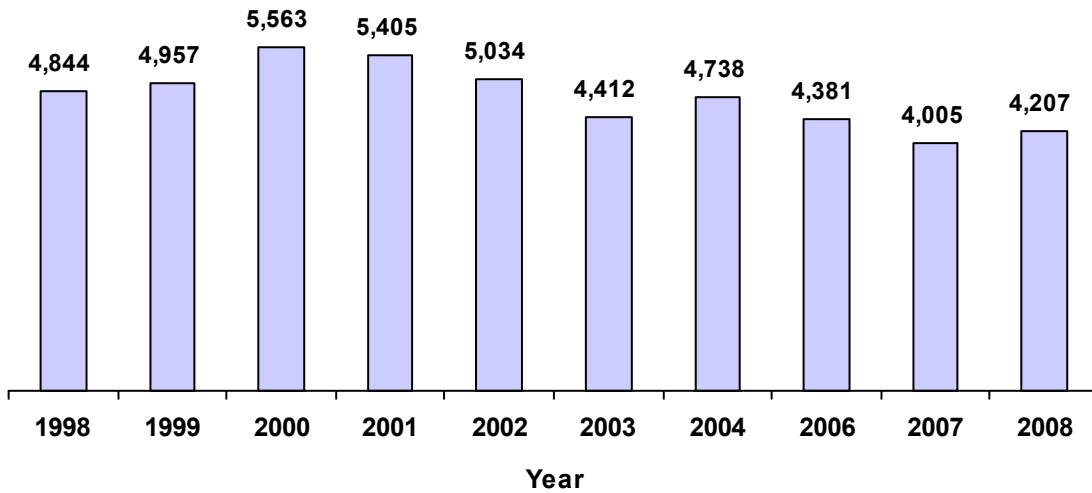
Burglary includes: Aggravated Burglary and Burglary
Homicide includes: Criminal Homicide, First degree Murder, Second Degree Murder, Aggravated Vehicular Homicide and Vehicular Homicide
Larceny includes: Theft of Property
Rape includes: Aggravated Rape, Rape of a Child and Rape
Robbery includes: Especially Aggravated Robbery, Aggravated Robbery and Robbery

Note: CY 2005 data has been omitted because not all data was available.

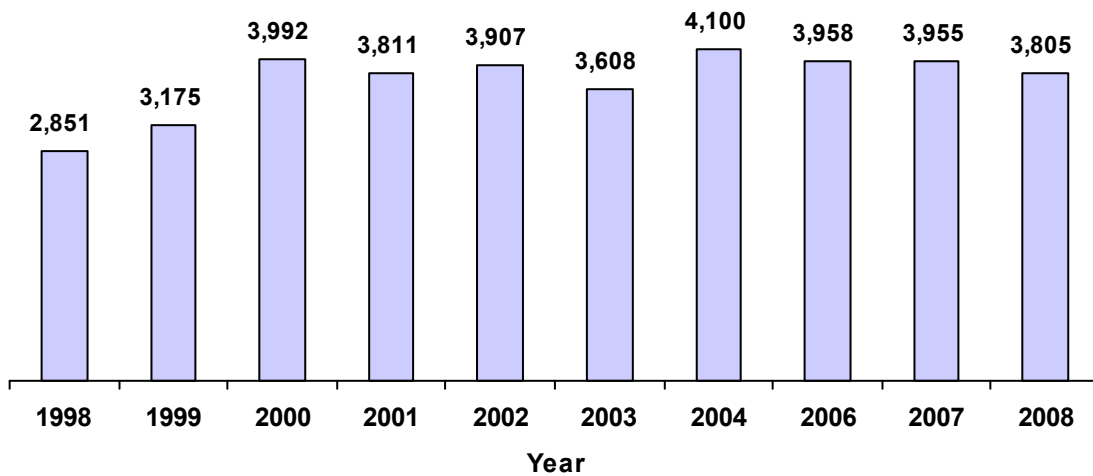
**TENNESSEE COUNCIL OF JUVENILE AND FAMILY COURT JUDGES
2008 ANNUAL JUVENILE STATISTICAL REPORT**

Trends Over Time CY 1998 - 2008

**Commitments to Department of Children Services (DCS, DHS, DYD)
Individual Juveniles Committed for secure or Non-Secure Placement
For Referrals that are Delinquent, Dependent, Status or Neglect**



**Comparison of Individual Children Referred to Juvenile Court with
Violations of Probation or Violation of Aftercare**



Note: CY 2005 data has been omitted because not all data was available.

**TENNESSEE COUNCIL OF JUVENILE AND FAMILY COURT JUDGES
2008 ANNUAL JUVENILE COURT STATISTICAL REPORT**

GLOSSARY

Abuse	When a child is suffering from, has sustained, or may be in immediate danger of suffering from or sustaining a wound; injury; disability; or physical or mental condition caused by brutality, neglect, or other actions or inaction of a parent, relative, guardian, or caretaker.
Adjudication	Judicial fact finding determination (judgment) of a case (e.g., guilty or not guilty).
Aftercare	The supervision given to a child for a limited period of time after they are released from commitment to a state agency.
Burglary	The unlawful entry of a structure to commit a felony or a theft.
CASA	Court Appointed Special Advocate (usually volunteers) who serve to ensure that the needs and interests of a child in child protection judicial proceedings are fully protected.
Case	All Referral Reasons/Charges reported to the court (via complaint, petition, motion, etc.) on a given day for a given child
Commitment	A decision by the judge that a child should be sent to a state agency for monitoring or care of the child.
Contempt of Court	A willful disobedience of a court order or willful interference with the administration of justice.
Crime Index	Includes homicide, robbery, aggravated assault, rape, larceny and burglary.
DCS	The Tennessee Department of Children's Services.
Delinquency	Acts or conduct in violation of criminal law.
Delinquent Act	An act committed by a juvenile that, if committed by an adult, would require prosecution in a criminal court. Because the act is committed by a juvenile it falls within the jurisdiction of the juvenile court.

**TENNESSEE COUNCIL OF JUVENILE AND FAMILY COURT JUDGES
2008 ANNUAL JUVENILE COURT STATISTICAL REPORT**

GLOSSARY

Dependency Case	Those cases covering neglect or inadequate care on the part of parents or guardians, such as abandonment or desertion; abuse or cruel treatment; improper or inadequate conditions in the home; and insufficient care or support resulting from death, absence, or physical or mental incapacity of parents.
Detention	The placement of youth in a restrictive facility between referral to court and the first court hearing (Detention Hearing). Also, a youth may be placed in a detention facility at different points as a case progresses through the juvenile justice system.
Disposition	Definitive action taken or treatment plan decided on regarding a particular case. (e.g., a course of treatment and rehabilitation).
Disposition Date	The date that the disposition (outcome) or the informal adjustment of each referral took place. This is the date on which all reports produced by TCJFCJ are based.
Informal Adjustment	A non-judicial procedure whereby the juvenile court staff, subject to court approval, makes the decision to attempt to remedy the situation alleged in the referral by giving counsel and advice to the parent(s) and child. This is a voluntary agreement in which no official finding of fact is made. Informal adjustments may be initiated with or without a petition.
Institution	Juvenile correctional or rehabilitation center.
Intake	Intake department first screens referred cases. The intake department may decide to dismiss the case for lack of legal sufficiency or to resolve the matter formally or informally.
Judge	An elected or appointed person/individual presiding over the juvenile court proceedings.
Juvenile	Any individual under the chronological age of eighteen (18) who has not been previously transferred to adult court.
Larceny/Theft	The unlawful taking, carrying, leading, or riding away of property from the possession of another.

**TENNESSEE COUNCIL OF JUVENILE AND FAMILY COURT JUDGES
2008 ANNUAL JUVENILE COURT STATISTICAL REPORT**

GLOSSARY

Motion	Oral or written request before, during, or after court hearings on which a court issues a ruling or order.
Paternity	Determination of who is the father of a child.
Petition	A document filed in a juvenile court alleging that a juvenile is a delinquent or status offender, or on the child's behalf and asking that the court assume jurisdiction over the juvenile, or juvenile's case.
Pretrial Diversion	A procedure similar in nature to informal adjustment, with no official finding as to guilt, except that a judge or referee must approve any agreement.
Probation	Supervision of the child to monitor behavior after finding of guilt.
Referee	An individual, licensed to practice law in Tennessee, who is appointed by the judge to hear cases. A referee has the same authority and powers as the judge to issue process and conduct proceedings.
Referral Date	The date the child was referred to the court on the current referral reason/charges.
Referral Source	The agency or individual filing a complaint with intake that initiates court proceedings.
Retired or Nolle Prosequi	When a case is retired after having remained open due to some condition, or the prosecuting attorney makes a formal entry on record that he/she will not prosecute the case further (nolle prosequi means unwilling to pursue).
Review Hearing	Held by the juvenile court to review dispositions and to determine the need to maintain placement in out-of-home care and/or jurisdiction of a child.
Robbery	The taking or attempting to take anything of value from the care, custody, or control of a person or persons by force or threat of force or violence and/or by putting the victim in fear.
Status/Unruly Offenses	Includes acts or types of conduct that are offenses only when committed or engaged in by a juvenile; these can only be adjudicated by a juvenile court.

**TENNESSEE COUNCIL OF JUVENILE AND FAMILY COURT JUDGES
2008 ANNUAL JUVENILE COURT STATISTICAL REPORT**

GLOSSARY

Termination of Parental Rights	A legal proceeding forever severing all legal rights and obligations of the parent so that others may adopt the child.
Truant	A child who willfully and unjustifiably fails to attend school when attendance is required by law.
Violent Crime Index	Includes referrals for homicide, robbery, forcible rape and aggravated assault.
YSO	Youth Services Officer. An official of the court whose duties include, but are not limited to, juvenile court intake, pre-hearing investigations, referral, supervision, detention screenings, counseling, and/or record keeping.